



To facilitate double sided printing this page has been left blank, please print sparingly and reuse or recycle draft documents



Table of contents		Page
Section 1	Introduction	4
Section 2	Developing and implementing the Wyre Playing Pitch Strategy	6
Section 3	Vision, objectives and fit with other related plans and strategies	9
Section 4	Engagement and consultation in preparing the strategy	12
Section 5	Gathering of information	14
Section 6	Analysis and key findings	16
Section 7	Football	18
Section 8	Cricket	42
Section 9	Rugby Union	55
Section 10	Rugby League	67
Section 11	Hockey	68
Section 12	Crown Bowls	70
Section 13	Action Plan	Insert un-numbered
Section 14	Strategy and recommendations	82
Section 15	Funding	95
Section 16	Review and Monitoring	97
Section 17	Abbreviations used, acknowledgements, photographic credits.	98
APPENDICES	Free standing	

## SECTION 1: INTRODUCTION

1.1 Wyre Council is producing a new Local Plan for the period up to 2030/31. The content and general approach to preparing a Local Plan is set out in The National Planning Policy Framework [NPPF] (2012). The NPPF places significant emphasis on open space, sport and recreational facilities as key contributors to health and well-being and specifically states: *“access to high quality open spaces and opportunities for sport and recreation can make an important contribution to the health and well-being of communities. Planning policies should be based on robust and up-to-date assessments of the needs for open space, sports and recreation facilities and opportunities for new provision. The assessments should identify specific needs and quantitative or qualitative deficits or surpluses of open space, sports and recreational facilities in the local area. Information gained from the assessments should be used to determine what open space, sports and recreational provision is required”* (paragraph 73).

1.2 To ensure a robust evidence base for their local Plan and in recognition of the inter-relationship between Green Infrastructure, Open Space and Playing Pitches; Wyre Council commissioned a consortium of consultants led by MD2 Consulting Ltd to prepare the evidence base, justification and policy context for the Wyre Local Plan. The resulting Green Infrastructure Study comprises of a:-

- A Green Infrastructure Strategy
- Open Space Audit and Needs Assessment Evidence Base Report
- Playing Pitch Strategy

1.3 The study area covers the whole of Wyre Borough which has a distinct and varied geography, with a mix of coast, countryside, towns and villages. The main urban area is located on a peninsula to the west of the River Wyre and an extensive rural area lies to the east. The Borough forms part of the Fylde coast sub-region which includes Blackpool and Fylde extending along the coast from Fleetwood to Lytham. The Fylde coast is a functional economic area with adjoining housing markets and tight travel to work catchments.



Photograph: Myerscough 3G AGP

1.4 The tender brief for the Green Infrastructure study specified that the Wyre Playing Pitch Strategy should be based on Sport England's '*Towards a Level Playing Field: A Guide to the Production of Playing Pitch Strategies*' guidance and that this should encompass:

- Development of policy options, which flow from the modelling results and the interpretation of those results in the light of qualitative factors.
- Clear recommendations for playing pitch provision, protection and enhancement, including the proposed resolution of any identified conflicts between users.
- Development of local standards, reflecting both qualitative and quantitative issues.
- An action plan for the next ten years which must be agreed by the steering group and outline short, medium and long term aims.

1.5 As the study commenced Wyre Council were asked by Sport England and National Governing Body (NGBs) representatives to use the new *Playing Pitch Strategy Guidance (2013)* rather than continue with the former methodology set out in '*Towards a Level Playing Field: A Guide to the Production of Playing Pitch Strategies*' (2003). This was agreed by Wyre Council and the Consulting Team. The Wyre Playing Pitch Strategy has been developed using the methodology in the October 2013 guidance.



Picture: Fleetwood Memorial Park – bowling green and Pavilion

## SECTION 2: DEVELOPING AND IMPLEMENTING THE WYRE PLAYING PITCH STRATEGY

2.1 The approach adopted in the Playing Pitch Guidance (Sport England 2013) is based on developing a robust and up to date assessment of playing pitch provision which covers both natural and artificial grass pitches (AGP). The Guidance has been developed by Sport England in partnership with:

- The Football Association;
- England and Wales Cricket Board;
- Rugby Football Union;
- Rugby Football League;
- England Hockey Board.

The new guidance takes on board the experiences and lessons learnt by Sport England from a decade of developing strategies using the previous document.

2.2 Underpinning the guidance are a number of key **principles**:

- A collaborative approach resulting in a strategy which is owned by and provides for a number of relevant parties;
- A steering group led approach with strong project management;
- Sport England and NGB engagement from the outset;
- Making the best use of available knowledge, skills and other resources;
- Securing adequate resources and setting realistic budgets;
- Clarity on why a strategy is being developed and providing a locally specific and tailored approach;
- Reflecting the differences in how each sport is played and pitch type is used;
- Understanding the carrying capacity of playing pitch sites and how they are currently used;
- Providing the opportunity to check and challenge the work at key points as it progresses;
- Use of scenarios to test locally specific situations and recommendations;
- The development and delivery of local area, sport and site specific recommendations and actions;
- Establishing and implementing an approach to keep the strategy robust and up to date.

2.3 The guidance is based on a step-by-step approach based on five (5) stages spread across 10 (ten) steps (see Figure 1):

- Stage A: Prepare and tailor the approach (Step 1)
- Stage B: Gather information & views on the supply of and demand for provision (Steps 2 & 3)
- Stage C: Assess the supply and demand information and views (Steps 4, 5 & 6)
- Stage D: Develop the strategy (Steps 7 & 8)
- Stage E: Deliver the strategy and keep it robust and up to date (Steps 9 & 10)

2.4 The Wyre Playing Pitch Strategy encompasses all of the 10 steps. The Strategy document is the culmination of a step wise method based on Steps 1 to 8 inclusive, with the concluding 'recommendations' section looking forward to the delivery of steps 9 and 10.

2.5 There are various reasons why a Playing Pitch Strategy is developed. Sport England has identified the key drivers to be:

- To set aims and objectives for improving health and well-being and increasing participation in sport;
- Guide sports development programmes and changes in how the sports are played;
- The need for evidence to help protect and enhance existing provision;
- The need to inform the development and implementation of planning policy;
- The need to inform the assessment of planning applications;
- Potential changes to the supply and demand due to capital programmes e.g. for educational sites;
- Budgetary pressures to ensure the most efficient management and maintenance of playing pitch provision;
- The need to develop a priority list of deliverable projects which will help to meet any current deficiencies; provide for future demands and feed into wider infrastructure planning work;

- Prioritisation of internal capital and revenue investment;
- The need to provide evidence to help secure internal and external funding.



**Figure 1:** Develop and implement a Playing Pitch Strategy – The 10 step approach (Sport England 2013)

2.6 All of the drivers set out in 2.5 above are applicable (albeit to varying degrees) in the Borough of Wyre.

2.7 A steering group has been established to guide the preparation of the Wyre Playing Pitch Strategy, in line with Sport England recommendations the Steering Group comprises representatives of the local authority (Wyre Council), National Governing Bodies of Sport (NGBs), Sport England and the Consultants undertaking the preparation of the strategy.

Name	Affiliation
Clive Davies – Project Manager	MD2 Consulting Ltd
Chris Davis	TGP Landscape Architects
Andrew Gardner	TGP Landscape Architects
Neil Macfarlane	Wyre Council
David Thow	Wyre Council
Ian Munro	Wyre Council
Mark Billington	Wyre Council

Angela Longstaff	Wyre Council
Fiona Pudge	Sport England
Tom Bartram	Rugby Football Union
Stuart Urquhart	Rugby Football Union
Derek Egan	Lancashire FA
Joel Callister	Lancashire FA
Bobby Denning	Lancashire Cricket Board
Julie Longden	England Hockey
Carol Doran	Rugby Football League

Table 1: Membership of the Wyre Playing Pitch Strategy Steering Group

2.8 The information gathering field work phase of Playing Pitch Strategy was conducted between July 2013 and February 2014. This allowed the surveyors to conduct their field work within the seasonal parameters set out in the guidance (see Figure 2).

	Jan	Feb	Mar	Apr	May	Jun	Jul	Aug	Sep	Oct	Nov	Dec
Cricket												
Rugby League												
Rugby Union												
Football												
Hockey												

Figure 2: Indication of typical season by sport.

2.9 The Sport England guidance states that the larger pitch sports of football, cricket, hockey, rugby union and rugby league are likely to be the focus of a strategy. However to ensure the robustness of the strategy consideration needs to be given to any other pitch sports that may be active in the area. While the level of detail may vary any such sports and their clubs should be engaged, supply and demand information gathered and assessed alongside the other larger sports. In the context of the Borough of Wyre, Bowls is a major participation sport hence the Playing Pitch Strategy incorporates this.



## SECTION 3: VISION, OBJECTIVES AND FIT WITH OTHER RELATED PLANS AND STRATEGIES

3.1 The Wyre Green Infrastructure Study covers three key inter-related elements of open space planning namely:

- A Green Infrastructure Strategy
- Open Space Audit and Needs Assessment Evidence Base Report
- Playing Pitch Strategy

3.2 All of these reports and strategies are part of the evidence base for the Wyre Local Plan. The reports and strategies have been aligned so that they form a ‘golden thread’ allowing each to be related to the other. This has been done to provide a continuous narrative allowing each element – Playing Pitches – Open Space – Green Infrastructure to be seen within the wider Wyre context. An example of this is that the Wyre Green Infrastructure Strategy is focused on four key priorities. One of these is to *‘enable healthy lives and stronger communities through outdoor lifestyles’*; as sport is a key aspect of outdoor recreation then there is, by extension, a strong fit between the two.

3.3 In the Green Infrastructure Strategy nine geographical ‘areas’ were defined based on social, environmental and community building blocks as a subdivision of the Borough of Wyre for analytical purposes. There is a strong logic to using the same sub-divisions in the Playing Pitch Strategy. GI9 ‘Sands and Coast’ does not contain any playing pitches so is superfluous to the Playing Pitch Strategy however the other eight are highly relevant; the ‘areas’ are shown in Figures 3 & 4.

No.	Name	Population (2011 census)
GI1	Fleetwood	25,939
GI2	Thornton	16,547
GI3	Cleveleys	15,916
GI4	Poulton-le-Fylde	18,467
GI5	Rural Plain	13,502
GI6	Mosslands	2,293
GI7	Central Corridor	8,968
GI8	Rural East and Uplands	6,117
GI9	Sands and Coast	-

Figure 3: The nine sub-areas used in the Playing Pitch strategy derived from the wider Green Infrastructure study.



Picture: Cottam Hall Cricket Pavilion

3.4 The Open Space Audit and Needs Assessment Evidence Base Report contains a spreadsheet of current Open Space sites. Each site has been audited either in 2007, 2010 or 2013 and has a unique reference number (URN). Each playing pitch is correlated to this spreadsheet allowing for a direct comparison. It has been recommended that the Open Space Audit and Needs Assessment Evidence Base Report is updated every three to five years by Wyre Council. This will enable 'medium term' monitoring of the condition of playing pitches. It should be noted however that since the condition of Playing Pitches varies from season to season that a 'short term' annual update of Playing Pitch condition is also required to be enacted by the Wyre PPS Steering Group.

3.5 The Wyre Local Plan will include policies that guide and support the role of playing pitches as a key land use in Wyre between 2014 – 2030/31. These policies will also enable developer contributions to be calculated using planning mechanisms which could include S106 and CIL if supported by the Council. The Local Plan will include a Green Infrastructure Policy supported by additional Green Infrastructure guidance. Playing Pitch provision based on this strategy and action plan will feature in these.

**3.6 The Vision for Playing Pitches is that by 2024 the Borough of Wyre will offer good quality playing pitches that are not overplayed, which facilitate and encourage participation in pitch based sports activity and by this enable residents and visitors to lead healthy lives.**

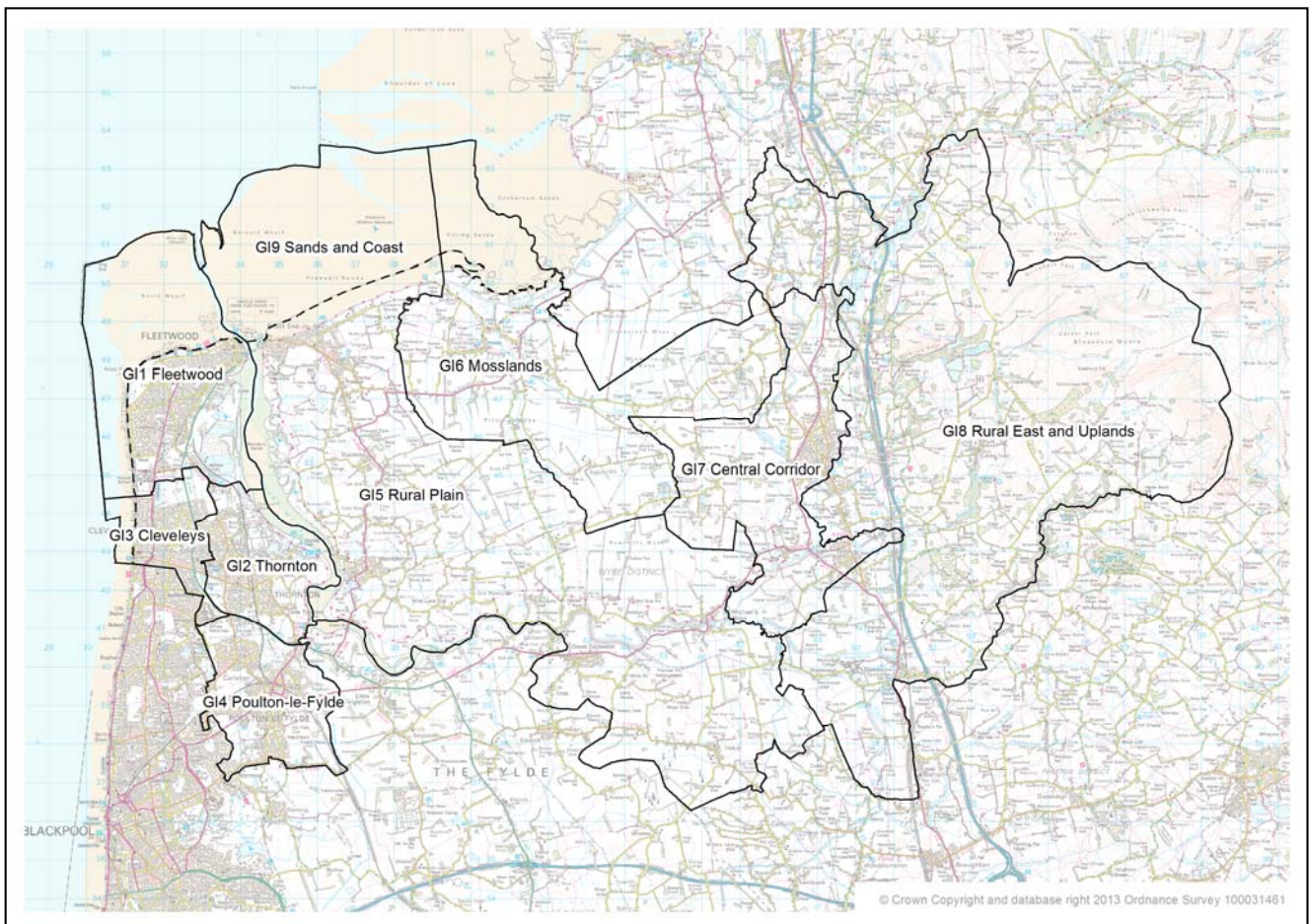


Figure 4: Map based representation of the nine sub-areas used in the Playing Pitch strategy derived from the wider Green Infrastructure study. The most populous areas are to the west of the River Wyre on the Fylde coast peninsula

### 3.7 The key objectives of the Wyre Playing Pitch Strategy are to:

- Understand the spatial distribution of playing pitch provision, including the geographical spread and quality.
- Identify the latent and actual demand for pitches in the Borough of Wyre and to predict as best as possible how this will evolve between 2014 and 2024
- Set out an action plan which can guide playing pitch management at a local level
- Identify how ancillary facilities that support pitch sports can be improved to meet future needs
- Provide strategic options that encompass the following categorisation:
  - ✓ *Protect*
  - ✓ *Enhance*
  - ✓ *Provide*
  - ✓ *Spare Capacity*



Picture: Rugby Pitch at King George V (Broadwater) Fleetwood

## SECTION 4: ENGAGEMENT AND CONSULTATION IN PREPARING THE STRATEGY

4.1 Consultation is a key part of the preparation of a Playing Pitch Strategy and the Wyre PPS is no exception. Consultation is key to the gathering of information in regards to the supply of provision, understanding demand and latent information. In this study, consultation took place with the NGBs (see 4.6), sports clubs, educational establishments and other parties. This information resides with Wyre Council to benefit future consultations. Furthermore, information was collected from Blackpool and Fylde local authorities. The information collected from these sources was compared with non-technical visual quality assessments (NTVQAs) undertaken by consultants. A majority of NTVQA assessment visits were undertaken with the knowledge or involvement of pitch users.

4.2 Consultation also helps to discern local issues. For example one to emerge that is relevant to the Borough of Wyre is that there is cross boundary displaced demand and supply. In the peninsula area GI1, 2, 3, 4, this is principally towards the Fylde Borough and Blackpool in particular. In the rural areas and most notably Garstang, this is towards Lancaster (to the north) or Preston (to the south).

4.3 The most significant aspect of consultation was that enabled by the issue and collection of survey forms. These are individualised to each of the core pitch sports. The consultants devised their own survey form for Bowls. Using a combination of the Active Power Places web resource, information held by Wyre Council and input from local representatives a comprehensive mailing was undertaken of all sport club and league contacts. A first round of questionnaires, based on the original Sport England PPM was sent out to all schools and colleges by Wyre Borough Council during June 2013. Following changes to the PPM a second round of questionnaires was forwarded to all primary schools and to all relevant sports clubs in September 2013. The full list of all schools, colleges and sports clubs consulted during the study is included in Appendix 1. Sample questionnaires are provided in Appendix 2 and summary of consultation responses in Appendices 3 & 8.

4.4 Important to the setting of quantity and accessibility standards was the Wyre Great Outdoors Survey conducted in 2013. Questionnaires were made available for a month on the Wyre Council website and paper copies made available at public information points e.g. libraries and the Wyre Estuary Country Park at Stanah. Two editions of the Wyre Great Outdoors Survey were made available. The first was targeted at adults and the second at children and young people.

4.5 As outlined at 2.8 a Wyre PPS Steering Group has overseen the production of the strategy. This was an opportunity to liaise with key senior managers at Wyre Council. Through this route and other meetings the following key responsibilities were contacted and offered the opportunity to input to the development of the Action Plan/Strategy:

- Head of Planning Services
- Planning Policy Manager
- Head of Operations
- Head of Culture, Leisure and Tourism
- Coast and Countryside Manager
- Sports Development Officer
- Parks Development
- Economic Development
- Engineering services
- Head of Transformation
- Tourism Development

4.6 National Governing Bodies (NGBs) were consulted on a number of occasions during the preparation of the Wyre PPS and proved to be an invaluable source of local club contact information:

- Sport England
- EWCB – England and Wales Cricket Board
- England Hockey
- RFL – Governing Body of Rugby League
- RFU – Governing Body of Rugby Union
- The FA – The Football Association

4.7 Meetings were held with Sport England to understand latest guidance and changes to Sport England's 'Playing Pitch Strategy Guidance: An Approach to Developing and Delivering a Playing Pitch Strategy' introduced during 2013 which was within the study period. A training day for the PPS Guidance was provided by Sport England in July 2013. Two workshops in connection with the Green Infrastructure Study were held in June 2013 for Local Authority officers, representatives from agencies and stakeholders who covered playing pitch issues along with wider open space considerations.

4.8 Two meetings of the Steering Group were held during October 2013 with Governing Body organisations relevant to the study area including England Hockey, Lancashire Football Association, Lancashire Cricket Board and Lancashire Rugby (RFU), the RFL were unable to attend due to resources but corresponded via email and telephone conversation. A 'check and challenge' meeting was held in February 2014.

4.9 The Consultants team and Wyre Council Planning Service also conducted email and telephone correspondence/communication between meetings notably with NGB representatives and local sport clubs.

## SECTION 5: GATHERING OF INFORMATION

5.1 The information gathering section of the Playing Pitch Strategy takes in Stage B (Steps 2 and 3) [ref 2.4] of Sport England's 'Playing Pitch Strategy Guidance: An Approach to Developing and Delivering a Playing Pitch Strategy'. Both supply and demand information needs to be obtained in order to analyse whether the current supply of pitches is adequate to meet the current and likely future demand of each site. This information facilitates the production of Team Generation Rates (TGR) which is a Sport England method to establish a baseline for pitch provision. The TGR process involves inputting of data to a spreadsheet provided in the Sport England tool kit that supports PPS production. In the case of Wyre the TGR are reproduced as an appendix (see Appendix 4) to the PPS and refer specifically to the time period 2014 – 2024. Working through Stage B provides:

- An accurate audit of the supply of pitches and ancillary facilities in the study area;
- An accurate audit of the current demand for pitches in the study area;
- Information on which to base an understanding of the future demand for playing pitches in the study area;
- Detailed views and opinions from users and pitch providers on provision in the study area;
- The information and views required to carry out the assessment work in Stage C within a single document.

5.2 Consultants began by taking the sites listed on the Wyre Council Open Space Audit Database and cross checked them with those found on the 'Active Places Power website' to ascertain the number, location and type of pitches found at each site. The new Sport England guidelines state that any survey work should be carried out seasonally; therefore summer sports were surveyed during the summer months and winter sports over the winter [ref 2.8].

5.3 Throughout August and early September 2013, the consultant's team carried out a visual survey of 11 cricket pitches and 2 pitches that had been used for rugby league and identified in the Council's previous open space audit. Throughout September, October, November 2013 and February 2014, the consultants carried out a visual survey of the remaining sites for football, rugby union, hockey, and in the case of Wyre, crown green bowls. Crown green bowls is a popular sport in Wyre and the council requested that it was included in the PPS due to the high number of greens and clubs in the Borough. The consultants produced their own survey form specific to bowls (Appendix 5).

5.4 For each site visited, a GPS co-ordinate was recorded for each pitch, photographs taken and a non-technical quality assessment (NTVQA) form completed, assessing the quality of the pitch and any ancillary facilities on site. Where possible, information was also collected on how the pitches are maintained and any information or evidence of casual use was recorded. This was entered onto a series of spreadsheets, specific to each sport, which gave each pitch a quality rating of either, good, standard / adequate, poor or unsuitable. The quality rating of each pitch then provides each pitch with a "Current Carrying Capacity" i.e. the number of games/sessions each pitch is currently capable of accommodating each week, or season in the case of cricket and bowls. The availability of each pitch to the community was also recorded. In some cases pitches were not accessible, where this was the case some assumptions were made and where possible as much survey information was collected from outside the site. The NTVQAs for each site can be found in Appendix 6.

5.5 In the case of Primary Schools NTQVA's were not carried out for each site. However, a desktop study was undertaken for each site utilising a combination of Google Earth, the Active Power Places website, school questionnaire survey returns and telephone calls. The pitches are used almost exclusively for football, although Pilling St John Primary School has one junior rugby pitch on its grounds.

5.6 In the case of cricket, a Pitch Quality Assessment (PQA) had already been undertaken for some clubs. A PQA is an assessment carried out by a qualified EWCB pitch advisor in order to determine whether its characteristics meet the Performance Quality Standards (PQS) benchmarked by the ECB/Institute of Groundsmanship. This assessment supersedes the NTVQA so was used for the pitch quality rating where it was available; there were no PQAs available for any of the other sports being assessed as part of this study. Copies of the five PQAs can be found in Appendix 7.

5.7 During the collection of the supply information, data was also being collected in relation to the demand on each pitch/site. Using a combination of the Active Power Places web resource, information held by Wyre Council and input from local representatives a comprehensive mail survey was undertaken of all sports clubs. A first round of questionnaires, based on the original Sport England guidelines, was sent out to all schools and colleges by Wyre Borough Council during May/June 2013. Following adoption of the 2013 guidance a second round of questionnaires was sent to all primary schools and to all relevant sports clubs (Appendix 2).

5.8 The sports club questionnaires sought to obtain information on team numbers and nature (Senior or Junior, Men's or Ladies), number of games and training sessions per week, location of games and training sessions, ancillary facilities available, pitch maintenance regimes and whether the club was looking to increase the number of teams they operate i.e. the future demand for the playing pitches. Any latent demand (demand that exists but cannot be satisfied for various reasons) or displaced demand (teams in the study area that have to play outside the area due to a lack of facilities within the study area) was also requested within the questionnaire. The schools questionnaires sought information on whether their facilities were used by the community and if their current provision was adequate for their own demands. The questionnaires received can be found in Appendix 3.

Sport	Number of clubs responding	% of clubs responding	Number of teams represented by clubs responding	% of teams represented by clubs responding
Football	20	68.9%	120	93.7%
Cricket	8	61.5%	41	55.4%
Rugby Union	5	100%	31	100%
Rugby League	0	0%	0	0%
Bowls	6	15%	47	15.4%
Hockey	3	75%	15	93.7%

Table 2 - Number of Clubs and Team Responding to Questionnaires. In the case of bowls the Consultants reviewed the local leagues to obtain information on the demand on each clubs pitch. Assumptions were also made with regard to demand from some football and cricket clubs by analysis of their fixture lists on their websites and are included in the sport specific sections.

Sport	Football	Cricket	Rugby Union	Rugby League	Bowls	Hockey
No. of clubs	29	13	5	1 Intermittent	40	4
No. of mini teams	37	0	8	0	0	0
No. of male junior teams	41	30	13	0	0	1 mixed
No. of female junior teams	9	0	0	0	0	4
No. of male adult teams	38	43	9	0	193	3
No. of female adult teams	3	1	1	0	56	8
No. of mixed adult teams	0	0	0	0	56	0
<b>Total no. teams</b>	<b>128</b>	<b>74</b>	<b>31</b>	<b>0</b>	<b>305</b>	<b>16</b>

Table 3 - Number of Clubs and Teams by Sport, Gender and Team Type. NOTE: Where a junior and senior branch of a club exists, this is counted as separate clubs.

## SECTION 6: ANALYSIS AND KEY FINDINGS

6.1 Sport England and the NGBs believe that to assess whether the current supply of pitches is adequate to meet current and likely future demand an understanding of the situation at all sites available to the community needs to be developed. Using the information gathered in Stage B [ref 2.3] the project team should present this by providing a brief overview for each site. An overview should provide:

- The findings of a comparison between the carrying capacity of a site with how much demand currently takes place there;
- An indication of whether natural grass pitches are being used during their respective peak periods;
- The key issues with and views on the provision at a site and its use;
- The carrying capacity of a site should be defined as the amount of play it can regularly accommodate over an appropriate period of time without adversely affecting its quality and use.

6.2 A definition of carrying capacity for both natural and artificial grass pitches is provided in paragraphs 6.6, 6.7 and 6.8.

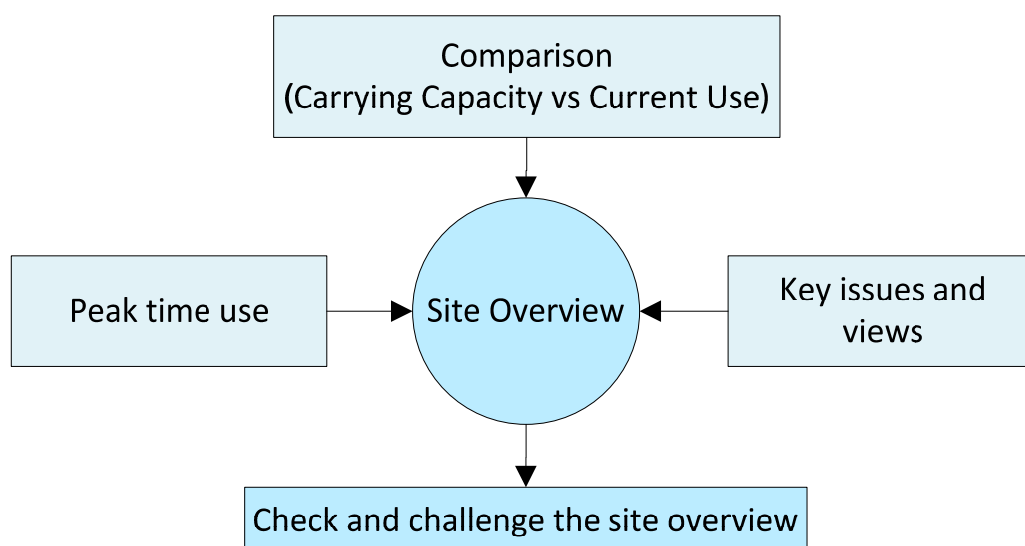


Figure 5: Developing a site overview

6.3 Working through Stage C (ref 2.3) will provide:

- An understanding of the situation at all sites available to the community;
- An indication of whether the current supply in the study area (and in any sub areas) is adequate to meet both current and likely future demand;
- The views and opinions of all relevant parties on the adequacy of provision;
- The key issues with the supply and demand at the study area (and any sub area) level.

6.4 Before a comparison can be undertaken the carrying capacity of a site, along with how much play currently takes place there (its current use) needs to be established. The information required to enable this to be done will have already been gathered during Stage B (ref 2.3). However, it is important that both elements can be converted into the same appropriate comparable unit to enable a clear comparison to be made.



6.5 The amount of demand a natural grass pitch can accommodate will be dependent on a number of factors but is primarily affected by its quality. All natural grass pitches will have a limit of how much demand they can regularly accommodate over a certain period of time before their quality, and in turn usage is adversely affected. As set out in Step 3 this play could take a number of forms including competitive matches, training activity, casual and educational use. However, as the main purpose of a pitch is likely to be for competitive matches it is appropriate to look to convert the supply of and demand for natural grass pitches into **match equivalent sessions**.

6.6 For **football, rugby union and rugby league pitches** it is appropriate to look at the number of match equivalent sessions a pitch can accommodate, and how much demand takes places, **over the course of a typical week** within the season for each sport. For **cricket pitches** it is more appropriate to look at the number of match equivalent sessions **over the course of a season**. This is due to the carrying capacity of a cricket pitch being primarily determined by the number and quality of wickets on a pitch. Only one match is generally played per pitch per day. However, play is rotated across the wickets to reduce wear and allow for repair. Each wicket will be able to accommodate a certain amount of play per season as opposed to a week.

6.7 An Artificial Grass Pitch (AGP) can sustain a greater amount of use across a week, compared to a natural grass pitch, without adversely affecting its quality and in turn usage. The carrying capacity of an AGP is therefore primarily determined by the hours that it is available to the community. Therefore, it is appropriate for the comparable unit for AGPs to be hours per week in the peak period. Similar to natural grass pitches this comparable unit should relate to a typical week within the season for the sports an AGP can accommodate (e.g. potentially hockey and/or football, rugby union and rugby league). For example, if an AGP benefits from having appropriate artificial sports lighting then its use will be extended which may allow for play throughout the peak period (i.e. including weekday evenings). While not affecting its overall carrying capacity the surface type of an AGP will affect its capacity to accommodate certain sports and types of play (see paragraph B8).

#### Comparable Units

- Natural Grass Football, Rugby Union and Rugby League Pitches = **Match equivalent sessions per week**
- Cricket Pitches = **Match equivalent sessions per season**
- Bowling Greens = **Match equivalent sessions per season**
- Artificial Grass Pitches = **Hours per week in the peak period**

6.8 Usage information of school pitches is limited by the constraints of the study methodology. In view of this it is believed that schools own usage of their pitches is probably higher than is currently recorded. Methodological improvements can be introduced into future updates of the Wyre PPS by enacting a strategic recommendation (WG16). It should be noted that collecting information from schools is problematic given the considerable workload of teaching staff and the lack of information held centrally as a consequence of educational reforms (ie: schools have more direct responsibility for land use management than previously). This requires a close and on-going relationship between schools and the Council's Sports Development Officer to resolve. In terms of the study where it has been possible to make estimations and where information was directly available these have been included in key findings and carried forward into the action plans. Where decision making could affect the future use of a school playing pitch, local consultation with the Head Teacher will be essential.

## SECTION 7: FOOTBALL



Picture: Preesall Park Pitches

### G11 - Fleetwood

7.1 There are nine (9) areas of football pitches within area G11 and they break down as follows;

Site Name	Senior Pitches	Junior Pitches	Mini Pitches
Cardinal Allen High School	1	1	1
Charles Saer Community Primary School	0	1	0
Fleetwood Flakefleet Primary School	0	1	0
Fleetwood High School, Fleetwood	2	0	0
Fleetwood Town FC Highbury Stadium	1	0	0
King George V (Broadwater) Fleetwood	3	2	2
Larkholme Primary School	0	1	0
Memorial Park, Fleetwood	0	0	3
Rossall School	2	1	0

Note: Rossall School has 2 no. Senior and 1 no. Junior Football pitches on site, but it is a private school with no formal arrangement for community use and no plans to have one. Both Rossall School and Cardinal Allen High School declined the invitation to carry out an NTVQA on their pitches therefore assumptions have been made on the quality of their pitches, using information on the Active Power Places website, for the purposes of this study.

Table Showing Site Overviews for G11:

*Site	Community use category	Security of community use	Sub Area (or outside the study area for displaced demand)	Pitch Type	No of Pitches	Current Carrying Capacity for Community Use	Current Community Use	Difference	*Comparison	Total Extent of any Spare Capacity for Community Use
Cardinal Allen High School	Not available for community use	Secured	G11	Senior Football	2	2	0	2	Potentially able to accommodate some additional play	2 games per week
Charles Saer Community Primary School	Not available for community use	0	G11	Junior Football	1	1	0	1	Potentially able to accommodate some additional play	1 games per week
Fleetwood Flakefleet Primary School	Not available for community use	0	G11	Junior Football	1	1	0	1	Potentially able to accommodate some additional play	1 games per week
Fleetwood High School	Available for community use and used	Secured	G11	Senior Football	2	6	0	6	Potentially able to accommodate some additional play	6 games per week
Highbury Stadium	Available for community use and used	Secured	G11	Senior Football	1	3	0.5	2.5	Potentially able to accommodate some additional play	2.5 games per week
King George V (Broadwater) Playing Fields	Available for community use and used	Unsecured	G11	Junior Football	2	2	18	-16	Being overplayed	
King George V (Broadwater) Playing Fields	Available for community use and used	Unsecured	G11	Mini Soccer	2	4	15	-11	Being overplayed	
King George V (Broadwater) Playing Fields	Available for community use and used	Unsecured	G11	Senior Football	3	3	7.5	-4.5	Being overplayed	
Larkholme Primary School	Not available for community use	0	G11	Junior Football	1	1	0	1	Potentially able to accommodate some additional play	1 games per week
Memorial Park, Fleetwood	Available for community use and used	Unsecured	G11	Mini Soccer	3	6	7.5	-1.5	Being overplayed	
Rossall School	Not available for community use	0	G11	Senior Football	2	2	0	2	Potentially able to accommodate some additional play	2 games per week
Rossall School	Not available for community use	0	G11	Junior Football	1	1	0	1	Potentially able to accommodate some additional play	1 game per week

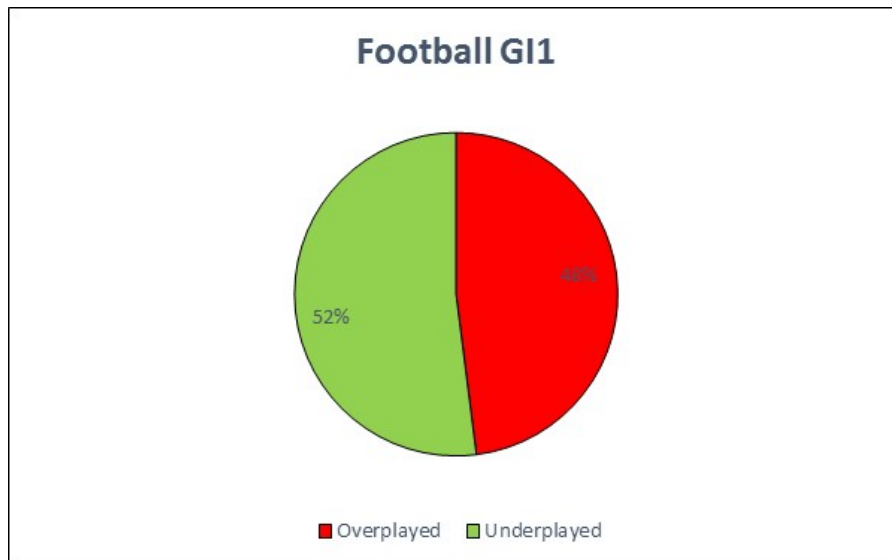
7.2 The main area of football pitches in area G11 is at the King George V (Broadwater) Fleetwood Playing Fields. The survey indicated the quality of these pitches to be poor and that they were overplayed. The changing facilities would benefit from renovation. The site receives maintenance of line marking and grass cutting. At the end of the season the pitches are levelled and seeded.

7.3 The information received for Fleetwood High School indicated that there was no community use of the grass football pitches, although winter training does occur on the AGP. There is therefore an opportunity for local football clubs to utilise the pitches at Fleetwood High School for games. The survey work also indicated that while the pitches were of good quality, there were some drainage problems. The school is a relatively new build so ancillary facilities and parking are of a good standard.

7.4 Fleetwood Town FC's Highbury Stadium is a high quality facility in keeping with a Football League side. The pitch is well maintained and the ancillary facilities are of high quality. While the club is a Football League team their Chief Executive stated the ground was used from time to time for community use, i.e. Local League Cup Finals. However the site cannot be regarded as an openly accessible facility.

7.5 Fleetwood Town Juniors use Memorial Park as a base for their mini soccer teams. The survey indicated that the quality of the pitches to be poor and that they were overplayed. There is only on street parking and no ancillary facilities. The site, again, receives maintenance of line marking and grass cutting.

7.6 While the pitches at Cardinal Allen High School and Rossall School are not available for community use, there is potentially spare capacity that could be brought into use should the opportunity arise in the future. The junior pitches at Charles Saer, Fleetwood Flakefleet and Larkholme Primary Schools are currently not available for community use. Links could be made between the schools and local clubs to help reduce the impact on other pitches in the area and allow nearby clubs to expand.



**Issues:**

- Football pitches in area GI1 tend to be rated poorly with the exception of Fleetwood Town FC and Fleetwood High School. Where the pitches are Council owned and maintained, grass cutting and line marking is undertaken. The current maintenance regime contributes to them having a low carrying capacity which leads to overplay. Ancillary facilities are generally of poor quality, again with the exception of Fleetwood Town FC and Fleetwood High School.
- Most football pitches in area GI1 are underplayed, but those that are overplayed are significantly so, particularly in relation to Junior and Mini soccer.
- King George V (Broadwater) Fleetwood is the main hub area for pitches in area GI1 and is heavily used. There is no room on site to add in new pitches.
- The recent changes in football with regard to the development of the game, i.e.: the introduction of 5v5 and 9v9, has meant that more mini soccer pitches are needed as well as 9v9 sized pitches / goals. This has led to a growth in the number of teams in these areas, leading to increased demand. Many of these new pitches are marked over 11v11 pitches, further increasing pressure on these facilities.
- Cardinal Allen High School and Rossall School pitches have not been assessed through a NTVQA as they declined an invitation for a pitch inspection. We have instead made assumptions based on the information on the Active Power Places website. An assumption of quality has also been made for the Primary Schools in GI1 as these too were not assessed through an NTVQA.
- OS Site FL23, Broadway is a former school playing field that is presently acting as amenity Greenspace but could return to use as a playing pitch if required.

**Conclusions:**

- Improvements to Council owned changing facilities are required / desirable.
- Improve quality of pitches following advice from sports turf specialists.
- Review actual and prospective costs to maintain pitches and compare against the £300.00 currently charged by Council. Scope to introduce graduated scale of fees. Bigger fee paid by clubs = Better maintenance of pitches.
- Create a playing pitch hub in this area with higher quality maintenance and changing facilities i.e. at King George V (Broadwater) Fleetwood.
- Where there is underuse of pitches, at schools etc., encourage their use by local clubs to relieve pressure elsewhere. Links through Wyre Council Sports Development Officer and Lancashire FA Football Development Officer.
- Examine areas of funding that could be tapped into by clubs and Council alike to improve facilities. Football Association / Football Foundation grants, Lottery Funding, Sport England etc.

## GI2 - Thornton

7.7 There are twelve (12) areas of football pitches within area GI2 and they break down as follows;

Site Name	Senior Pitches	Junior Pitches	Mini Pitches
Baines Endowed Primary School	0	1	0
Bourne Way Playing Field North, Thornton	0	1	0
Bourne Way Playing Field South, Thornton	0	0	0
Gamble Road Sports Field, Thornton	2	0	1
HASSRA Sports Field, Thornton	1	0	0
Millfield Science and Performing Arts College, Thornton	2	0	0
Sacred Heart Catholic Primary School	0	1	0
Stanah Primary School	0	3	0
Thornton Cleveleys FC, Thornton	2	0	1
Thornton Primary School	0	1	0
Thornton YMCA Leisure Centre (King George Playing Fields), Thornton	1	0	1
Wyre Juniors FC, Thornton	1	0	0

Table Showing Site Overviews for GI2:

*Site	Community use category	Security of community use	Sub Area (or outside the study area for displaced demand)	Pitch Type	No of Pitches	Current Carrying Capacity for Community Use	Current Community Use	Difference	*Comparison	Total Extent of any Spare Capacity for Community Use
Baines Endowed Primary School	Not available for community use	0	GI2	Junior Football	1	1	0	1	Potentially able to accommodate some additional play	1 games per week
Bourne Way Playing Fields North	Available for community use but unused	Unsecured	GI2	Junior Football	1	1	0	1	Potentially able to accommodate some additional play	1games per week
Bourne Way Playing Fields South	Not available as disused	N/A	GI2	Football Disused	0	0	0	0		
Gamble Road Sports Field	Available for community use and used	Unsecured	GI2	Mini Soccer	1	2	0	2	Potentially able to accommodate some additional play	2 games per week
Gamble Road Sports Field	Available for community use and used	Unsecured	GI2	Senior Football	2	2	0	2	Potentially able to accommodate some additional play	2 games per week
HASSRA Civil Service Sports Field	Available for community use and used	Unsecured	GI2	Senior Football	1	3	1.5	1.5	Potentially able to accommodate some additional play	1.5 games per week.
Millfield Science & Performing Arts College	Available for community use but unused	Secured	GI2	Senior Football	2	4	0	4	Potentially able to accommodate some additional play	4 games per week
Sacred Heart Catholic Primary School	Not available for community use	0	GI2	Junior Football	1	1	0	1	Potentially able to accommodate some additional play	1 games per week
Stanah Primary School	Not available for community use	0	GI2	Junior Football	3	3	0	3	Potentially able to accommodate some additional play	3 games per week
Thornton Cleveleys Football Club	Not available for community use	N/A	GI2	Mini Soccer	1	4	4.5	-0.5	Being overplayed	
Thornton Cleveleys Football Club	Not available for community use	N/A	GI2	Senior Football	2	4	7.5	-3.5	Being overplayed	
Thornton Primary School	Not available for community use	0	GI2	Junior Football	1	1	0	1	Potentially able to accommodate some additional play	1 games per week
Thornton YMCA Leisure Centre (King George Playing Fields)	Available for community use and used	Unsecured	GI2	Mini Soccer	1	4	0	4	Potentially able to accommodate some additional play	4 games per week
Thornton YMCA Leisure Centre (King George Playing Fields)	Available for community use and used	Unsecured	GI2	Senior Football	1	2	0.5	1.5	Potentially able to accommodate some additional play	1.5 games per week.
Wyre Juniors Football Club	Available for community use and used	Secured	GI2	Senior Football	1	2	1.5	0.5	Being played to the level the site can sustain	0.5 games per week.

7.8 The senior football pitch at the Thornton YMCA Leisure Centre was shown by the survey to be poor in quality, while the mini soccer pitch was of standard quality. The information received suggested that both pitches were underplayed. The ancillary facilities at this site are part of the adjacent leisure centre and are not of good quality. The site only receives maintenance of line marking and grass cutting. At the end of the season overseeding of worn grass patches is undertaken.

7.9 The pitches at Bourne Way are of poor quality and to the south side of the road have been removed completely but have been included in the overview table as "disused", leaving the pitch to the north of the road without changing and parking facilities. The land is in private ownership to the south and is owned by Wyre Council to the north. There is no current use of the pitch to the north of the road.

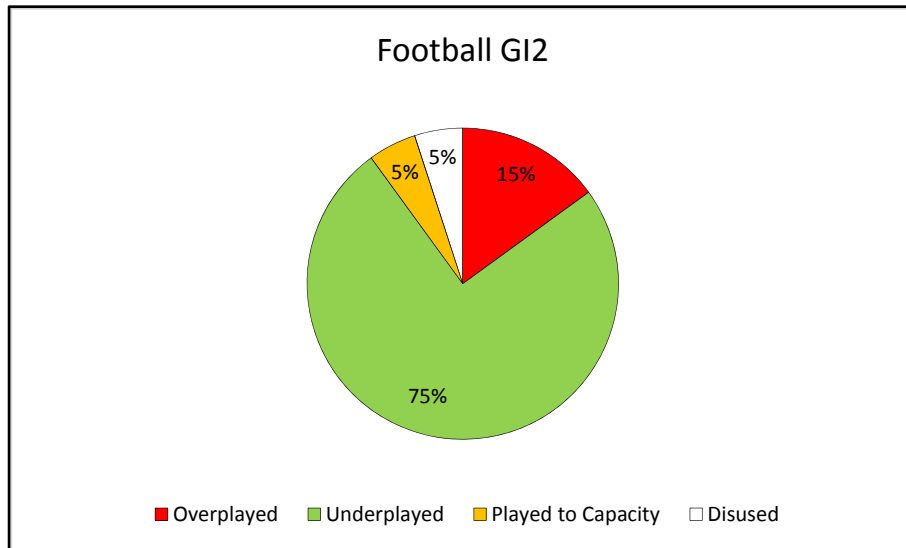
7.10 The football pitch at HASSRA Sports Field is used by Norcross and Warbreck FC and is of good quality. There is an adjacent pavilion with changing rooms and some nearby parking. The information received for the use of the pitch indicates it is underplayed.

7.11 The football pitches at Gamble Road are of poor quality and are not bookable for use. On the day of survey there were two senior and one mini soccer pitch marked out for use and the site was being mown by a private maintenance team. The goals are kept in a lockable shipping container on site.

7.12 Thornton Cleveleys FC (TCFC) pitches are of standard (the mini soccer and second senior pitch) to good (the main senior pitch) quality and the ancillary facilities are of good quality too. The pitch is maintained and managed by the football club themselves. The pitches are drained and sand dressed, seeded, fertilised and chain harrowed on an annual basis. The information received from TCFC indicates the pitches are overplayed.

7.13 Wyre Juniors FC's pitch is of standard quality but the site suffers from a lack of ancillary facilities. There is no parking and the pavilion is little more than a portacabin. The club carry out all their own pitch maintenance but are hampered by the cost. The survey showed that there was a drainage issue on site. Data received shows that currently this pitch has the potential to accommodate a further half a match per week, but as this is less than a full game the pitch has been classified as being played to its capacity.

7.14 The two senior football pitches at Millfield Science and Performing Arts College are of standard quality and at the time of survey had two 7v7 pitches marked out over the top of each pitch. They are currently only used by the school and not any community teams. There is therefore potential for the School to link with a local football team. There are also six junior pitches, which have no community use, spread across four Primary Schools which could be utilised by local clubs. One school, Baines Endowed V.C. Primary School, has already said they are open to community use of their pitch, while there are potentially three pitches at Stanah Primary School which could be brought into use.



**Issues:**

- Football pitches in area GI2 are of at least standard quality (the pitch at HASSRA is rated good quality) with the exception of those at Thornton YMCA Leisure Centre (senior pitch), Gamble Road and Bourne Way, which are rated as poor. Where the pitches are Council owned and maintained, grass cutting and line marking is undertaken. The current maintenance regime contributes to them having a low carrying capacity which leads to overplay. Ancillary facilities are generally of poor quality, again with the exception of Thornton Cleveleys FC and the HASSRA site.
- Bourne Way North will have no changing facilities when Bourne Way South is potentially redeveloped.
- The pitches at Thornton Cleveleys FC are overplayed.
- The pitches at the remaining sites are underplayed.
- Baines Endowed V.C. Primary School has 1 no. junior football pitch, which is currently not in community use (the school is open to looking into community use), but it was not subject to NTQVA as part of the preparation of the Strategy, but assumptions on its quality were made based on the information on the Active Power Places website. This assumption is true for all of the Primary School pitches in GI2.
- The recent changes in football with regard to the development of the game, i.e.: the introduction of 5v5 and 9v9, has meant that more mini soccer pitches are needed as well as 9v9 sized pitches / goals. This has led to a growth in the number of teams in these areas, leading to increased demand. Many of these new pitches are marked over 11v11 pitches, further increasing pressure on these facilities.

**Conclusions:**

- Improvements to changing facilities at the Thornton YMCA Leisure Centre following advice from structural / building surveys.
- Improve quality of pitches, following advice from sports turf specialists, to help balance the reduction in quantity i.e. long term removal of pitches at Bourne Way and Gamble Road once new Fleetwood Town FC pitches at Poolfoot Farm are in place. See section 14.9 for Fleetwood Town FC proposals at Poolfoot Farm.
- Review actual and prospective costs to maintain pitches and compare against the £300.00 currently charged by Council. Scope to introduce graduated scale of fees. Bigger fee paid by clubs = Better maintenance of pitches.
- Where there is underuse of pitches, at Thornton YMCA Leisure Centre and Millfield Science and Performing Arts College, encourage their use by local clubs to relieve pressure elsewhere.
- Encourage links between Primary Schools and Clubs to provide new pitches that reduce pressure on other facilities and allow the clubs to grow their memberships.
- Examine areas of funding that could be tapped into by clubs and Council alike to improve facilities. Football Association / Football Foundation grants, Lottery Funding, Sport England etc.

## GI3 - Cleveleys

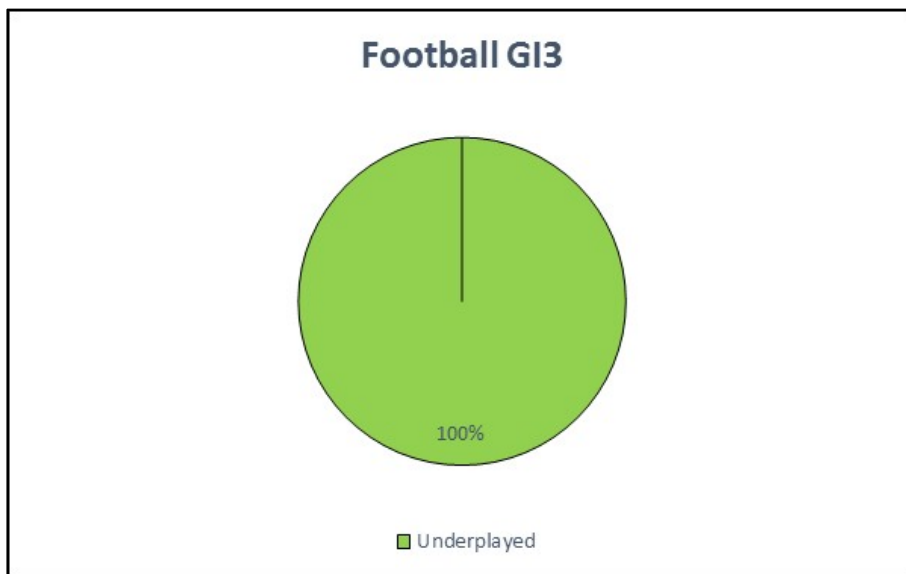
7.15 There are three (3) areas of football pitches within area GI3 and they break down as follows;

Site Name	Senior Pitches	Junior Pitches	Mini Pitches
Manor Beach Primary School	0	2	0
Northfold Community Primary School	0	2	0
Royles Brook Primary School	0	1	0

Table Showing Site Overviews for GI3:

*Site	Community use category	Security of community use	Sub Area (or outside the study area for displaced demand)	Pitch Type	No of Pitches	Current Carrying Capacity for Community Use	Current Community Use	Difference	*Comparison	Total Extent of any Spare Capacity for Community Use
Manor Beach Primary School	Not available for community use	0	GI3	Junior Football	2	2	0	2	Potentially able to accommodate some additional play	2 games per week
Northfold Community Primary School	Not available for community use	0	GI3	Junior Football	2	2	0	2	Potentially able to accommodate some additional play	2 games per week
Royles Brook Primary School	Not available for community use	0	GI3	Junior Football	1	1	0	1	Potentially able to accommodate some additional play	1 games per week

7.16 The three sites are all Primary Schools that are currently not available for community use, however, Manor Beach Primary School, Cleveleys which has two junior football pitch on its grounds, has said they are willing to look into making them available. There are no football teams playing in GI3 currently although links could be made with nearby clubs outside the GI Area. An assumption on the quality of the Primary School pitches has been made using information available on the Active Power Places website.





## Issues:

- Football pitches in area G13 are all of poor quality, based on assumptions made using the information on the Active Power Places website.
- The pitches are all underplayed but are not currently available for community use.
- Manor Beach Primary School has 2 no. junior football pitches, which are currently not in community use but the school is open to looking into community use.
- The recent changes in football with regard to the development of the game, i.e.: the introduction of 5v5 and 9v9, has meant that more mini soccer pitches are needed as well as 9v9 sized pitches / goals. This has led to a growth in the number of teams in these areas, leading to increased demand. Many of these new pitches are marked over 11v11 pitches, further increasing pressure on these facilities.

## Conclusions:

- Improve quality of pitches, following advice from sports turf specialists.
- Encourage links between Primary Schools and Clubs to provide new pitches that reduce pressure on other facilities and allow the clubs to grow their memberships.
- Examine areas of funding that could be tapped into by clubs and Council alike to improve facilities. Football Association / Football Foundation grants, Lottery Funding, Sport England etc.

## G14 - Poulton Le Fylde

7.17 There are ten (10) areas of football pitches within area G14 and they break down as follows:

Site Name	Senior Pitches	Junior Pitches	Mini Pitches
Baines School, Poulton-le-Fylde	0	2	0
Breck Primary School	0	2	0
Carleton Green Community Primary School	0	2	0
Carr Head Primary School	0	1	0
Civic Centre Playing Fields, Poulton-le-Fylde	0	2	2
Cottam Hall Playing Fields, Poulton-le-Fylde	4	0	1
Hodgson Academy, Poulton-le-Fylde	2	0	0
Poulton-le-Fylde St Chad's CofE Primary School	0	1	0
St Hilda's CofE Primary School	0	2	0
St John's Catholic Primary School	0	1	0

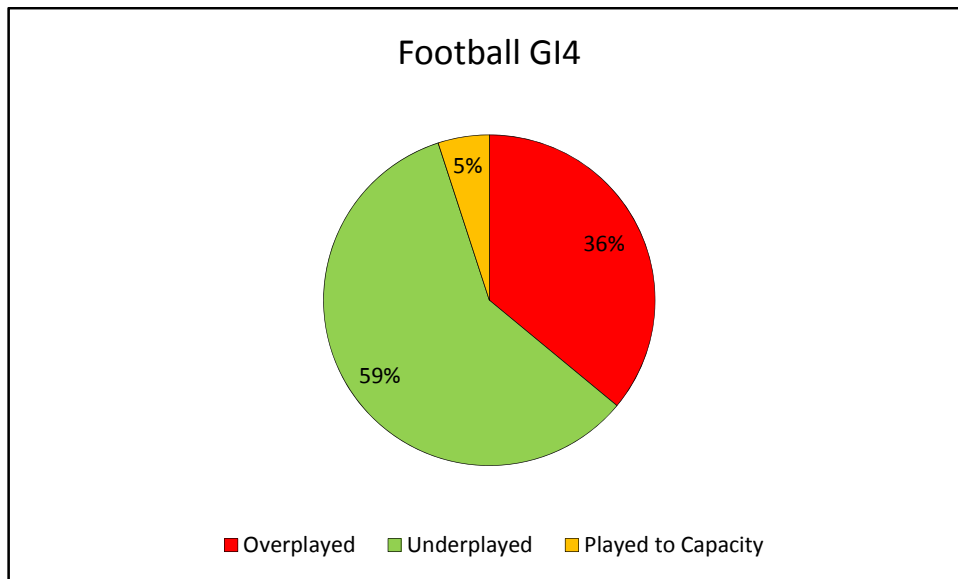
Table Showing Site Overviews for GI4:

*Site	Community use category	Security of community use	Sub Area (or outside the study area for displaced demand)	Pitch Type	No of Pitches	Current Carrying Capacity for Community Use	Current Community Use	Difference	*Comparison	Total Extent of any Spare Capacity for Community Use
Baines School	Available for community use but unused	Secured	GI4	Junior Football	2	4	0	4	Potentially able to accommodate some additional play	4 games per week
Breck Primary School	Not available for community use	0	GI4	Junior Football	2	2	0	2	Potentially able to accommodate some additional play	2 games per week
Carleton Green Community Primary School	Not available for community use	0	GI4	Junior Football	2	2	0	2	Potentially able to accommodate some additional play	2 games per week
Carr Head Primary School	Not available for community use	0	GI4	Junior Football	1	1	0	1	Potentially able to accommodate some additional play	1 games per week
Civic Centre Playing Fields	Available for community use and used	Unsecured	GI4	Junior Football	2	2	15	-13	Being overplayed	
Civic Centre Playing Fields	Available for community use and used	Unsecured	GI4	Mini Soccer	2	2	10	-8	Being overplayed	
Cottom Hall Playing Fields	Available for community use and used	Unsecured	GI4	Mini Soccer	1	2	1.5	0.5	Being played to the level the site can sustain	0.5 game per week
Cottom Hall Playing Fields	Available for community use and used	Unsecured	GI4	Senior Football	4	5	12.5	-7.5	Being overplayed	
Hodgson Academy	Available for community use but unused	N/A	GI4	Senior Football	2	2	0	2	Potentially able to accommodate some additional play	2 games per week
Poulton-le-Fylde St Chad's CoE Primary School	Not available for community use	0	GI4	Junior Football	1	1	0	1	Potentially able to accommodate some additional play	1 games per week
St Hilda's CoE Primary School	Not available for community use	0	GI4	Junior Football	2	2	0	2	Potentially able to accommodate some additional play	2 games per week
St John's Catholic Primary School	Not available for community use	0	GI4	Junior Football	1	1	0	1	Potentially able to accommodate some additional play	1 games per week

7.18 The main area of football pitches in area GI4 is at Cottam Hall Playing Fields. The survey indicated the quality of these pitches to be poor in the main, with only the main exhibition pitch reaching standard quality, and that the senior football pitches were overplayed. The mini soccer pitch has capacity for half an additional game per week, but as this is less than a full game, it has been classified as being played to its capacity. The ancillary facilities at this site were also poor, car parking is good but the changing facilities would benefit from renovation. The site receives maintenance of line marking and grass cutting. At the end of the season some grass seeding of worn patches is undertaken.

7.19 The pitches at the Civic Centre Playing Fields are used by Poulton Town Juniors FC and the survey indicated they were of poor quality. Poulton Town Juniors FC has a large number of teams using the site which means the pitches are all overplayed. The two junior football pitches have 9v9 pitches marked over them, increasing the impact on them further. The site receives maintenance of line marking and grass cutting from Wyre Council although the club have purchased a walk behind Sisis Auto Outfield Slitter to aid drainage and aeration, but they have not had the time to do more than an experimental half pitch, and do not have the facilities to add sand into the slits afterwards. They have also raised funds as a club to inspect the existing drainage and potentially add new secondary drainage to the site.

7.20 The pitches at Baines School and Hodgson Academy are rated as standard and poor respectively. Neither pitch has any community use on it which provides an opportunity for both schools to link to local football clubs and allow them to utilise their facilities and relieve pressure elsewhere. There are nine junior football pitches spread out over six primary schools in GI4, none of which are currently available for community use. There are good opportunities for local clubs to link with these schools to use their facilities for training and or games.



**Issues:**

- Football pitches in area GI4 are in the main of poor quality. The main pitch at Cottam Hall, however, is of standard quality. Where the pitches are Council owned and maintained, they get their grass cut and lines marked. The current maintenance regime contributes to them having a low carrying capacity which leads to overplay. Ancillary facilities are generally of poor quality.
- The pitches at Cottam Hall and the Civic Centre are all overplayed or played to their capacity.
- OS Site PLF43 (former St Joseph’s School) is a site of former playing fields which have reverted to natural and semi-natural Greenspace.
- Breck Primary School has 2 no. junior football pitches, St. Chad’s Primary School has 2 no. junior football pitches and St. John’s Primary School has 1no. junior football pitch, which are currently not in community use (The schools are open to looking into community use. In the case of St. John’s Primary School this would only be if they had a MUGA on site). Carr Head Primary School has 1 no. junior football pitch which is not in community use and the school has no plans to change this situation. St. Hilda’s Primary School also has a football pitch on its grounds but has not specified size or if it would be open for community use. All of these pitches were not subject to NTQVA as part of the preparation of the Strategy, but an assumption of their quality has been made using information available on the Active Power Places website.
- The recent changes in football with regard to the development of the game, i.e.: the introduction of 5v5 and 9v9, has meant that more mini soccer pitches are needed as well as 9v9 sized pitches / goals. This has led to a growth in the number of teams in these areas, leading to increased demand. Many of these new pitches are marked over 11v11 pitches, further increasing pressure on these facilities.

**Conclusions:**

- Improvements to changing facilities at Cottam Hall and the Civic Centre pitches following advice gained from structural / building surveys.
- Create a playing pitch hub at Cottam Hall with higher quality maintenance, following advice from sports turf specialists, and changing facilities, following structural / building surveys. Review layout of pitches to ascertain if new pitches can be added.
- Review actual and prospective costs to maintain pitches and compare against the £300.00 currently charged by Council. Scope to introduce graduated scale of fees. Bigger fee paid by clubs = Better maintenance of pitches.
- Where there is underuse of pitches, at Baines School and Hodgson Academy, encourage their use by local clubs to relieve pressure elsewhere.

- Utilise pitches at Breck Primary and St. Chad's Primary to help relieve pressure on mini and junior pitches in the Poulton le Fylde area. Approach other Primary Schools in G14 to assess their openness to provide community use.
- Examine areas of funding that could be tapped into by clubs and Council alike to improve facilities. Football Association / Football Foundation grants, Lottery Funding, Sport England etc.

## G15 - Rural Plain

7.21 There are fourteen (14) areas of football pitches within area G15 and they break down as follows;

Site Name	Senior Pitches	Junior Pitches	Mini Pitches
Bob Williamson Park, Hambleton	1	0	0
Carter's Charity (VC) Primary School	0	1	0
Copp CofE Primary School	0	1	0
Great Eccleston Recreation Ground	0	0	0
Hall Gate Park, Stalmine, Wyre Villa FC,	1	0	0
Hambleton Primary Academy	0	1	0
Inskip St Peter's CofE Voluntary Aided School	0	1	0
Park Lane, Preesall	1	0	0
Preesall Fleetwood's Charity CofE Primary School	0	1	0
Preesall Park, Preesall	1	0	2
St Aidan's CofE High School, Preesall	1	1	1
St Michael's on Wyre CofE Primary School	0	1	0
Stalmine Playing Field, Hall Gate Park, Stalmine	0	0	1
Stalmine Primary School	0	1	0

Table Showing Site Overviews for GI5:

*Site	Community use category	Security of community use	Sub Area (or outside the study area for displaced demand)	Pitch Type	No of Pitches	Current Carrying Capacity for Community Use	Current Community Use	Difference	*Comparison	Total Extent of any Spare Capacity for Community Use
Bob Williamson Park	Available for community use and used	Unsecured	GI5	Junior Football	1	1	0	1	Potentially able to accommodate some additional play	1 games per week
Carter's Charity (VC) Primary School	Not available for community use	0	GI5	Junior Football	1	1	0	1	Potentially able to accommodate some additional play	1 games per week
Copp CofE Primary School	Not available for community use	0	GI5	Junior Football	1	1	0	1	Potentially able to accommodate some additional play	1 games per week
Great Eccleston Recreation Ground	Available for community use but unused	Unsecured	GI5	Football Disused	0	0	0	0		
Hallgate Park	Not available for community use	N/A	GI5	Senior Football	1	2	2	0	Being played to the level the site can sustain	
Hambleton Primary Academy	Not available for community use	0	GI5	Junior Football	1	1	0	1	Potentially able to accommodate some additional play	1 games per week
Inskip St Peter's CoE Voluntary Aided School	Not available for community use	0	GI5	Junior Football	1	1	0	1	Potentially able to accommodate some additional play	1 games per week
Park Lane	Not available for community use	N/A	GI5	Junior Football	1	1	0	1	Potentially able to accommodate some additional play	1 game per week
Preesall Fleetwood's Charity CofE Primary School	Not available for community use	0	GI5	Junior Football	1	1	0	1	Potentially able to accommodate some additional play	1 games per week
Preesall Park	Available for community use and used	Unsecured	GI5	Mini Soccer	2	6	4.5	1.5	Potentially able to accommodate some additional play	1.5 games per week.
Preesall Park	Available for community use and used	Unsecured	GI5	Senior Football	1	2	7.5	-5	Being overplayed	
St Aidan's C of E Technology College	Available for community use but unused	N/A	GI5	Junior Football	1	2	0	2	Potentially able to accommodate some additional play	2 games per week
St Aidan's C of E Technology College	Available for community use but unused	N/A	GI5	Mini Soccer	1	4	0.5	3.5	Potentially able to accommodate some additional play	3.5 games per week
St Aidan's C of E Technology College	Available for community use but unused	N/A	GI5	Senior Football	1	2	0	2	Potentially able to accommodate some additional play	2 games per week
St Michael's on Wyre CoE Primary School	Not available for community use	0	GI5	Junior Football	1	1	0	1	Potentially able to accommodate some additional play	1 games per week
Stalmine Playing Field	Available for community use but unused	N/A	GI5	Mini Soccer (One Goal)	1	2	0	2	Potentially able to accommodate some additional play	2 games per week
Stalmine Primary School	Not available for community use	0	GI5	Junior Football	1	1	0	1	Potentially able to accommodate some additional play	1 games per week

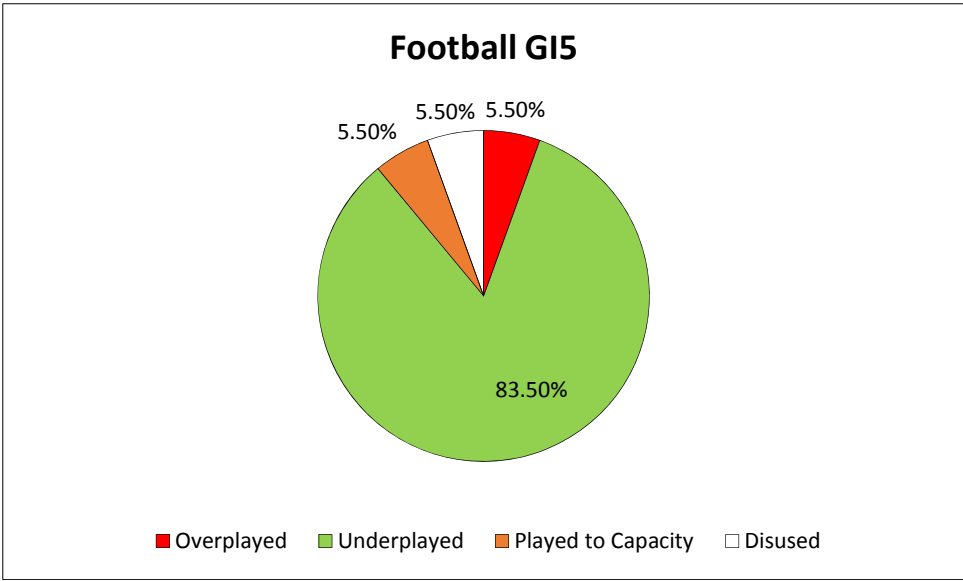
7.22 Wyre Villa FC's main senior pitch at Hall Gate Park is considered of standard quality and has good quality ancillary facilities. There is also a disused mini soccer pitch, on the adjacent Stalmine Playing Field, owned by Stalmine Parish Council which only has one set of goalposts and is considered poor quality. The information received in relation to the level of use for the senior pitch indicates that it is being played to the level the site can sustain. The mini soccer pitch could be reintroduced into use. The football club Wyre Athletic, who currently play just outside the study area at Common Edge Road Sports Ground, have stated they would prefer to play their games at Wyre Villa FC's Hall Gate Park ground. This would push the pitch from "played to capacity" into "overplayed".

7.23 The senior 11v11 pitch at Preesall Park is considered of standard quality as is one of the 7v7 mini soccer pitches. The remaining 7v7 mini soccer pitch is considered of poor quality. The mini soccer pitches are underplayed and have the potential to accommodate some additional play to the level of three games per week. The information received for the senior 11v11 pitch indicates that it is currently overplayed. The ancillary facilities are not of good quality and would benefit from renovation.

7.24 The pitches at St Aidan's CofE High School are all considered to be of standard quality and are all on the grounds of the High School. There is some community use of the mini soccer pitch and the information indicates that this pitch is underused and could accommodate additional play to the level of seven games per week. The senior and junior football pitches are not used by the community and there is scope to offer these to local teams for use.

7.25 The pitches at Bob Williamson Park and Park Lane have no ancillary facilities. The pitch at Bob Williamson Park is currently not used although it has been in the past and we understand an Under 10 team is interested in using the facility, but have not as yet as the pitch has been waterlogged and is currently not marked out. The pitch at Park Lane is currently not used by any team and therefore has some spare capacity for up to 2 games per week. We recommend these pitches should be retained and brought back into use where possible. The drainage should be improved following assessment by a sports turf specialist at Bob Williamson Park. The pitch at Great Eccleston Recreation Ground no longer exists and is currently an area of open space.

7.26 The seven Primary Schools in G15 have a total of seven junior pitches on them which are currently not available for community use. Carter’s Charity (VC) Primary School is open to community use which would potentially bring one additional junior pitch and an AGP into use and it would be worth speaking to the other schools to ascertain their interest in opening their facilities to community use. This would allow clubs in G15 to expand their junior sections.



**Issues:**

- Football pitches in area G15 are in the main of standard quality, with the exception of two mini soccer pitches, one at Stalmine Playing Field (which currently only has one goal) and one at Preesall Park, which are rated as poor. Where the pitches are Parish Council owned and maintained, they get their grass cut and lines marked. The current maintenance regime contributes to them having a low carrying capacity which leads to overplay. Ancillary facilities are of poor quality at Preesall Park but of good quality at Hall Gate Park. Most pitches are underplayed.
- The pitch at Hall Gate Park is currently played to the level it can sustain, although the displaced club Wyre Athletic have a desire to move their games to this pitch.
- Carter’s Charity V.C. Primary School has 1no. junior pitch and an AGP, which is currently not in community use (the school is open to looking into community use), it was not subject to NTQVA as part of the preparation of the Strategy, but an assumption of its quality has been made using information available on the Active Power Places website.
- The recent changes in football with regard to the development of the game, i.e.: the introduction of 5v5 and 9v9, has meant that more mini soccer pitches are needed as well as 9v9 sized pitches / goals. This has led to a growth in the number of teams in these areas, leading to increased demand. Many of these new pitches are marked over 11v11 pitches, further increasing pressure on these facilities.

## Conclusions:

- Improvements to changing facilities and maintenance at Preesall Park, following survey advice from qualified consultants, as part of hub development.
- Review actual and prospective costs to maintain pitches and compare against the £300.00 currently charged by Council. Scope to introduce graduated scale of fees. Bigger fee paid by clubs = Better maintenance of pitches.
- Reintroduce the mini soccer pitch at Stalmine Playing Field.
- Utilise pitches at Carter's Charity V.C. and other Primary Schools to help clubs expand their junior membership in the Rural Plain area.
- Adjust pitch layout to maximise the potential of the site at Preesall Park.
- Improve drainage at Bob Williamson Park so pitch can be brought back into use by the Under 10 team who wish to use it.
- Examine areas of funding that could be tapped into by clubs and Council alike to improve facilities. Football Association / Football Foundation grants, Lottery Funding, Sport England etc.

## GI6 - Mosslands

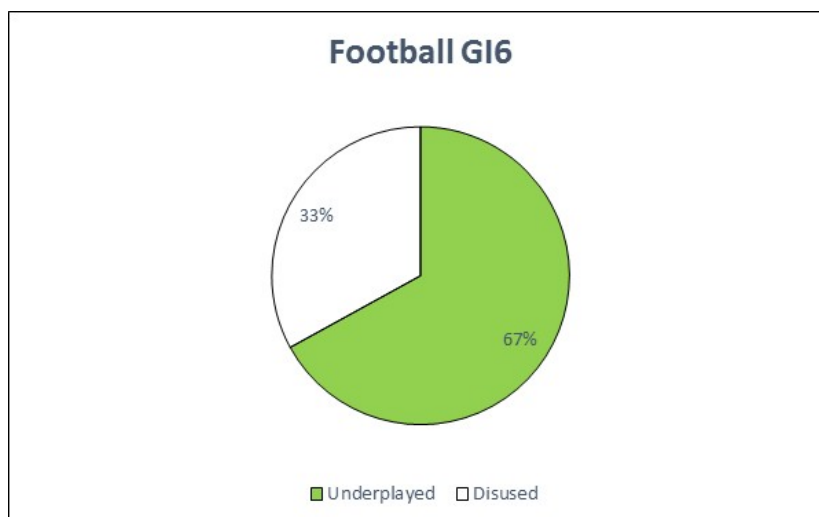
7.27 There are two (2) areas of football pitches within area GI6. At the time of the last audit there were two further sites which are no longer in use. All sites are listed below;

Site Name	Senior Pitches	Junior Pitches	Mini Pitches
Pilling St John's CofE Primary School	0	1	0
St William's Catholic Primary School	0	1	0
Taylor's Lane Football Pitch, Stake Pool	0	0	0
School Lane Football Pitch, Pilling	0	0	0

Table Showing Site Overviews for GI6:

*Site	Community use category	Security of community use	Sub Area (or outside the study area for displaced demand)	Pitch Type	No of Pitches	Current Carrying Capacity for Community Use	Current Community Use	Difference	*Comparison	Total Extent of any Spare Capacity for Community Use
Pilling St John's CofE Primary School	Not available for community use	0	GI6	Junior Football	1	1	0	1	Potentially able to accommodate some additional play	1 games per week
St William's Catholic Primary School	Not available for community use	0	GI6	Junior Football	1	1	0	1	Potentially able to accommodate some additional play	1 games per week
Taylor's Lane Football Pitch	Not available as disused	N/A	GI6	Football One Goal	0	0	0	0		

7.28 The pitch at Taylor's Lane only has one set of goals. This should be retained as a kick about area keeping the single goal. The pitch at School Lane has been removed and a car park for the nearby Church and graveyard built in its place. However, St. John's Primary School, Pilling has one junior football pitch on its grounds which is currently not in community use, but the school are willing to look into making it available. St William's Catholic Primary School should be approached to ascertain their willingness to allow community use on their junior pitch. There are currently no football teams within GI6 so it may be that the Primary Schools link with teams from outside the GI Area.



**Issues:**

- All pitches in GI6 are underplayed. All pitches are rated as being of poor quality.
- Pilling St John’s CofE Primary School has 1no. junior pitch, which is currently not in community use (the school is open to looking into community use), but it was not subject to NTQVA as part of the preparation of the Strategy, but an assumption of its quality has been made using information available on the Active Power Places website.
- The recent changes in football with regard to the development of the game, i.e.: the introduction of 5v5 and 9v9, has meant that more mini soccer pitches are needed as well as 9v9 sized pitches / goals. This has led to a growth in the number of teams in these areas, leading to increased demand. Many of these new pitches are marked over 11v11 pitches, further increasing pressure on these facilities.

**Conclusions:**

- Improve quality of pitches, following advice from sports turf specialists.
- Encourage links between Primary Schools and Clubs to provide new pitches that reduce pressure on other facilities and allow the clubs to grow their memberships.
- Examine areas of funding that could be tapped into by clubs and Council alike to improve facilities. Football Association / Football Foundation grants, Lottery Funding, Sport England etc.

**GI7 - Central Corridor**

7.29 There are eight (8) areas of football pitches within area GI7 and they break down as follows;

Site Name	Senior Pitches	Junior Pitches	Mini Pitches
Garstang FC, Garstang	1	0	0
Garstang St Thomas CofE Primary School	0	2	0
Kepple Lane Playing Field	0	0	0
Kirkland & Catterall St Helen’s CofE Primary School	0	1	0
Kirkland Village Hall Recreation Ground, Catterall	0	1	0
Moss Lane Playing Field, Garstang	0	1	0
Nateby Primary School	0	1	0
OEII Playing Field, Catterall Village Hall, Catterall	1	0	0



Table Showing Site Overviews for GI7:

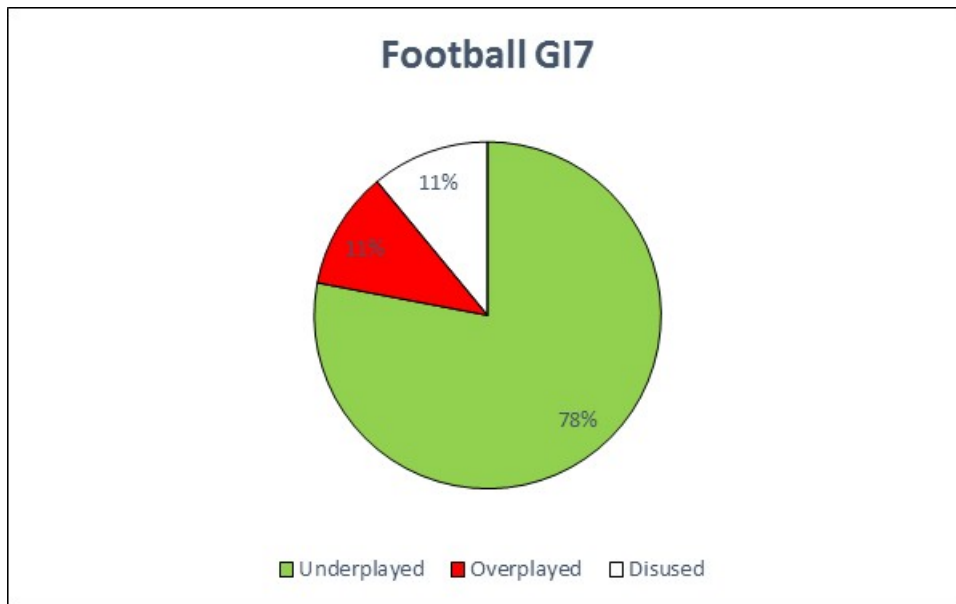
*Site	Community use category	Security of community use	Sub Area (or outside the study area for displaced demand)	Pitch Type	No of Pitches	Current Carrying Capacity for Community Use	Current Community Use	Difference	*Comparison	Total Extent of any Spare Capacity for Community Use
Garstang Football Club	Not available for community use	N/A	GI7	Senior Football	1	3	2	1	Potentially able to accommodate some additional play	1 games per week
Garstang St Thomas CofE Primary School	Not available for community use	0	GI7	Junior Football	2	2	0	2	Potentially able to accommodate some additional play	2 games per week
Kepple Lane Playing Fields	Available for community use and used	Unsecured	GI7	Football One Goal	0	0	0	0		
Kirkland & Catterall St Helen's CofE Primary School	Not available for community use	0	GI7	Junior Football	1	1	0	1	Potentially able to accommodate some additional play	1 games per week
Kirkland Village Hall Recreation Ground	Available for community use but unused	Unsecured	GI7	Junior Football	1	1	0	1	Potentially able to accommodate some additional play	1 games per week.
Moss Lane Playing Fields	Available for community use but unused	Unsecured	GI7	Junior Football	1	1	0	1	Potentially able to accommodate some additional play	1 games per week
Nateby Primary School	Not available for community use	0	GI7	Junior Football	1	1	0	1	Potentially able to accommodate some additional play	1 games per week
QEII Playing Fields, Catterall Village Hall	Available for community use and used	Secured	GI7	Senior Football	1	1	3.5	-2.5	Being overplayed	

7.30 The QEII Playing Field at Catterall has one senior 11v11 pitch and is considered of poor quality despite the recent installation of a piped drainage system. The site is adjacent to the Village Hall but does not have any changing rooms, though if requested teams can change in the Village Hall. There is some informal use of this site as it is near to a housing estate and play area. The site is currently overplayed.

7.31 Garstang FC's pitch is considered of standard quality and has good ancillary facilities which include two home and away changing rooms, a medical room, officials changing as well as toilets and a clubhouse. There is, however, an issue with the drainage on site and there is a slope to one corner of the pitch. The club have plans to improve the drainage and level the pitch where required next season, and have secured funding for the work through their own commercial activities. Lancashire FA advise Garstang FC to contact them to discuss these proposals as new drainage may not be required. The information obtained shows that the pitch is currently underplayed.

7.32 The pitch at Kirkland Village Hall Recreation Ground has good ancillary facilities (Parking, Village Hall for changing) but is only used as an informal kick about area for local children. This is mainly due to it not being of correct size. This pitch should be retained and maintained at its current level. The pitch at Moss Lane Playing Field is owned by Garstang Town Council and a sign indicates it is for the use of over 14's only. It is not marked out with lines and at the time of survey was suffering from ponding in a number of areas and appeared to be an informal kick about area rather than a formal playing pitch. Kepple Lane is now a kick about area within a park. There is one goal which should be retained and the pitch maintained as it is currently.

7.33 The three Primary Schools in GI7, Garstang St Thomas, Kirkland and Catterall St Helen's and Nateby have four junior pitches which are currently not available for community use. It is known that Nateby have expressed an interest in opening their pitch up to the community but as yet the other two have not expressed either way. There is not high demand for additional pitches and teams in GI Area 7 and Nateby Primary School is fairly remote, but there may be potential for the creation of a new local team.



**Issues:**

- The pitch at Garstang FC is of standard quality but has issues with drainage.
- The pitch at QEII Playing Field is of poor quality.
- The pitch at Garstang FC is underplayed.
- The pitch at QEII Playing Field is overplayed.
- The ancillary facilities at Garstang FC are of good quality.
- Nateby Primary School has 1no. junior football pitch, which is currently not in community use (the school is open to looking into community use), but it was not subject to NTOVA as part of the preparation of the Strategy, but an assumption on its quality has been made using information available on the Active Power Places website. Two further Primary Schools have pitches which are currently not available for community use.

**Conclusions:**

- Garstang FC are to carry out extra drainage and pitch levelling works next season and have secured funding to do this. Lancashire FA advise contacting themselves to discuss this as new drainage may not be needed.
- Improve maintenance of the pitch at QEII Playing Field, following advice from sports turf specialists, to increase its capacity for use.
- Review actual and prospective costs to maintain pitches and compare against the £300.00 currently charged by Council. Scope to introduce graduated scale of fees. Bigger fee paid by clubs = Better maintenance of pitches.
- Approach Primary Schools to ascertain whether they would consider opening up their facilities for community use.
- Examine areas of funding that could be tapped into by clubs and Council alike to improve facilities. Football Association / Football Foundation grants, Lottery Funding, Sport England etc.

## GI8 - Rural East and Uplands

7.34 There are eleven (11) areas of football pitches within area GI8 and they break down as follows;

Site Name	Senior Pitches	Junior Pitches	Mini Pitches
Bilsborrow John CofE School	0	1	0
Bleasdale CofE Primary School	1	0	0
Calder Vale St John CofE Primary School	0	1	0
Forton Primary School	0	1	0
Garstang Community Academy, Bowgreave	0	2	0
Myerscough Sports College, Bilsborrow	6	1	1
School Lane Playing Field, Forton	0	0	1
SS Mary & Michael Catholic Primary School	0	1	0
Sycamore Road Playing Field, Bilsborrow	1	0	0
Turnpike, Bowgreave	1	0	0
Woodacre Hall, Scorton	1	0	0

Table Showing Site Overviews for GI8:

*Site	Community use category	Security of community use	Sub Area (or outside the study area for displaced demand)	Pitch Type	No of Pitches	Current Carrying Capacity for Community Use	Current Community Use	Difference	*Comparison	Total Extent of any Spare Capacity for Community Use
Bilsborrow John Cross CofE School	Not available for community use	0	GI8	Junior Football	1	1	0	1	Potentially able to accommodate some additional play	1 games per week
Bleasdale CoE Primary School	Not available for community use	0	GI8	Senior Football	1	1	0	1	Potentially able to accommodate some additional play	1 games per week
Calder Vale St John CofE Primary School	Not available for community use	0	GI8	Junior Football	1	1	0	1	Potentially able to accommodate some additional play	1 games per week
Forton Primary School	Not available for community use	0	GI8	Junior Football	1	1	0	1	Potentially able to accommodate some additional play	1 games per week
Garstang Community Academy	Available for community use but unused	N/A	GI8	Junior Football	2	4	0	4	Potentially able to accommodate some additional play	4 games per week
Myerscough Sports College	Available for community use and used	Secured	GI8	Junior Football	1	4	1.5	2.5	Potentially able to accommodate some additional play	2.5 games per week.
Myerscough Sports College	Available for community use and used	Secured	GI8	Mini Soccer	1	4	1	3	Potentially able to accommodate some additional play	3 games per week.
Myerscough Sports College	Available for community use and used	Secured	GI8	Senior Football	6	18	23	-5	Being overplayed	
SS Mary and Michael Catholic Primary School	Not available for community use	0	GI8	Junior Football	1	1	0	1	Potentially able to accommodate some additional play	1 games per week
Sycamore Road Playing Field, Bilsborrow	Available for community use and used	Unsecured	GI8	Senior Football	1	1	1	0	Being played to the level the site can sustain	
Turnpike	Available for community use and used	Unsecured	GI8	Senior Football	1	1	0.5	0.5	Being played to the level the site can sustain	0.5 game per week.
Woodacre Hall	Not available for community use	N/A	GI8	Senior Football	1	2	1	1	Potentially able to accommodate some additional play	1 game per week

7.35 Sycamore Road Playing Field in Bilsborrow, is sandwiched between some housing and a railway line. The survey indicated that it was of poor quality and being played to its current capacity. There are no ancillary facilities.

7.36 School Lane Playing Field is in Forton adjacent to the Bowling Club. It is used as a kick about area so has not been included in the overview table.

7.37 The pitch at Turnpike has no ancillary facilities or parking. The information received indicates that Garstang FC Veterans are the only team who use the site and that it could currently accommodate

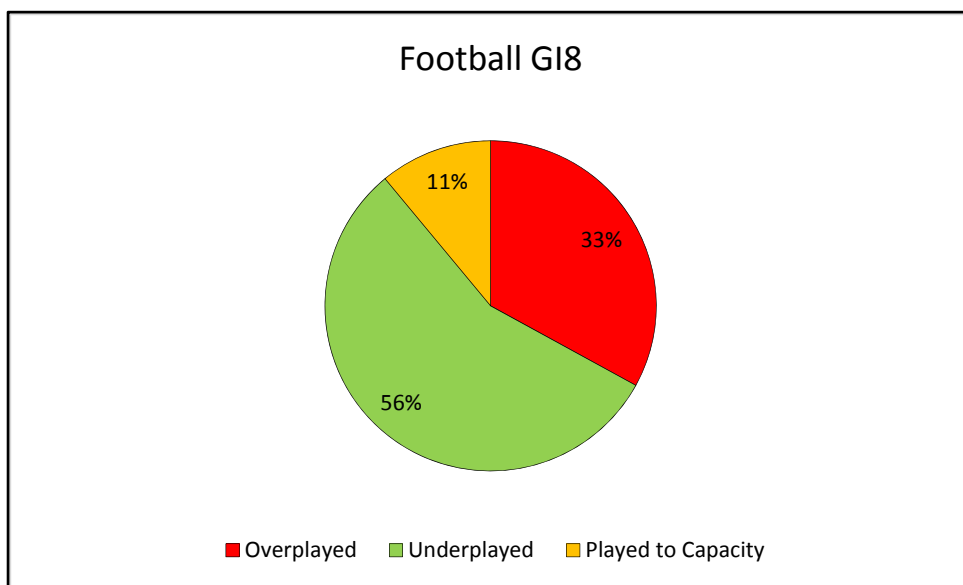
half a game per week. As this is less than a full game it has been classified as being played to its capacity. The pitch should be retained and maintained at its current level.

7.38 There are two 11v11 junior pitches at Garstang Community Academy and they are both considered of standard quality. The school use the pitches extensively during the week and for extra-curricular activities, but they are unable to use them during the winter due to "drainage problems". When the pitches are fit to play on, the demand is higher than they have capacity for so people have to be turned away. The school is keen to establish links to local sports clubs so they could offer up its football pitches for community use, but feel they could only do this with the installation of an AGP.

7.39 Myerscough Sports College is the main sports hub within area G18 and benefits from a high level of management and maintenance of its pitches through the educational course it offers, which include Sports turf and Science Management Degrees. All pitches at Myerscough are considered of good quality. The information received regarding the current level of use of the pitches indicates that the senior football pitches are overplayed; however, the information received for the junior and mini soccer pitches indicates that both are underplayed and have potential to accommodate further games to the level of 5 and 6 games per week respectively.

7.40 Woodacre Hall pitch is an 11 v 11 senior pitch located near to Scorton in private ownership. The pitch is rated as standard but the ancillary facilities are poor. The changing facilities would benefit from improvement and parking is minimal. The pitch is used by two teams and is currently underplayed, with the potential to accommodate two further games each week.

7.41 There are five Primary Schools within G18 all of which have football pitches that are currently not available for community use. These comprise four junior and one senior pitch, none of which have had a NTQVA carried out on them but an assumption that they were of poor quality has been made using information obtained from the Active Power Places Website.



**Issues:**

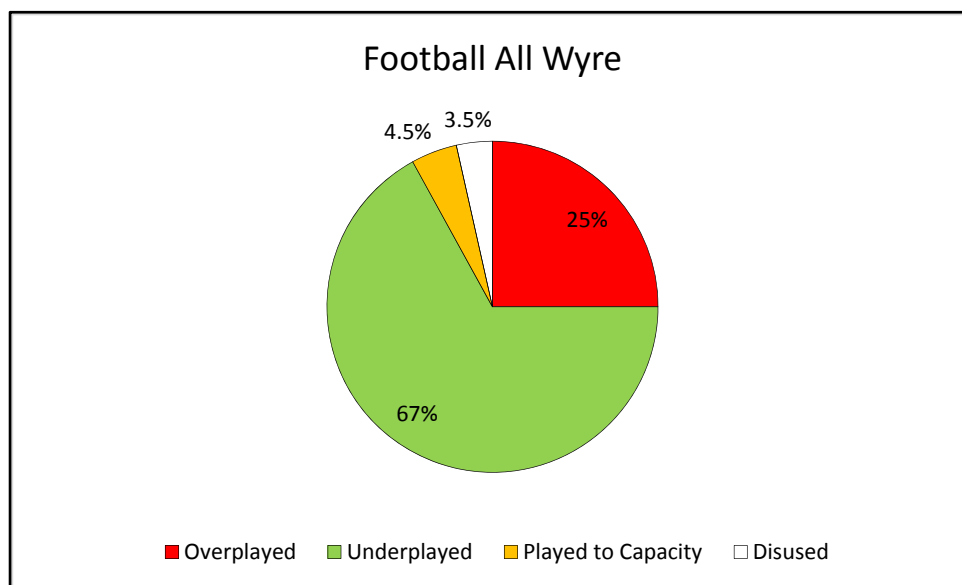
- Sycamore Road Playing Field is of poor quality.
- The pitches at Garstang Community Academy are of standard quality and have no community use.
- The senior pitches at Myerscough Sports College are of good quality but overplayed.
- The Primary Schools within G18 have 1 no. senior and 4 no. junior pitches between them that are not currently available for community use.

**Conclusions:**

- Maintain Sycamore Road Playing Field at current level as a minimum. Longer term look to improve end of season maintenance.
- Review actual and prospective costs to maintain pitches and compare against the £300.00 currently charged by Council. Scope to introduce graduated scale of fees. Bigger fee paid by clubs = Better maintenance of pitches.
- Retain School Lane Playing Field as a kick about area. Potential to accommodate local team should the demand arise.
- Maintain Myerscough Sports College at current level and create a main playing pitch hub for the rural area.
- Encourage further use of the junior and mini soccer pitches at Myerscough College.
- Encourage links between local clubs and Primary Schools with a view to opening their facilities for community use.
- Encourage the college to run courses on pitch management for local clubs.
- Examine areas of funding that could be tapped into by clubs and Council alike to improve facilities. Football Association / Football Foundation grants, Lottery Funding, Sport England etc.

**Current and Future Provision**

**Current Provision for Football in Wyre:**



7.42 The current provision for football in Wyre shows a split of sixty seven percent of pitches underplayed and one quarter of pitches overplayed. The remaining eight percent is made up of those either played to capacity or disused. All of the GI areas are underplayed, and this is in the main due to there being a number of primary schools who have pitches that are not in the use of the community. In GI areas 1 and 4, while there is an overall leaning to pitches being underplayed, the pitches in those areas that are overplayed (King George V Playing Fields, Civic Centre Playing Fields and Cottam Hall), are significantly so. There are a number of schools within Wyre with football pitches that have no current community use but are open to their use by local teams.

### What do the Team Generation Rates (TGR) suggest will be the Future Provision for Football?

Sport and Age Groups	Number of teams in age group within the area	Current population in age group within the area	Future population in age group within the area	Current TGR	Population Change in Age Group	Potential Change in Team Numbers in Age Group
Football Adult Men (16-45yrs)	38	17,367	16,768	457.026	-599	-1.310646629
Football Adult Women (16-45yrs)	3	17,477	16,076	5825.67	-1401	-0.240487498
Football Youth Boys (10-15yrs)	41	3,632	3,713	88.5854	81	0.914372247
Football Youth Girls (10-15yrs)	9	3,440	3,372	382.222	-68	-0.177906977
Football Mini Soccer Mixed (6-9yrs)	37	6,475	6,559	175	84	0.48

7.43 The Team Generation Rates (TGR) and projected population change in Wyre suggests that there will not be a significant change, overall, in demand for teams, with only Youth Boys and Mini Soccer showing a minor projected increase in team numbers from around half a team up to around one team. The overall figures suggest that there will be a decrease of around one and a half teams in the Adult Men age group.

### GI Area 1: Fleetwood

Sport and Age Groups	Number of teams in age group within the area	Current population in age group within the area	Future population in age group within the area	Current TGR	Population Change in Age Group	Potential Change in Team Numbers in Age Group
Football Adult Men (16-45yrs)	5	4,633	4,495	926.6	-138	-0.148964744
Football Adult Women (16-45yrs)	0.01	4,684	4,329	468400	-355	-0.00075851
Football Youth Boys (10-15yrs)	13	940	960	72.3077	20	0.280959163
Football Youth Girls (10-15yrs)	1	873	855	873	-18	-0.020155613
Football Mini Soccer Mixed (6-9yrs)	15	1,120	1,251	74.6667	131	1.761131955

7.44 The TGRs for GI Area 1 suggest minimal change in all age groups apart from Mini Soccer which shows a projected increase of one and three quarter teams for the Fleetwood area. All Mini Soccer pitches within GI Area 1 are currently overplayed so in order to accommodate this projected increase there will need to be improvements to the current provision, either in terms of quality and or number of pitches.

### GI Area 2: Thornton

Sport and Age Groups	Number of teams in age group within the area	Current population in age group within the area	Future population in age group within the area	Current TGR	Population Change in Age Group	Potential Change in Team Numbers in Age Group
Football Adult Men (16-45yrs)	6	2,747	2,677	457.833	-70	-0.152739975
Football Adult Women (16-45yrs)	0.01	2,912	2,725	291200	-187	-0.000640757
Football Youth Boys (10-15yrs)	8	602	615	75.25	13	0.176482134
Football Youth Girls (10-15yrs)	0.01	575	564	57500	-11	-0.000187354
Football Mini Soccer Mixed (6-9yrs)	6	696	775	116	79	0.677478587

7.45 The TGRs for GI Area 2 again suggest minimal change in all age groups bar Mini Soccer which shows a projected increase of just over half a team.

### GI Area 3: Cleveleys

7.46 There are no football teams currently within GI Area 3 and the projected population change is very small which leads to a negligible increase or decrease in demand.

## GI Area 4: Poulton le Fylde

Sport and Age Groups	Number of teams in age group within the area	Current population in age group within the area	Future population in age group within the area	Current TGR	Population Change in Age Group	Potential Change in Team Numbers in Age Group
Football Adult Men (16-45yrs)	3	2,839	2,748	946.333	-91	-0.096283418
Football Adult Women (16-45yrs)	0.01	2,870	2,629	287000	-241	-0.000840736
Football Youth Boys (10-15yrs)	10	582	596	58.2	14	0.248887802
Football Youth Girls (10-15yrs)	5	545	535	109	-10	-0.09294722
Football Mini Soccer Mixed (6-9yrs)	8	683	763	85.375	80	0.932722718

7.47 The TGRs for GI Area 4 suggest minimal change in all age groups with the exception of Mini Soccer which shows a projected increase of just under one team. Of the three Mini Soccer pitches in GI4, two of them are overplayed and one is marginally underplayed. In order to accommodate this projected increase there will need to be further pitch provision as well as improvements to the quality of the existing pitches.

## GI Area 5: Rural Plain

Sport and Age Groups	Number of teams in age group within the area	Current population in age group within the area	Future population in age group within the area	Current TGR	Population Change in Age Group	Potential Change in Team Numbers in Age Group
Football Adult Men (16-45yrs)	3	1,940	1,864	646.667	-76	-0.11733089
Football Adult Women (16-45yrs)	1	1,959	1,781	1959	-178	-0.090771376
Football Youth Boys (10-15yrs)	4	457	466	114.25	9	0.077118241
Football Youth Girls (10-15yrs)	0.01	395	385	39500	-10	-0.000246496
Football Mini Soccer Mixed (6-9yrs)	4	435	486	108.75	51	0.465991961

7.48 The TGRs for GI Area 5 again suggest minimal change in all age groups bar Mini Soccer which shows a projected increase of just under half a team.

## GI Area 6: Mosslands

7.49 There are no football teams currently within GI Area 6 and the projected population change is very small which leads to a negligible increase or decrease in demand.

## GI Area 7: Central Corridor

Sport and Age Groups	Number of teams in age group within the area	Current population in age group within the area	Future population in age group within the area	Current TGR	Population Change in Age Group	Potential Change in Team Numbers in Age Group
Football Adult Men (16-45yrs)	5	1,357	1,328	271.4	-29	-0.108639845
Football Adult Women (16-45yrs)	0.01	1,333	1,225	133300	-108	-0.000808293
Football Youth Boys (10-15yrs)	0.01	235	240	23500	5	0.000199829
Football Youth Girls (10-15yrs)	0.01	248	242	24800	-6	-0.000254145
Football Mini Soccer Mixed (6-9yrs)	0.01	300	338	30000	38	0.00125916

7.50 The TGRs for GI Area 7 suggest that due to the low number of football teams active in the area (only 5no. Adult teams) there would be a negligible projected fall in the number of teams.

## GI Area 8: Rural East and Uplands

Sport and Age Groups	Number of teams in age group within the area	Current population in age group within the area	Future population in age group within the area	Current TGR	Population Change in Age Group	Potential Change in Team Numbers in Age Group
Football Adult Men (16-45yrs)	11	1,123	1,051	102.091	-72	-0.706953709
Football Adult Women (16-45yrs)	0.01	984	883	98400	-101	-0.001021644
Football Youth Boys (10-15yrs)	6	204	209	34	5	0.148941176
Football Youth Girls (10-15yrs)	3	253	249	84.3333	-4	-0.04446835
Football Mini Soccer Mixed (6-9yrs)	2	255	286	127.5	31	0.246573985

7.51 The TGRs for GI Area 8 suggest a minimal projected change for all age groups with the exception of Adult Men, which shows a projected decrease of around three quarters of a team.

## **What do the Football Clubs suggest will be the Future Provision for Football?**

7.52 While the projected population changes and TGR's suggest a low demand for further teams, the football clubs themselves indicate a very different future provision. The list below sets out the clubs surveyed as part of the study who have indicated their wish to expand the number of teams they operate;

### **Blackpool FC Girls and Ladies (Cottam Hall Playing Fields)**

- 1 x Mini Soccer team
- 1 x Youth Girls team

### **Blackpool and Fylde College Sports Centre (Bispham Gala Playing Fields, Blackpool and on the College AGP) Outside the Study Area**

- 1 x Adult Womens team
- Holiday Mini Soccer Camps

### **Fleetwood Gym FC (King George V (Broadwater) Playing Fields)**

- 4 x Mini Soccer team
- 1 x Youth Boys team

### **Fleetwood Town Juniors (King George V (Broadwater) Playing Fields)**

- 1 x Adult Mens team

### **Myerscough Junior Football Development Club (Club is actively looking at using local schools, but no pitches agreed yet)**

- 1 x Youth Boys team
- 1 x Youth Girls team

### **Poulton Town Juniors FC (Civic Centre Pitches, Poulton-le-Fylde)**

- 1 x Mini Soccer team
- 1 x Youth Girls team
- 2 x Youth Boys teams

### **Thornton Cleveleys FC (Thornton Cleveleys FC pitches)**

- 2 x Mini Soccer team
  - 2 x Youth Boys teams
- (This is an aim per season)

### **Wyre Juniors FC (Preesall Park. Looking at using pitch at Bob Williamson Park, Hambleton)**

- 2/3 x Youth Boys teams

7.53 This gives a significantly different picture to the figures being projected in the PPS spreadsheet, suggesting a need for the following teams;

- 1 x Adult Mens team
- 1 x Adult Womens team
- 9 x Youth Boys teams
- 3 x Youth Girls teams and
- 8 x Mini Soccer teams



7.54 Given the current balance in Wyre for pitches underplayed and overplayed this represents a potentially large impact on the football pitch provision in Wyre, in particular those teams who use pitches that are already significantly overplayed. It would suggest that the existing provision will need to be improved to increase its current carrying capacity and that new provision is potentially required to meet the future demand. This need will only be further compounded as the Lancashire FA looks to continue the growth in junior football and improve the retention of players as they progress through the age groups.

7.55 The schools within Wyre that have pitches but no current community use should be encouraged to link with local clubs as a means of easing the strain on other pitches and also generating income for their facilities. Even if games are not played on the school playing pitches, opening them up as areas for training can make a difference for those clubs who train on the pitches they play their games on. By linking with local clubs, schools will have improved access to funding streams to improve facilities and obtain equipment. For example, schools can currently apply for funding for new goals, but this is partly dependant on them having community use. This approach will be applied to any future funding applications to the Lancashire FA.

## SECTION 8: CRICKET



Picture: Shireshead and Forton CC

### G11 - Fleetwood

8.1 There are nine (9) cricket pitches within area G11 and they break down as follows;

Site Name	Grass Squares	Non Grass Wickets
Blackpool and Fylde Nautical College, Fleetwood	1	0
Cardinal Allen School	0	1
Fleetwood Cricket Club, Fleetwood	1	1
Fleetwood High School	0	1
Rossall School	4	0

Note: Rossall School has 4no. Cricket pitches on site, but it is a private school with no formal arrangement for community use and no plans to have one. Both Rossall School and Cardinal Allen High School declined the invitation to carry out an NTVQA on their pitches therefore assumptions have been made on the quality of their pitches, using information on the Active Power Places website, for the purposes of this study.

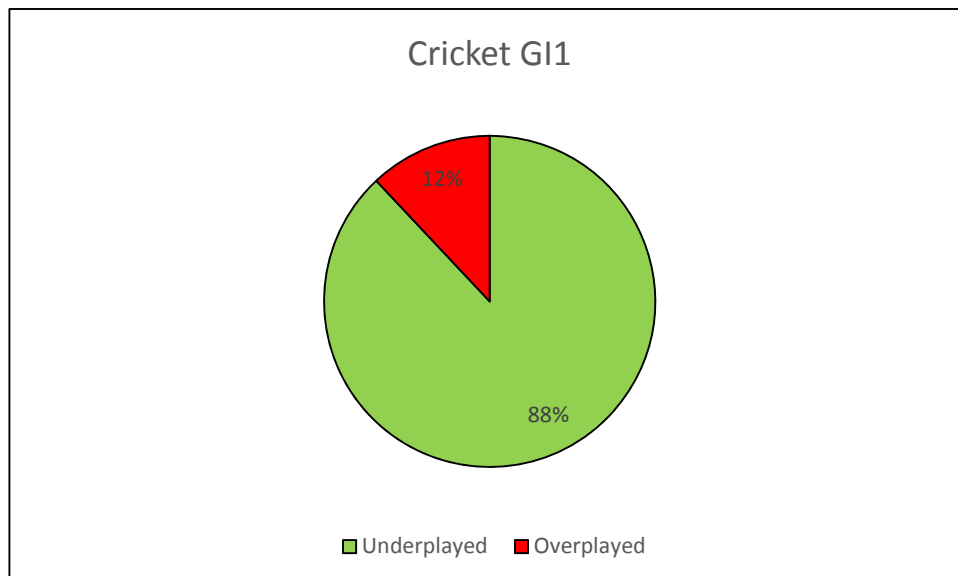
Table Showing Site Overviews for GI1:

Site Overviews (One row per pitch type at a site, please note the exceptions to this e.g. Cricket pitches and AGPs in the instructions)										
*Site	Community use category	Security of community use	Sub Area (or outside the study area for displaced demand)	Pitch Type	No of Pitches	Current Carrying Capacity for Community Use	Current Community Use	Difference	*Comparison	Total Extent of any Spare Capacity for Community Use
Blackpool and the Fylde Nautical College	Available for community use and used	N/A	GI1	Cricket	1	20	28	-8	Being overplayed	
Cardinal Allen High School	Not available for community use	Secured	GI1	Cricket	1	15	0	15	Potentially able to accommodate some additional play	15 games per season
Fleetwood Cricket Club	Not available for community use	N/A	GI1	Cricket - Grass Wicket	1	32	31	1	Potentially able to accommodate some additional play	1 game per season
Fleetwood Cricket Club	Not available for community use	N/A	GI1	Cricket - Non Turf Wicket	1	50	45	5	Potentially able to accommodate some additional play	5 games per season
Rossall School	Not available for community use	0	GI1	Cricket	4	60	0	60	Potentially able to accommodate some additional play	60 games per season

8.2 Both the grass square and non-grass wicket at Fleetwood Cricket Club are rated of standard quality by the NTVQA carried out by the consultants. The data obtained regarding the current level of use on the pitch indicates that both the grass and non-grass wickets are underplayed. There is an issue with the drainage but this is being resolved through the "Protecting Playing Fields" scheme.

8.3 The grass square at the Nautical College is rated as standard quality by the NTVQA carried out by the consultants. It is used by Fleetwood CC and the information received suggests it is overplayed and suffers from a waterlogging problem.

8.4 The cricket pitches at Cardinal Allen High School, Fleetwood High School and Rossall School are all currently not for community use, but potentially have spare capacity should circumstances change in the future.



## Issues:

- Waterlogging at Blackpool and Fylde Nautical College.

## Conclusions:

- Maintain Fleetwood CC pitches at current level.
- Carry out POA on Nautical College site to provide guidance on improving pitch drainage.

## GI2 - Thornton

8.5 There are two (2) cricket pitches within area GI2 and they break down as follows;

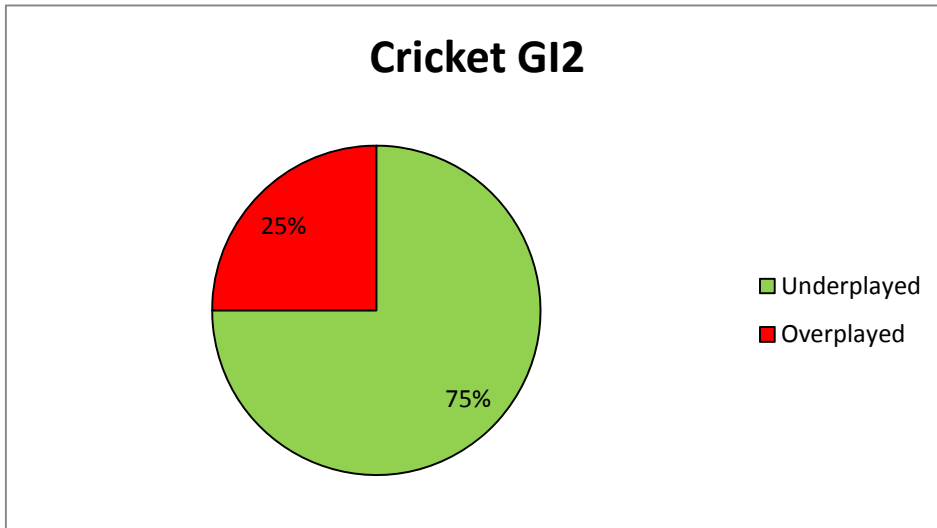
Site Name	Grass Squares	Non Grass Wickets
HASSRA Sports Field, Thornton	1	0
Thornton Cleveleys Cricket Club, Thornton	1	0

Table Showing Site Overviews for GI2:

Site Overviews (One row per pitch type at a site, please note the exceptions to this e.g. Cricket pitches and AGPs in the instructions)											
*Site	Community use category	Security of community use	Sub Area (or outside the study area for displaced demand)	Pitch Type	No of Pitches	Current Carrying Capacity for Community Use	Current Community Use	Difference	*Comparison	Total Extent of any Spare Capacity for Community Use	
HASSRA Civil Service Sports Field	Available for community use and used	Unsecured	GI2	Cricket - Grass Wicket	1	48	40	8	Potentially able to accommodate some additional play	8 games per season	
Millfield Science & Performing Arts College	Available for community use but unused	Secured	GI2	Cricket - Grass Wicket	1	12	0	12	Potentially able to accommodate some additional play	12 games per season	
Thornton Cleveleys Cricket Club	Available for community use and used	0	GI2	Cricket - Grass Wicket	1	80	82	-2	Being overplayed		
Thornton Cleveleys Cricket Club	Available for community use and used	0	GI2	Cricket - Non Turf Wicket	1	60	0	60	Potentially able to accommodate some additional play	60 games per season	

8.6 The pitch at Thornton Cleveleys Cricket Club (TCCC) was rated of "Club" quality in the POA carried out by the ECB. This translates as being of standard quality for the purposes of this study. Information received from TCCC indicates that there are sixteen useable wickets on the square and over the course of a season this means that the pitch is overplayed but only by two games a season. TCCC also has a non-turf wicket on site which is rated as "Good" quality and therefore able to accommodate 60 games per season. There was no specific information received for the use of the non-turf wicket but it would be able to reduce the pressure on the grass wickets which is currently showing a small amount of overuse. The club own and maintain the site and a new clubhouse was completed in 2013, with changing and bar facilities. The club have in the past used a square at nearby Millfield Science and Performing Arts College, but in 2013 they did not and it fell out of use. There is potential to reintroduce this pitch to ease the pressure on TCCC's grass wicket.

8.7 The cricket pitch at the HASSRA Sports Fields is the home of Norcross Cricket Club (NCC) and the pitch was considered of "Club" quality in the POA carried out by the ECB. The POA indicated that there are twelve grass wickets on the square and the information obtained in regard to the number of games played indicates that the pitch is underplayed (this information was obtained by looking at the club's fixture list on their website). The club own and maintain the site in conjunction with the Civil Service / HASSRA and the ancillary facilities are of good quality with changing for the teams and officials as well as showers, toilets and a kitchen.



**Issues:**

- TCCC pitch is overplayed.

**Conclusions:**

- Carry out improvements to TCCC and HASSRA pitches as per recommendations in the PQA by the ECB.
- Reintroduce square at Millfield Science and Performing Arts College.

**GI3 - Cleveleys**

8.8 There are no (0) cricket pitches within area GI3.

**GI4 - Poulton Le Fylde**

8.9 There are four (4) cricket pitches within area GI4 and they break down as follows;

Site Name	Grass Squares	Non Grass Wickets
Baines School, Poulton-le-Fylde	0	1
Cottam Hall Playing Fields, Poulton-le-Fylde	1	0
Fylde Cricket Club, Poulton-le-Fylde	1	0
Hodgson Academy, Poulton-le-Fylde	0	1

Table Showing Site Overviews for GI4:

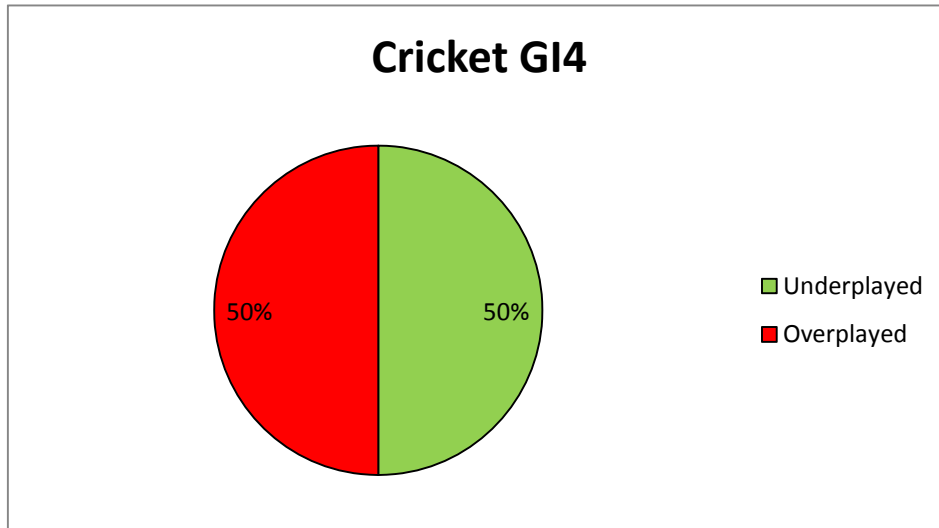
Site Overviews (One row per pitch type at a site, please note the exceptions to this e.g. Cricket pitches and AGPs in the instructions)										
*Site	Community use category	Security of community use	Sub Area (or outside the study area for displaced demand)	Pitch Type	No of Pitches	Current Carrying Capacity for Community Use	Current Community Use	Difference	*Comparison	Total Extent of any Spare Capacity for Community Use
Baines School	Available for community use but unused	Secured	GI4	Cricket	1	50	0	50	Potentially able to accommodate some additional play	50 games per season
Cottom Hall Playing Fields	Available for community use and used	Unsecured	GI4	Cricket - Grass Wicket	1	48	53	-5	Being overplayed	
Fylde Cricket Club	Available for community use and used	Secured	GI4	Cricket - Grass Wicket	1	52	57	-5	Being overplayed	
Hodgson Academy	Available for community use but unused	N/A	GI4	Cricket - Non Turf Wicket	1	60	4	56	Potentially able to accommodate some additional play	56 games per season

8.10 The cricket pitch at Cottam Hall is owned and maintained by Wyre Council and used by three separate clubs, Cavaliers Cricket Club (CaCC), Comrades Cricket Club (CCC) and Wyre Cricket Club (WCC). The pitch was considered to be of standard quality in the NTVQA carried out by TGP and the information received from both clubs in regard to the games played indicates that the pitch is being overplayed by five games per season. Both WCC and CCC stated that there has been a notable improvement on the wicket and outfield and this was down to the hard work of Wyre Council, which they greatly appreciated. The pitch has a clubhouse with changing facilities, toilets, showers and a kitchen but it is in need of renovation and has suffered from vandalism.

8.11 The pitch at Fylde Cricket Club (FCC) was rated of "Club" quality in the POA carried out by the ECB, which translates as standard for the purposes of this study. Information received from FCC indicates there are thirteen grass wickets on the square giving it a current carrying capacity of fifty two games a season. FCC currently plays fifty seven games a season on the pitch meaning that the wicket is overplayed but only by five games a season. The site is owned, managed and maintained by the club itself and there is a clubhouse with changing rooms for male and females as well as officials, toilets, showers and a kitchen. The club indicate that they are looking to increase the number of teams they run by three, one men's team and two junior teams. This would further increase the pressure on the pitch.

8.12 The cricket pitch at Baines School is an artificial grass pitch and is considered of good quality in the NTVQA carried out by TGP, giving it a current carrying capacity of fifty games a season. No information was received for this pitch with regard to the current level of use by the school itself, but it is known that it is not used by local clubs. There is potential for the school to link to a local club to ease pressure on other squares in the area.

8.13 The cricket pitch at Hodgson Academy is an artificial grass pitch and is considered of good quality in the NTVQA carried out by TGP, giving it a current carrying capacity of sixty games a season. The information received for this pitch indicates that outside of school use it is only used for four games a season by the Jolly Boys Cricket Club. No information was received with regard to the current level of use by the school itself although they could potentially play the equivalent to fifty six games a season there and still be within the current carrying capacity.



**Issues:**

- FCC pitch is overplayed.
- Cottam Hall is being overplayed .
- Hodgson Academy pitch is underplayed.
- Hodgson Academy pitch suffers from drainage issues.
- Ancillary facilities at Cottam Hall are poor.

**Conclusions:**

- Carry out improvements to FCC pitch as per recommendations in the POA by the ECB.
- Long term aim to improve ancillary facilities at Cottam Hall.
- Improve drainage around Hodgson Academy pitch. Look at potential of Sustainable Urban Drainage (SUDs) drainage system.
- Possible use of Hodgson Academy pitch by Fylde CC as they look to expand their club.
- Baines School to link with a local team.

**GI5 - Rural Plain**

8.14 There are two (2) cricket pitches within area GI5 and it breaks down as follows;

Site Name	Grass Squares	Non Grass Wickets
Great Eccleston Cricket Club, Great Eccleston	1	1
St Aidan's CofE High School, Preesall	0	1

Table Showing Site Overviews for GI5:

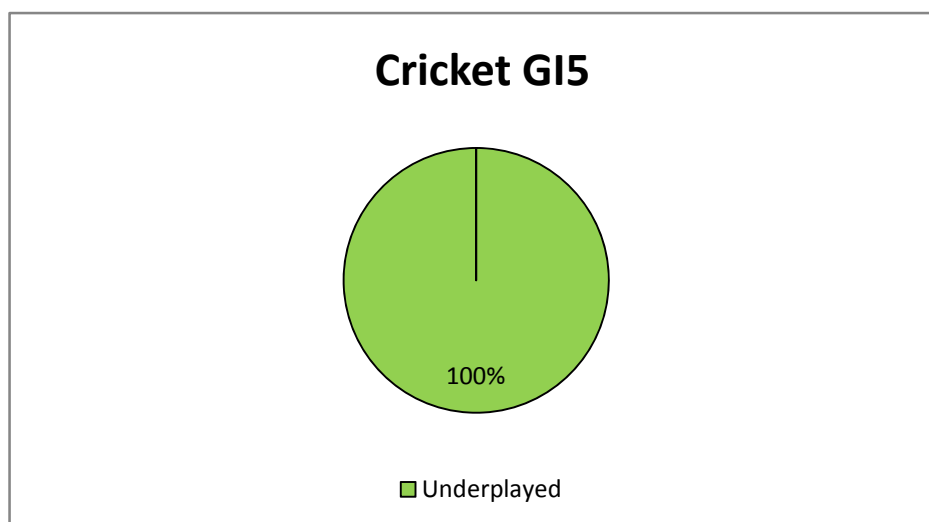
Site Overviews (One row per pitch type at a site, please note the exceptions to this e.g. Cricket pitches and AGPs in the instructions)										
*Site	Community use category	Security of community use	Sub Area (or outside the study area for displaced demand)	Pitch Type	No of Pitches	Current Carrying Capacity for Community Use	Current Community Use	Difference	*Comparison	Total Extent of any Spare Capacity for Community Use
Great Eccleston Cricket Club	Available for community use and used	Secured	GI5	Cricket - Grass Wicket	1	40	28	12	Potentially able to accommodate some additional play	12 games per season
Great Eccleston Cricket Club	Available for community use and used	Secured	GI5	Cricket - Non Turf Wicket	1	60	30	30	Potentially able to accommodate some additional play	30 games per season
St Aidan's C of E Technology College	Available for community use but unused	N/A	GI5	Cricket - Non Turf Wicket	1	50	12	38	Potentially able to accommodate some additional play	38 games per season

8.15 The pitch at Great Eccleston Cricket Club (GECC) was rated of "Club" quality in the POA carried out by the ECB. This translates as being of standard quality for the purposes of this study.

8.16 Information received from GECC indicates that there are ten useable grass wickets on the square and one non grass wicket and over the course of a season this means that the pitch is underplayed. Information received from GECC suggests, however, that they require a second home ground. Their Saturday 3rd XI play their home games outside the Wyre area at Warton in the Fylde Borough and their Saturday 4th XI play their games on the non-grass wicket at St Aidan's School in Preesall as they are unable to be accommodated on the existing square. They also indicate they will be increasing the number of junior teams to six with the introduction of an under 12s team next season.

8.17 The club own the site and manage and maintain it and their clubhouse was redeveloped in 2011/12. They have plans to redevelop the pavilion and changing rooms in 2013/14.

8.18 The cricket pitch at St Aidan's CofE High School is a non-turf wicket and is considered of standard quality and is currently underplayed. It is currently used by Great Eccleston CC Men's fourth team, although no information was received with regard to the frequency of use by the school.





**Issues:**

- GECC feel there is insufficient capacity on current pitch to accommodate all GECC teams. Although the PPS shows the pitches to be underplayed, there is no spare capacity in the peak periods over the weekend.

**Conclusions:**

- Carry out improvements to GECC pitch as per recommendations in the PQA by the ECB.
- Utilise spare capacity at St Aidan's CofE High School pitch to accommodate other GECC teams.

**GI6 - Mosslands**

8.19 There are no (0) cricket pitches within area GI6.

**GI7 - Central Corridor**

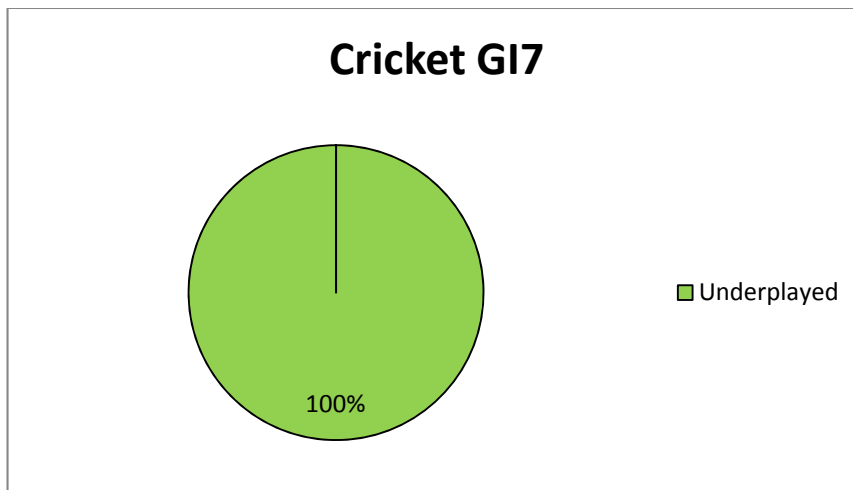
8.20 There is one (1) cricket pitch within area GI7 and it breaks down as follows:

Site Name	Grass Squares	Non Grass Wickets
Garstang Cricket Club, Garstang	1	1

Table Showing Site Overviews for GI7:

Site Overviews (One row per pitch type at a site, please note the exceptions to this e.g. Cricket pitches and AGPs in the instructions)										
*Site	Community use category	Security of community use	Sub Area (or outside the study area for displaced demand)	Pitch Type	No of Pitches	Current Carrying Capacity for Community Use	Current Community Use	Difference	*Comparison	Total Extent of any Spare Capacity for Community Use
Garstang Cricket Club	Available for community use and used	0	GI7	Cricket - Grass Wicket	1	56	22	34	Potentially able to accommodate some additional play	34 games per season
Garstang Cricket Club	Available for community use and used	0	GI7	Cricket - Non Turf Wicket	1	60	19	41	Potentially able to accommodate some additional play	41 games per season

8.21 The pitch at Garstang Cricket Club (GCC) was rated of "Club" quality in the PQA carried out by the ECB. This translates as being of standard quality for the purposes of this study. Information received from GCC indicates that there are fourteen useable wickets on the square and over the course of a season, with the information obtained in regard to games played, this means that the pitch is underplayed. The club own and maintain the site and a there is a clubhouse with changing facilities.



**Issues:**

- No issues.

**Conclusions:**

- Carry out improvements to GCC pitch as per recommendations in the POA by the ECB.

**G18 - Rural East and Uplands**

8.22 There are two (2) cricket pitches within area G18 and they break down as follows;

Site Name	Grass Squares	Non Grass Wickets
Calder Vale Cricket Club, Calder Vale	0	0
Garstang Community Academy, Bowgreave	0	0
Guys Thatched Hamlet Cricket Club, Bilsborrow	0	1
Shireshead and Forton Cricket Club, Forton	1	0

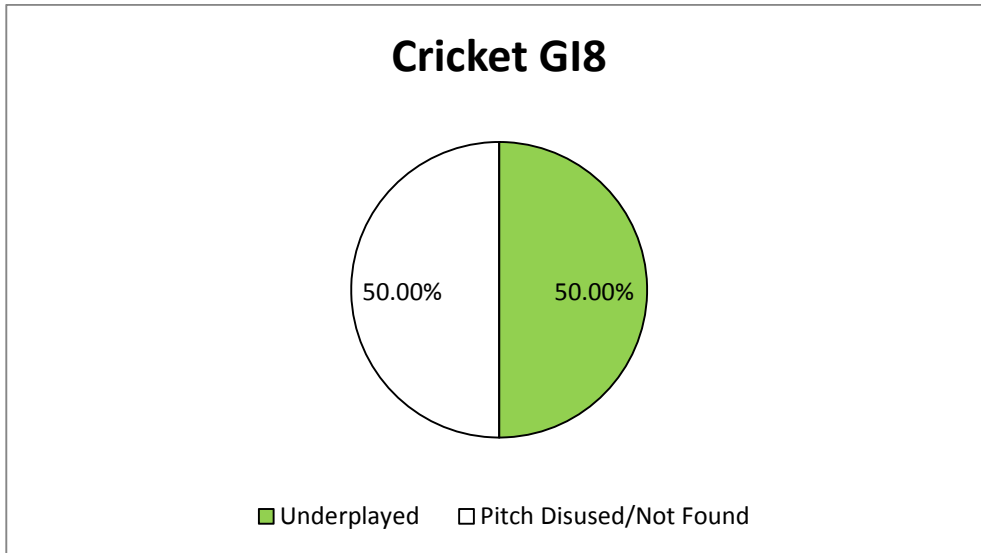
Table Showing Site Overviews for G18:

Site Overviews (One row per pitch type at a site, please note the exceptions to this e.g. Cricket pitches and AGPs in the instructions)										
*Site	Community use category	Security of community use	Sub Area (or outside the study area for displaced demand)	Pitch Type	No of Pitches	Current Carrying Capacity for Community Use	Current Community Use	Difference	*Comparison	Total Extent of any Spare Capacity for Community Use
Calder Vale Cricket Club	N/A	Not available as disused	G18	Cricket	0	0	0	0		
Garstang Community Academy	Available for community use but unused	N/A	G18	Cricket	1	0	0			
Guys Thatched Hamlet Cricket Club	Available for community use and used	Secured	G18	Cricket - Non Turf Wicket	1	50	24	26	Potentially able to accommodate some additional play	26 games per season
Shirehead & Forton Cricket Club	Available for community use and used	Secured	G18	Cricket - Grass Wicket	1	64	48	16	Potentially able to accommodate some additional play	16 games per season

8.23 Guys Thatched Hamlet Cricket Club is part of a larger leisure complex near Bilsborrow. The pitch is a non-grass wicket and as such has a carrying capacity of fifty games per season. The information received in regard to games played on the pitch indicates that the pitch is currently underplayed. The club own the site but it is managed and maintained by a third party. There are changing facilities available along with toilets, showers and a kitchen.

8.24 Calder Vale Cricket Club does not appear to exist anymore. The site is disused. On the day of survey there was no visible cricket pitch at Garstang Community Academy which contradicts the information provided by the school itself, although it has been included in the overview table.

8.25 The pitch at Shireshead and Forton Cricket Club SFCC was considered to be of standard quality in the NTVQA carried out by TGP. There are sixteen wickets on the square (eight of which were professionally re-laid in 2013) and the information received in regard to games played indicates that the pitch is underplayed. The club own manage and maintain the site and the clubhouse has its own changing facilities, toilets, showers and kitchen. The club indicate that they would like to grow the men's section by one further team and are actively seeking a second ground within the Forton area to accommodate all their teams.



**Issues:**

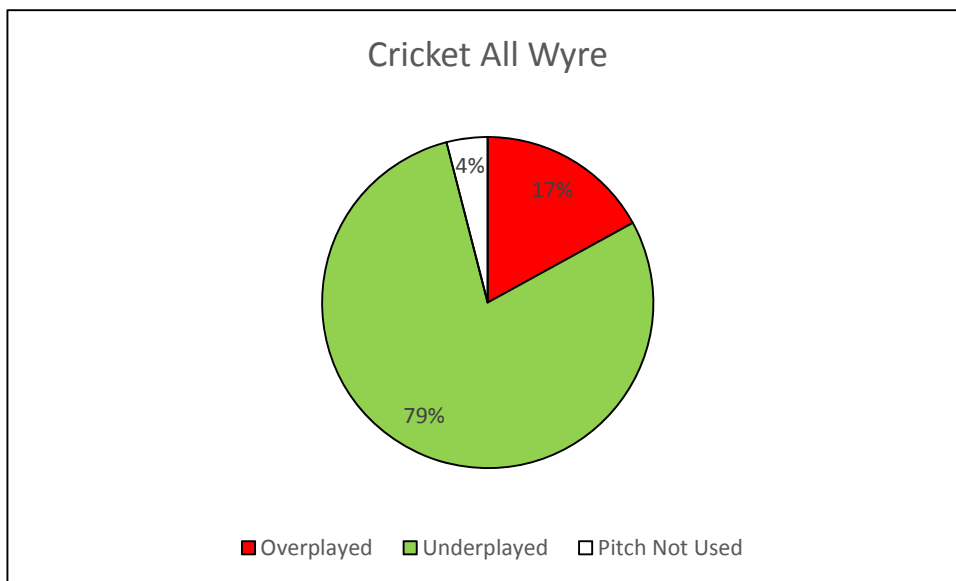
- Calder Vale Cricket Club appears to no longer exist and the pitch is disused.
- Garstang Community Academy does not appear to have a cricket pitch.
- Insufficient capacity on current pitch to accommodate all SFCC teams.

**Conclusions:**

- ECB to offer advice and assistance to SFCC to help them in their search for a second ground within the Forton area.

### Current and Future Provision

**Current Provision for Cricket in Wyre:**



## What does the TGR suggest will be the Future Provision for Cricket?

Sport and Age Groups	Number of teams in age group within the area	Current population in age group within the area	Future population in age group within the area	Current TGR	Population Change in Age Group	Potential Change in Team Numbers in Age Group
Cricket Open Age Mens (18-55yrs)	41	23,365	21,717	569.878	-1648	-2.891846779
Cricket Open Age Womens (18-55yrs)	1	23,983	21,676	23983	-2307	-0.096193137
Cricket Junior Boys (7-18yrs)	30	7,351	7,505	245.033	154	0.62848592
Cricket Junior Girls (7-18yrs)	0.01	6,880	6,843	688000	-37	-5.37791E-05

8.26 The projected population changes and TGR's suggest some change in the number of cricket teams in Wyre, just over half a team increase for Junior Boys but almost a three team decrease for Open Age Mens, with the Open Age Womens and Junior Girls staying relatively stable.

### GI Area 1: Fleetwood

Sport and Age Groups	Number of teams in age group within the area	Current population in age group within the area	Future population in age group within the area	Current TGR	Population Change in Age Group	Potential Change in Team Numbers in Age Group
Cricket Open Age Mens (18-55yrs)	7	5,923	5,541	846.143	-382	-0.451045172
Cricket Open Age Womens (18-55yrs)	0.01	6,074	5,521	607400	-553	-0.000910759
Cricket Junior Boys (7-18yrs)	6	1,969	2,002	328.167	33	0.102016176
Cricket Junior Girls (7-18yrs)	0.01	1,866	1,854	186600	-12	-6.69337E-05

8.27 The TGRs for GI Area 1 suggest that the number of teams will remain steady for all age groups with the exception of Open Age Men which is projected to fall by around half a team.

### GI Area 2: Thornton

Sport and Age Groups	Number of teams in age group within the area	Current population in age group within the area	Future population in age group within the area	Current TGR	Population Change in Age Group	Potential Change in Team Numbers in Age Group
Cricket Open Age Mens (18-55yrs)	12	3,669	3,441	305.75	-228	-0.747132016
Cricket Open Age Womens (18-55yrs)	0.01	3,903	3,583	390300	-320	-0.000819313
Cricket Junior Boys (7-18yrs)	12	1,155	1,183	96.25	28	0.28949196
Cricket Junior Girls (7-18yrs)	0.01	1,104	1,101	110400	-3	-2.67412E-05

8.28 The TGRs for GI Area 2 show negligible change for the Women and Junior Girls game, a small increase of around a quarter of a team for Junior Boys and a projected decrease of around three quarters of a team for Open Age Men.

### GI Area 3: Cleveleys

8.29 There are no cricket teams currently within GI Area 3 and the projected population change is very small which leads to a negligible increase or decrease in demand.

### GI Area 4: Poulton le Fylde

Sport and Age Groups	Number of teams in age group within the area	Current population in age group within the area	Future population in age group within the area	Current TGR	Population Change in Age Group	Potential Change in Team Numbers in Age Group
Cricket Open Age Mens (18-55yrs)	7	3,963	3,671	566.143	-292	-0.515087163
Cricket Open Age Womens (18-55yrs)	1	4,076	3,671	4076	-405	-0.099395002
Cricket Junior Boys (7-18yrs)	3	1,175	1,206	391.667	31	0.078140184
Cricket Junior Girls (7-18yrs)	0.01	1,072	1,066	107200	-6	-5.35502E-05

8.30 The TGRs for GI Area 4 show negligible change for the Women and Junior Girls and Boys game, and a projected decrease of around half a team for Open Age Men.

## GI Area 5: Rural Plain

Sport and Age Groups	Number of teams in age group within the area	Current population in age group within the area	Future population in age group within the area	Current TGR	Population Change in Age Group	Potential Change in Team Numbers in Age Group
Cricket Open Age Mens (18-55yrs)	3	2,739	2,524	913	-215	-0.235431631
Cricket Open Age Womens (18-55yrs)	0.01	2,798	2,504	279800	-294	-0.001050416
Cricket Junior Boys (7-18yrs)	5	853	871	170.6	18	0.104412313
Cricket Junior Girls (7-18yrs)	0.01	776	767	77600	-9	-0.000122387

8.31 There is only a very small projected change for Open Age Men of a quarter of a team in GI Area 5 and a very minor change projected for Junior Boys. The TGRs project that there will be no new demand for Open Age Women or Junior Girls.

## GI Area 6: Mosslands

8.32 There are no cricket teams currently within GI Area 6 and the projected population change is very small which leads to a negligible increase or decrease in demand.

## GI Area 7: Central Corridor

Sport and Age Groups	Number of teams in age group within the area	Current population in age group within the area	Future population in age group within the area	Current TGR	Population Change in Age Group	Potential Change in Team Numbers in Age Group
Cricket Open Age Mens (18-55yrs)	5	1,853	1,749	370.6	-104	-0.281870876
Cricket Open Age Womens (18-55yrs)	0.01	1,850	1,669	185000	-181	-0.000976795
Cricket Junior Boys (7-18yrs)	0.01	496	507	49600	11	0.000212731
Cricket Junior Girls (7-18yrs)	0.01	508	506	50800	-2	-4.84649E-05

8.33 The TGRs for GI Area 7 suggest that no new teams would be required for Open Age Women, Junior Girls or Boys and that there would only be a small projected decrease of a quarter of a team in the Open Age Men group.

## GI Area 8: Rural East and Uplands

Sport and Age Groups	Number of teams in age group within the area	Current population in age group within the area	Future population in age group within the area	Current TGR	Population Change in Age Group	Potential Change in Team Numbers in Age Group
Cricket Open Age Mens (18-55yrs)	6	1,512	1,372	252	-140	-0.554286012
Cricket Open Age Womens (18-55yrs)	0.01	1,421	1,257	142100	-164	-0.001152264
Cricket Junior Boys (7-18yrs)	4	486	494	121.5	8	0.06924796
Cricket Junior Girls (7-18yrs)	0.01	469	467	46900	-2	-4.36116E-05

8.34 The TGRs for GI Area 8 suggest negligible projected change for all age groups with the exception of Open Age Men where there is a projected decrease of half a team.

## What do the Cricket Clubs suggest will be the Future Provision for Cricket?

8.35 While the projected population changes and TGR's suggest some change in demand for cricket teams in Wyre, like football, the clubs themselves indicate a different scenario. The list below sets out the cricket clubs surveyed as part of the study who indicated their desire to expand the number of teams they operate;

### Fylde CC (FCC ground)

- 2/3 x Junior
- 1 x Mens team

### Great Eccleston CC (Ideally new ground in Great Eccleston, also sites at Harry Bridges Playing Field, Wharton and St Aidan's CofE Tech College, Preesall)

- 1 x Junior team

**Shireshead and Forton CC (SFCC ground or New second ground if they can find one in the village)**

- 1 x Junior
- 1 x Mens team

This gives a significantly different picture in future provision compared to the figures projected in the PPS spreadsheet, suggesting the demand for the following teams;

- 2 x Adult Men teams
- 5 x Junior teams

8.36 The current situation in Wyre for cricket is that 79% of the pitches are underplayed at present. A number of clubs and schools have an artificial grass wicket which gives them a far greater capacity for use. The main issue, however, is the actual available capacity for games. Most cricket matches last around a day and take place on Saturdays and Sundays meaning pitches can only be used by one team per day. There is more scope to accommodate shorter format midweek games, however.

8.37 St Aidan's CofE Technical College has an artificial grass wicket which is currently used by Great Eccleston CC's Men's fourth team but given its surplus capacity it could be used to allow the club to expand their junior section by one further team as per their plans. There is also the possibility of Great Eccleston CC linking with Guy's Thatched Hamlet CC, who have spare capacity in their pitch and are closer to Great Eccleston than St. Aidan's CofE Technical College.

8.38 The same could be said for Hodgson Academy's and Baines School's artificial grass wicket in GI4 which both currently have a large surplus capacity. Hodgson Academy is next door to the slightly overplayed Flyde CC pitch while Baines School is to the south of Cottam Hall cricket pitch. These two facilities could be utilised to accommodate the proposed expansion of Fylde CC men's and junior teams and ease the pressure on the slightly overplayed Cottam Hall facility.

## SECTION 9: RUGBY UNION



Picture: Rugby Pitch at Myerscough

### G11 - Fleetwood

9.1 There are nine (9) rugby union pitches within area G11 and they break down as follows;

Site Name	Number of Pitches
Fleetwood High School, Fleetwood	1
Fleetwood Rugby Club, Fleetwood	2
King George V (Broadwater) Fleetwood	2
Rossall School	4

Note: Rossall School has 3 no. Senior and 1 no. Junior Rugby Union pitch on site, but it is a private school with no formal arrangement for community use and no plans to have one. Rossall School declined the invitation to carry out an NTVQA on their pitches therefore assumptions have been made on the quality of their pitches, using information on the Active Power Places website, for the purposes of this study.

Table Showing Site Overviews for G11:

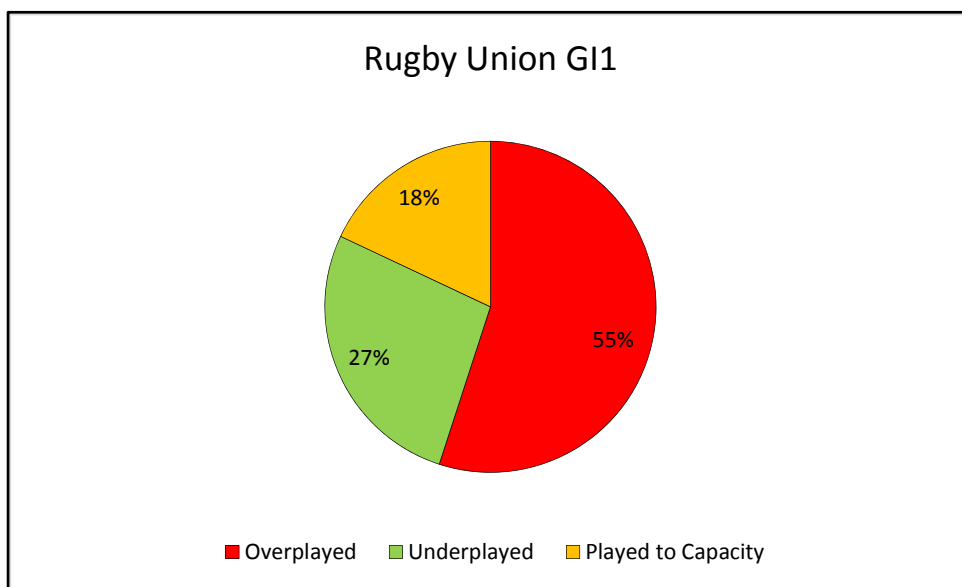
*Site	Community use category	Security of community use	Sub Area (or outside the study area for displaced demand)	Pitch Type	No of Pitches	Current Carrying Capacity for Community Use	Current Community Use	Difference	*Comparison	Total Extent of any Spare Capacity for Community Use
Fleetwood High School	Available for community use and used	Secured	G11	Senior Rugby Union	1	0.5	0	0.5	Being played to the level the site can sustain	0.5 game per week
Fleetwood Rugby Club	Available for community use and used	Secured	G11	Senior Rugby Union	2	5	7.5	-2.5	Being overplayed	
King George V (Broadwater) Playing Fields	Available for community use and used	Unsecured	G11	Senior Rugby Union	2	3	7	-4	Being overplayed	
King George V (Broadwater) Playing Fields	Available for community use and used	Unsecured	G11	Mini Rugby Union	2	3	7.5	-4.5	Being overplayed	
Rossall School	Not available for community use	0	G11	Junior Rugby Union	1	0.5	0	0.5	Being played to the level the site can sustain	0.5 games per week.
Rossall School	Not available for community use	Secured	G11	Senior Rugby Union	3	1.5	0	1.5	Potentially able to accommodate some additional play	1.5 games per week

9.2 There are two senior rugby pitches at the King George V (Broadwater) Fleetwood site. Both pitches are rated Drainage - D1, Maintenance - M0 giving a carrying capacity of one and a half match equivalent sessions per week per pitch. Information received for the site indicates that these pitches are used for seven match equivalent sessions each week, meaning they are both overplayed.

9.3 Fleetwood RUFC have two senior pitches at their site in GI1. Both are rated Drainage - D2, Maintenance M1 giving a carrying capacity of two and a half match equivalent sessions per week per pitch. Information received from the club indicates that these pitches are used for seven and a half match equivalent sessions per week, meaning they are overplayed. The site at Fleetwood RUFC has good ancillary facilities including changing rooms, a medical room, car parking and a bar, but long term they would benefit from renovation.

9.4 There is one senior rugby pitch at Fleetwood High School which is rated Drainage - D0, Maintenance M0 giving a carrying capacity of half a match equivalent session per week. As this is less than a full game, the pitch has been classified as being played to its capacity. There is no community use of the rugby pitch at Fleetwood High School but the likely in house use of the pitch by the school will exceed this half a match equivalent session per week, so there is limited opportunity for the school to link with a local rugby club unless the carrying capacity is significantly improved.

9.5 While the pitches at Rossall School are not available for community use, there is potentially spare capacity that could be brought into use should the opportunity arise in the future.



**Issues:**

- The rugby pitches in area GI1 are all overplayed where they are in community use. Fleetwood High School could be brought into community use to help reduce the problem if its carrying capacity is improved.
- Drainage and Maintenance is poor at Fleetwood High School and King George V (Broadwater) Fleetwood.
- Drainage is good at Fleetwood RUFC but Maintenance could be improved.
- Ancillary facilities are poor at King George V (Broadwater) Fleetwood.
- Fleetwood RUFC has good ancillary facilities.



## Conclusions:

- Make King George V (Broadwater) Fleetwood a playing pitch hub and focus resources on making the pitches and facilities as high a quality as possible.
- Make minor changes to the maintenance regime at Fleetwood RUFC to increase the carrying capacity of the pitches.
- Short term replacement of the AGP at Fleetwood RUFC to allow training to take place away from the grass pitches, easing the pressure on them. New AGP surface must be World Rugby compliant (Reg. 22) to allow full contact rugby to take place.
- Improve drainage on pitch at Fleetwood High School following advice from a sports turf specialist.
- Look to introduce community use of the pitch at Fleetwood High School. Link with local club.
- Take advantage of grants / funding available from RFU, Lottery Fund etc.

## GI2 - Thornton

9.6 There are three (3) rugby union pitches within area GI2 and they break down as follows;

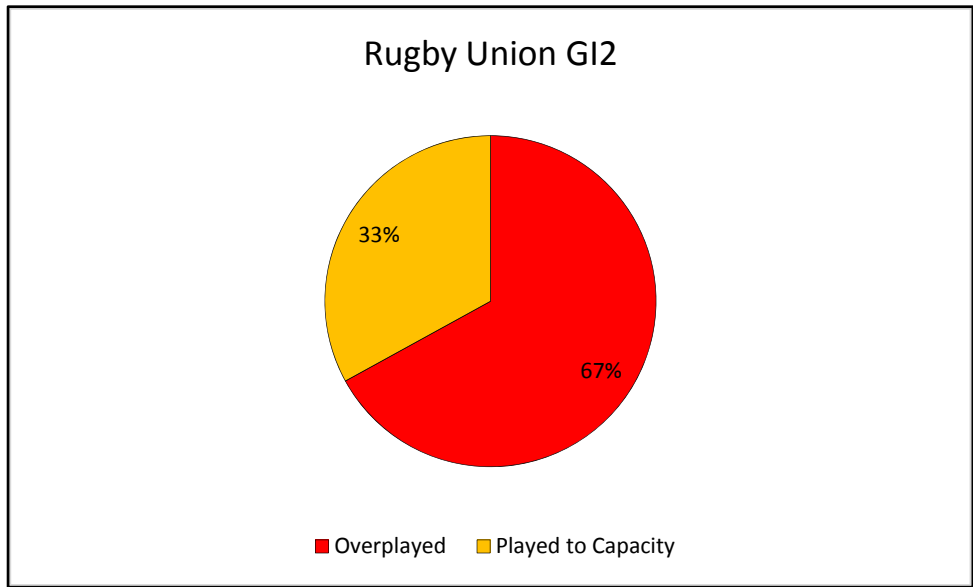
Site Name	Number of Pitches
Millfield Science and Performing Arts College, Thornton	1
Thornton YMCA Leisure Centre (King George Playing Fields), Thornton	2

Table Showing Site Overviews for GI2:

*Site	Community use category	Security of community use	Sub Area (or outside the study area for displaced demand)	Pitch Type	No of Pitches	Current Carrying Capacity for Community Use	Current Community Use	Difference	*Comparison	Total Extent of any Spare Capacity for Community Use
Millfield Science & Performing Arts College	Available for community use but unused	Secured	GI2	Senior Rugby Union	1	0.5	0	0.5	Being played to the level the site can sustain	0.5 game per week
Thornton YMCA Leisure Centre (King George Playing Fields)	Available for community use and used	Unsecured	GI2	Senior Rugby Union	2	3.5	7.5	-4	Being overplayed	

9.7 There are two senior rugby pitches at Thornton YMCA Leisure Centre (King George Playing Fields), both are rated Drainage - D2, Maintenance - M0 giving a carrying capacity of one and three quarters match equivalent sessions per pitch per week. Information received for the site indicates that the pitches are used for seven and a half match equivalent sessions per week, meaning both pitches are overplayed.

9.8 Millfield Science and Performing Arts College has one senior rugby pitch which is rated Drainage - D0, Maintenance - M0 giving a carrying capacity of half a match equivalent session per week. As this is less than a full game, the pitch has been classified as being played to its capacity. No local clubs use the site and discussion with the school during the survey suggested that they themselves did not use the pitch. This would indicate that the pitch is actually underplayed / unused and there is potential to link with community sports clubs if the carrying capacity can be improved to one match equivalent session per week or above.



**Issues:**

- The rugby pitches at Thornton YMCA Leisure Centre (King George Playing Fields) in area GI2 are both overplayed.
- Thornton Cleveleys RUFC lease runs out in 2020 which has led to grant application problems as it is not considered a long enough tenure for finance to be approved.
- Thornton YMCA Leisure Centre (King George Playing Fields) is being redeveloped which will leave Thornton Cleveleys RUFC without the clubhouse they currently use for the social side of the game.
- The rugby pitch at Millfield Science and Performing Arts College is unused.
- Drainage and Maintenance is poor at Millfield.
- Drainage is good at Thornton YMCA Leisure Centre (King George Playing Fields) but Maintenance could be improved significantly.
- Ancillary facilities are available at Thornton YMCA Leisure Centre (King George Playing Fields) but would benefit from improvement.

**Conclusions:**

- Make Thornton YMCA Leisure Centre (King George Playing Fields) a playing pitch hub and focus resources on making the pitches and facilities as high a quality as possible.
- Make minor changes to the maintenance regime at Thornton YMCA Leisure Centre (King George Playing Fields) to increase the carrying capacity of the pitches.
- Look to extend the lease of Thornton Cleveleys RUFC at Thornton YMCA Leisure Centre (King George Playing Fields) beyond 2020 to allow grant funding to be sourced by the club.
- Encourage Millfield to link to a local club to use their pitch.
- Improve drainage on pitch at Millfield following advice from a sports turf specialist.
- Take advantage of grants / funding available from RFU, Lottery Fund etc.

**GI3 - Cleveleys**

9.9 There are no (0) rugby union pitches within area GI3.

## GI4 - Poulton Le Fylde

9.10 There are two (2) rugby union pitches within area GI4 and they break down as follows;

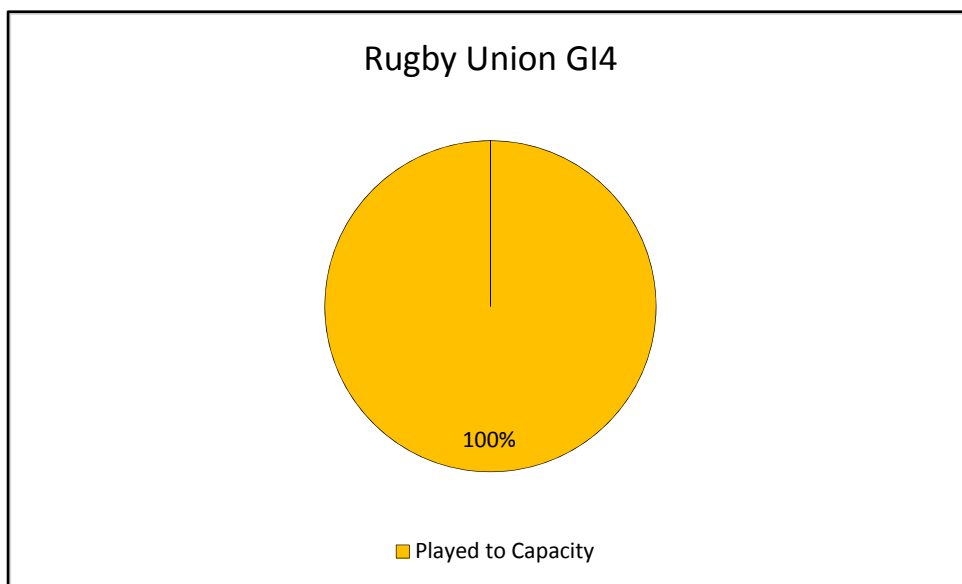
Site Name	Number of Pitches
Baines School, Poulton-le-Fylde	1
Hodgson Academy, Poulton-le-Fylde	1

Table Showing Site Overviews for GI4:

*Site	Community use category	Security of community use	Sub Area (or outside the study area for displaced demand)	Pitch Type	No of Pitches	Current Carrying Capacity for Community Use	Current Community Use	Difference	*Comparison	Total Extent of any Spare Capacity for Community Use
Baines School	Available for community use but unused	Secured	GI4	Senior Rugby Union	1	0.5	0	0.5	Being played to the level the site can sustain	0.5 game per week
Hodgson Academy	Available for community use but unused	N/A	GI4	Senior Rugby Union	1	0.5	0	0.5	Being played to the level the site can sustain	0.5 game per week

9.11 There is one senior rugby pitch at Baines School, which is rated Drainage - D0, Maintenance - M0 giving a carrying capacity of half a match equivalent session per week. As this is less than a full game the pitch has been classified as being played to its capacity. There is no community use of the rugby pitch at Baines School but the likely in house use of the pitch by the school will exceed this half a match equivalent session per week, so there is limited opportunity for the school to link with a local rugby club unless the carrying capacity is significantly improved.

9.12 There is one senior rugby pitch at Hodgson Academy, which is rated Drainage - D0, Maintenance - M0 giving a carrying capacity of half a match equivalent session per week. As this is less than a full game the pitch has been classified as being played to its capacity. There is no community use of the rugby pitch at Hodgson Academy either, but the same issues as found at Baines will apply in relation to the in house use. The questionnaire returned by Hodgson Academy notes that there is a drainage issue on the field where the Rugby Union pitch currently sits. Again, the likelihood of the school linking with a local club is limited unless there is improvement to the drainage and maintenance of the pitch.



**Issues:**

- Drainage and Maintenance is poor at both sites.

**Conclusions:**

- Improve drainage and maintenance at both pitches following advice from a sports turf specialist.
- Both schools to consider links with local rugby clubs if feasible. Nearest club is Thornton Cleveleys RUFC and they may not wish to travel this far especially if there are no ancillary facilities.
- Take advantage of grants / funding available from RFU, Lottery Fund etc.

**GI5 - Rural Plain**

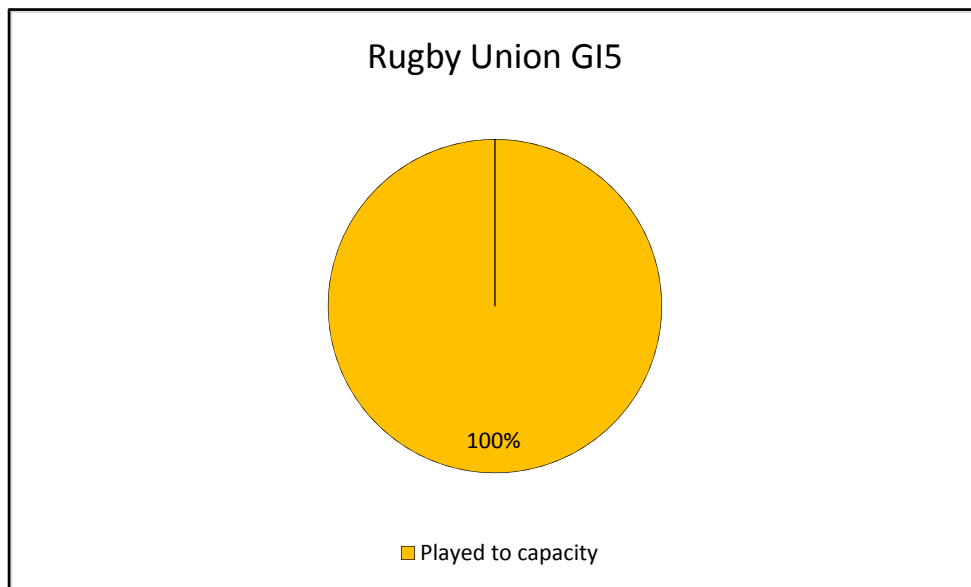
9.13 There is one (1) rugby union pitch within area GI5 and it breaks down as follows:

Site Name	Number of Pitches
St Aidan's CofE Technology College, Preesall	1

Table Showing Site Overviews for GI5:

*Site	Community use category	Security of community use	Sub Area (or outside the study area for displaced demand)	Pitch Type	No of Pitches	Current Carrying Capacity for Community Use	Current Community Use	Difference	*Comparison	Total Extent of any Spare Capacity for Community Use
St Aidan's C of E Technology College	Available for community use but unused	N/A	GI5	Senior Rugby Union	1	0.5	0	0.5	Being played to the level the site can sustain	0.5 game per week

9.14 There is one senior rugby pitch at St Aidan's CofE Technology College which is rated Drainage - D0, Maintenance - M0 giving it a carrying capacity of half a match equivalent session per week. As this is less than a full game the pitch has been classified as being played to its capacity. There was no information received with regard to its current use by the school itself but it is known that no local clubs use the site. While there is potential for clubs to utilise the facility to reduce pressure elsewhere, should the carrying capacity be improved, the location of the school in relation to the clubs in Wyre makes this impractical.



**Issues:**

- Pitch quality is poor and would benefit from improvements.
- No community use at present.

**Conclusions:**

- Take advantage of grants / funding available from RFU, Lottery Fund etc.

**GI6 - Mosslands**

9.15 There are no (0) rugby union pitches within area GI6. However, St. John's Primary School, Pilling has one junior rugby pitch on its grounds which is currently not in community use, but the school are willing to look into making it available.

**GI7 - Central Corridor**

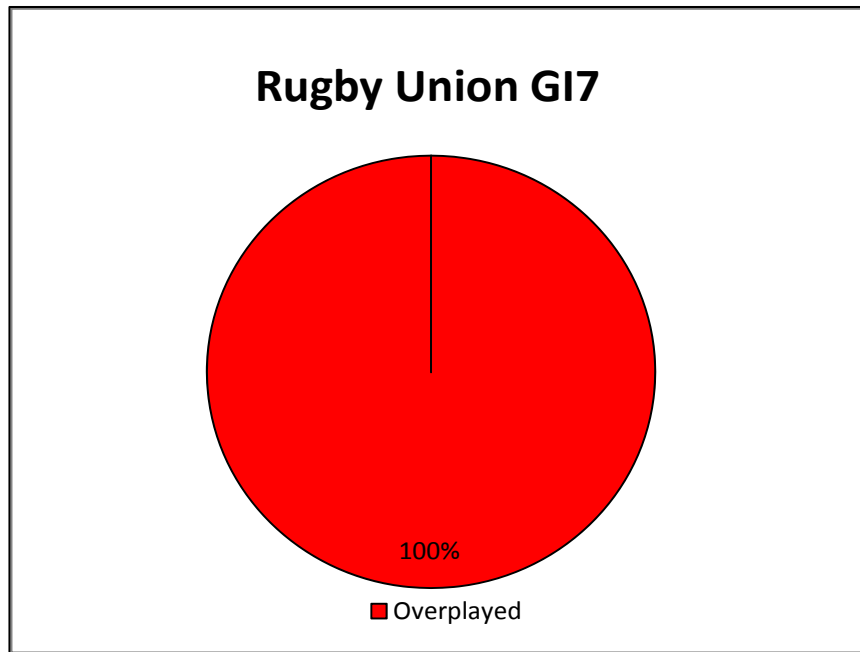
9.16 There are two (2) rugby union pitches within area GI7 and they break down as follows;

Site Name	Number of Pitches
Garstang Rugby Club, Garstang	2

Table Showing Site Overviews for GI7:

Site Overviews (One row per pitch type at a site, please note the exceptions to this e.g. Cricket pitches and AGPs in the instructions)										
*Site	Community use category	Security of community use	Sub Area (or outside the study area for displaced demand)	Pitch Type	No of Pitches	Current Carrying Capacity for Community Use	Current Community Use	Difference	*Comparison	Total Extent of any Spare Capacity for Community Use
Garstang Rugby Club	Not available for community use	N/A	GI7	Senior Rugby Union	2	3	8	-5	Being overplayed	

9.17 There are two senior rugby pitches at Garstang Rugby Club, both are rated Drainage - D0, Maintenance - M1 giving a carrying capacity of one and a half match equivalent sessions per pitch per week. Information received for the site indicates that the pitches are used for eight match equivalent sessions per week, meaning both pitches are overplayed. Garstang Rugby Club has an intention to create one further senior rugby pitch on their current site. There is a clubhouse on the Garstang Sports and Social Club site adjacent which has two home and away changing rooms, officials changing and toilets. It is of less than adequate quality and has no segregated changing and showering facilities meaning junior, men’s and women’s teams are unable to play or train at the same time. This is insufficient changing facilities for current levels and in addition clashes with Garstang FC will need to be managed. Future expansion of the club will see additional pressure on these existing facilities.



**Issues:**

- Drainage and Maintenance is poor.
- Both pitches are overplayed.
- Ancillary facilities are at Garstang Sports and Social Club and do not have segregated changing and showering facilities.

**Conclusions:**

- Improve drainage following advice from a sports turf specialist.
- Riverside location: Give consideration to Sustainable Drainage Systems (SuDS<sup>1</sup>) on site.
- Increase maintenance on both pitches following advice from a sports turf specialist.
- Increase number of pitches on site.
- Longer term aim to improve the quality of the existing clubhouse facilities.
- Take advantage of grants / funding available from RFU, Lottery Fund etc for new pitch and clubhouse.

### GI8 - Rural East and Uplands

9.18 There are two (2) rugby union pitches within area GI8 and they break down as follows;

Site Name	Number of Pitches
Garstang Community Academy, Bowgreave	1
Myerscough Sports College, Bilsborrow	1

---

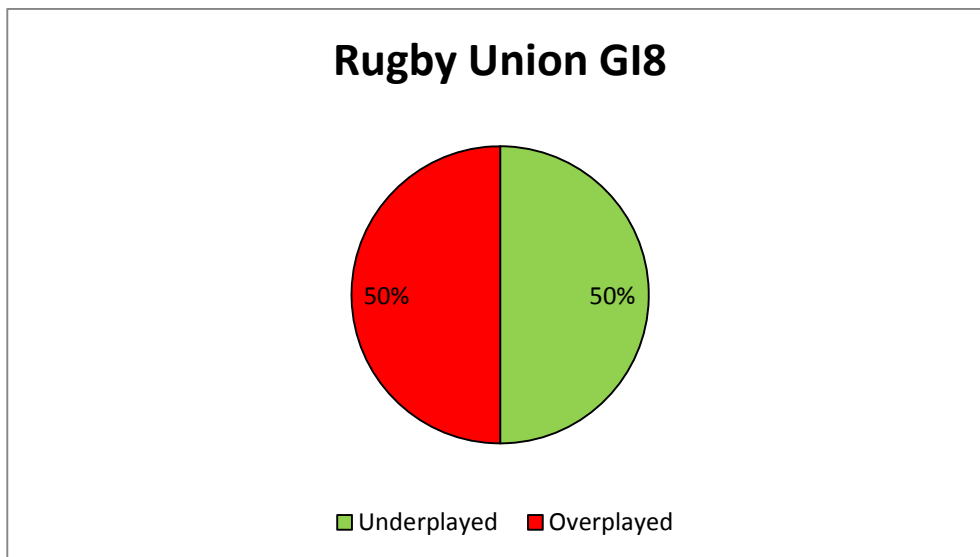
<sup>1</sup> SuDS replicate natural systems, that use cost effective solutions with low environmental impact, to drain away dirty and surface water run-off through collection, storage, and cleaning before allowing it to be released slowly back into the environment

Table Showing Site Overviews for GI8:

Site Overviews (One row per pitch type at a site, please note the exceptions to this e.g. Cricket pitches and AGPs in the instructions)										
*Site	Community use category	Security of community use	Sub Area (or outside the study area for displaced demand)	Pitch Type	No of Pitches	Current Carrying Capacity for Community Use	Current Community Use	Difference	*Comparison	Total Extent of any Spare Capacity for Community Use
Garstang Community Academy	Available for community use but unused	N/A	GI8	Senior Rugby Union	1	1.5	0	1.5	Potentially able to accommodate some additional play	1.5 games per week.
Myerscough Sports College	Available for community use and used	Secured	GI8	Senior Rugby Union	1	2.5	8	-5.5	Being overplayed	

9.19 There is one senior rugby pitch at Garstang Community Academy, which is rated Drainage - D1, Maintenance - M0 giving a carrying capacity of one and a half match equivalent session per week. No information was received regarding the use of the pitch at Garstang Community Academy by the school itself, although it is known that no local teams use the site. The school have however stated that there are "drainage problems" with other pitches on site that prevent them from using them over the winter months. This suggests that there is limited potential to link the school to a local team unless there is an improvement to the drainage and maintenance of the pitch.

9.20 There is one senior rugby pitch at Myerscough Sports College, which is rated Drainage - D2, Maintenance - M1 giving a carrying capacity of two and a half match equivalent session per week. The information received suggests the pitch is overplayed. Myerscough Sports College has excellent ancillary facilities and as it is a college that specialises in sports pitch management the pitch maintenance is of high quality.



**Issues:**

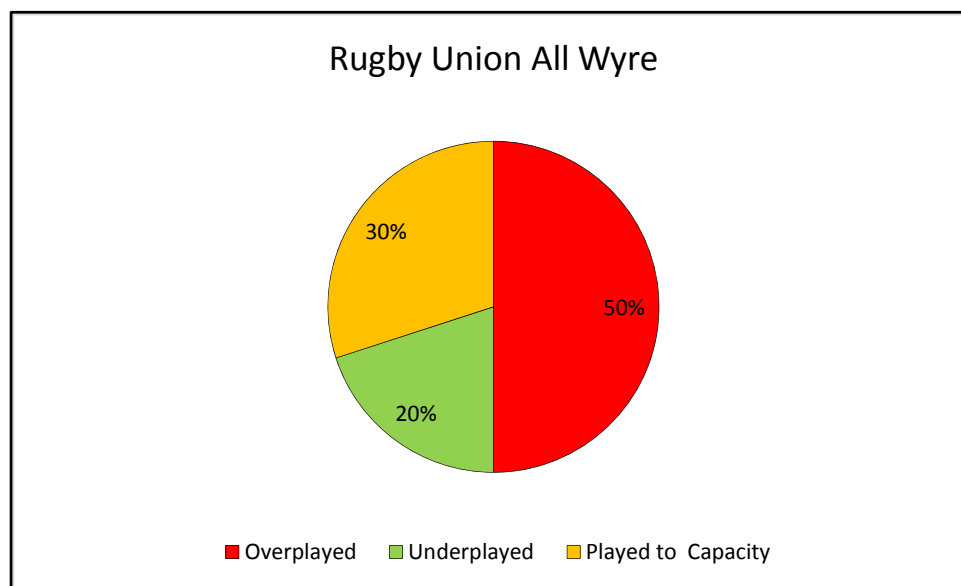
- Drainage and Maintenance is poor at Garstang Community Academy.
- Drainage and maintenance is good at Myerscough College.

## Conclusions:

- Improve drainage and maintenance at Garstang Community Academy following advice from a sports turf specialist.
- Garstang Community Academy to seek links with a local club, through Wyre Sports Development Officer, should drainage be improved.
- Take advantage of grants / funding available from RFU, Lottery Fund etc.

## Current and Future Provision

### Current Provision for Rugby Union in Wyre:



9.21 The above pie chart suggests that half (50%) of the Rugby Union pitches in Wyre are overplayed, while just under a third (30%) are played to capacity. The 30% is made up of the schools and club pitches in Wyre which had a spare carrying capacity of half a game or less. In reality school use will probably mean that most, if not all, of the school Rugby pitches classified as played to capacity, will be overplayed. Only 20% of Rugby Union pitches in Wyre are underplayed, which suggests a serious problem in meeting demand in the area and long term growth of the sport. This is further compounded by the fact the 20% is made up of two school pitches, one at Rossall School and one at Garstang Community Academy, which are not available for community use and suffer from drainage problems respectively.

### What does the TGR suggest will be the Future Provision for Rugby Union?

Sport and Age Groups	Number of teams in age group within the area	Current population in age group within the area	Future population in age group within the area	Current TGR	Population Change in Age Group	Potential Change in Team Numbers in Age Group
Rugby Union Senior Men (19-45yrs)	9	17,367	16,768	1929.67	-599	-0.310416307
Rugby Union Senior Women (19-45yrs)	1	15,490	14,302	15490	-1188	-0.076694642
Rugby Union Youth Boys (13-18yrs)	13	4,017	3,895	309	-122	-0.394822006
Rugby Union Youth Girls (13-18yrs)	0.01	3,810	3,445	381000	-365	-0.000958005
Rugby Union Mini/Midi Mixed (7-12yrs)	8	10,015	10,079	1251.88	64	0.051123315

9.22 The TGR's and population projections suggest very little change in the number of Rugby Union teams going forward, with only a reduction of around one third of a team in the Senior Men and Youth Boys age range.



## GI Area 1: Fleetwood

Sport and Age Groups	Number of teams in age group within the area	Current population in age group within the area	Future population in age group within the area	Current TGR	Population Change in Age Group	Potential Change in Team Numbers in Age Group
Rugby Union Senior Men (19-45yrs)	4	4,009	3,904	1002.25	-105	-0.104818803
Rugby Union Senior Women (19-45yrs)	0.01	4,091	3,799	409100	-292	-0.000713655
Rugby Union Youth Boys (13-18yrs)	4	1,129	1,093	282.25	-36	-0.126179796
Rugby Union Youth Girls (13-18yrs)	0.01	1,063	961	106300	-102	-0.000956381
Rugby Union Mini/Midi Mixed (7-12yrs)	5	1,643	1,801	328.6	158	0.481637388

9.23 GI Area 1 currently has the greatest concentration of Rugby Union teams within Wyre but small projected changes in population mean that in the main there is only negligible change to the potential team numbers for the area. The exception is in the Mini game where there is a projected increase of half a team.

## GI Area 2: Thornton

Sport and Age Groups	Number of teams in age group within the area	Current population in age group within the area	Future population in age group within the area	Current TGR	Population Change in Age Group	Potential Change in Team Numbers in Age Group
Rugby Union Senior Men (19-45yrs)	3	2,459	2,405	819.667	-54	-0.066204338
Rugby Union Senior Women (19-45yrs)	0.01	2,622	2,466	262200	-156	-0.000595112
Rugby Union Youth Boys (13-18yrs)	0.01	597	580	59700	-17	-0.000282175
Rugby Union Youth Girls (13-18yrs)	0.01	590	535	59000	-55	-0.000940443
Rugby Union Mini/Midi Mixed (7-12yrs)	0.01	1,072	1,169	107200	97	0.000907121

9.24 GI Area 2 currently has only a small number of teams, three, within its boundary and this, coupled with the very small projected changes in population suggests that there will be negligible change to the number of teams required for the area.

## GI Areas 3, 4, 5 and 6: Cleveleys, Poulton le Fylde, Rural Plain and Mosslands

9.25 There are no Rugby Union teams in GI Areas 3, 4, 5 or 6 and the projected population change is such that it leads to a negligible increase or decrease in demand.

## GI Area 7: Central Corridor

Sport and Age Groups	Number of teams in age group within the area	Current population in age group within the area	Future population in age group within the area	Current TGR	Population Change in Age Group	Potential Change in Team Numbers in Age Group
Rugby Union Senior Men (19-45yrs)	2	1,210	1,189	605	-21	-0.035301933
Rugby Union Senior Women (19-45yrs)	1	1,186	1,094	1186	-92	-0.077621747
Rugby Union Youth Boys (13-18yrs)	3	270	261	90	-9	-0.098438878
Rugby Union Youth Girls (13-18yrs)	0.01	286	258	28600	-28	-0.000962533
Rugby Union Mini/Midi Mixed (7-12yrs)	0.01	448	492	44800	44	0.000992798

9.26 The small projected change in population and small number of Rugby Union teams in GI Area 7 mean that there is no significant projected change in the number of teams required.

## GI Area 8: Rural East and Uplands

Sport and Age Groups	Number of teams in age group within the area	Current population in age group within the area	Future population in age group within the area	Current TGR	Population Change in Age Group	Potential Change in Team Numbers in Age Group
Rugby Union Senior Men (19-45yrs)	1	947	884	947	-63	-0.066328985
Rugby Union Senior Women (19-45yrs)	0.01	861	774	86100	-87	-0.001008923
Rugby Union Youth Boys (13-18yrs)	3	278	268	92.6667	-10	-0.105111629
Rugby Union Youth Girls (13-18yrs)	0.01	246	222	24600	-24	-0.000977764
Rugby Union Mini/Midi Mixed (7-12yrs)	0.01	431	471	43100	40	0.000931823

9.27 The TGRs for GI Area 8 indicate that there would be a negligible change in team numbers due to the low number of teams currently in the area and small projected changes to the population.

### **What do the Rugby Union Clubs suggest will be the Future Provision for Rugby Union?**

9.28 While the projected population changes and TGR's suggest minimal changes in team numbers, either positively or negatively, the evidence from the clubs, shown below, suggests good growth in the Mini to Youth age groups and some growth in the Senior Men's game.

#### **Blackpool RUFC (Mossam Lane Blackpool) Outside the Study Area**

- 1 x Mini team
  - 1 x Colt Boys team
  - 1 x Youth Boys team
  - 1 x Senior Mens team
- (Aim to have 1 team per age group)

#### **Fleetwood RUFC (King George V (Broadwater) Playing Fields)**

- 1 x Mini team

#### **Myerscough College RUFC (Myerscough College)**

- 1 x Colt Boys team
- 1 x Colt Girls team

#### **Thornton Cleveleys RUFC (Thornton YMCA Leisure Centre)**

- 1 x Senior Mens team

9.29 While the largest proposed expansion of teams is at Blackpool RUFC, a club outside the study area, the three clubs within Wyre itself all wish to grow by at least one further team. Overall there is a desire to increase the number of teams as follows;

- 2 x Mini teams
- 2 x Colt Boys teams
- 1 x Colt Girls team
- 1 x Youth Boys team and
- 2 x Senior Men's teams

9.30 Given the current provision is shown to be inadequate for Wyre this continued growth in the game is of concern. It is known that the RFU's Development Team in the area are focused on specific areas of growth in the game, including the continuing development of the 02 Touch Activity Levels at Thornton RUFC, mini and junior recruitment (Schools) and women's recruitment at Garstang RUFC. This has the aim of sustaining the women's team and continuing to grow the junior section at Garstang RUFC (pitches which are already overplayed). The RFU have a National Schools Development Programme being delivered in the area which has a targeted approach to foster better links and more sustainable levels of activity in Wyre. There are a number of schools with rugby pitches currently unused by any local clubs which could be utilised to reduce the impact of games elsewhere but they all have limited capacity due to their maintenance regime, drainage and internal use. This data suggests that there will need to be not only significant investment in the maintenance and drainage of pitches within Wyre but also a need for further pitches to be created to accommodate future demand.

## SECTION 10: RUGBY LEAGUE

10.1 There are currently no Rugby League clubs or teams operating with the Wyre area, although Blackpool Sixth Form College and Blackpool and Fylde College, both located close to the borough boundary, do play the sport. In addition, there are three clubs within Blackpool, including Blackpool Stanley who are based approximately 1.5 miles to the west of the Wyre borough boundary. Additionally, Fleetwood RUFC had previously operated a team (Fleetwood Sharks) but this has not been the case for the previous two years. Fleetwood RUFC has expressed a wish to re-establish a Rugby League team at the club if they can obtain enough players to do so.

10.2 The reintroduction of a Rugby League team would not be an issue from a facility point of view as the club has its own pitches. There would be an issue, perhaps, with the increased demand on these pitches, but the Rugby League season of February to September would mean that the combined impact upon pitches with Rugby Union usage (season August to May) would be spread over the course of the year. This would be of great benefit to the Wyre Borough as it would mean a local team would be able to help build the game in the area.

### Issues:

- No Rugby League clubs or teams operating with the Wyre area

### Conclusions:

- Support to be given to Fleetwood RUFC to re-establish a Rugby League team at the club

### Current Provision for Rugby League in Wyre:

10.3 There are currently no Rugby League teams in Wyre.

### What does the TGR suggest will be the Future Provision for Rugby League?

Sport and Age Groups	Number of teams in age group within the area	Current population in age group within the area	Future population in age group within the area	Current TGR	Population Change in Age Group	Potential Change in Team Numbers in Age Group
Rugby League Adult Men (19-45yrs)	0.01	15,245	14,759	1524500	-486	-0.000318793
Rugby League Adult Women (19-45yrs)	0.01	15,490	14,302	1549000	-1188	-0.000766946
Rugby League Youth & Junior Boys (12-18yrs)	0.01	4,601	4,505	460100	-96	-0.00020865
Rugby League Junior Girls (12-18yrs)	0.01	4,375	4,009	437500	-366	-0.000836571
Rugby League Primary Mixed (7-11yrs)	0.01	8,255	8,339	825500	84	0.000101757

10.4 The projected population change and TGR's suggest there will be no change in the number of Rugby League teams in Wyre.

### What do the Rugby League Clubs suggest will be the Future Provision for Rugby League?

10.5 It is difficult to ascertain what the future provision for Rugby League teams will be due to the lack of current teams, however, Fleetwood RUFC are keen to re-establish a Rugby League team and build the sport in Wyre. It is suggested that the future provision will be for one Senior Men's Rugby League team.

## SECTION 11: HOCKEY

11.1 There are no dedicated facilities for Hockey within the Borough of Wyre available for community use.

11.2 Hockey is played on sand-based AGPs and cannot be played on 3G, which the majority of new pitches are constructed from. The nearest facilities to Wyre that have an Artificial Grass Pitch are at Stanley Park in Blackpool and The University of Central Lancashire (UCLan) in Preston. There used to be two Wyre based hockey clubs, Garstang and Poulton. In 1994, when it became compulsory for all Hockey matches to be played on astroturf, Garstang chose to move to Stanley Park, then Penwortham Leisure Centre before settling on the pitches at UCLan, Preston in 2000, whilst Poulton chose to merge with Blackpool under the new name Blackpool & Wyre (the "Wyre" was later dropped), so lost its identity completely.

11.3 Rossall School have a sand-based AGP. Rossall Ladies Hockey Club have one senior team who play and train on this pitch outside of school hours, hence it is used as a community facility. The club is affiliated to Rossall School and rent the pitch from them. The AGP is floodlit and considered by Rossall LHC as being of Good quality (the surface is only 2 years old). Rossall LHC have no current plans to expand the number of teams they have, although they are always looking to recruit more members.

11.4 There is one club, Garstang Ladies Hockey Club, who play their games outside of the Borough in Preston. The club feel this is not to their benefit as it has meant they have lost much of the social / family aspect of the Garstang sporting community (they formerly shared facilities with Garstang Football and Cricket Club), after match refreshment commitments are subsequently more costly as they don't have a clubhouse and they have to transport a large amount of kit to each training session and match. They feel the club needs a base within the Garstang area which would assist them in their recruitment drives and fundraising. At the time of the survey work Garstang Ladies HC operate three teams; A ladies senior first team, a ladies senior second team and an under 13s junior team.

11.5 During 2013/14 Garstang LHC's Head Coach ran a Hockey Development Group in South Ribble which involved delivering a number of taster sessions in six high schools. This was extended to a number of high schools/colleges in central Preston as well as "quicksticks" sessions in approximately 10 primary schools. The taster sessions proved extremely popular and were followed up by after school clubs in many of these schools. In the summer term, a coaching session and junior tournament was held at Garstang Community Academy for the local primary schools. Starting in September, the Head Coach is currently running an eight-week hockey curriculum programme at Garstang Community Academy for years 7-10 as well as a regular after school club for girls (with an after school club for boys due to start in Jan 2015). The Club committee are also working with Garstang Community Academy in developing bids for new pitch facilities at the school. Club coaches also continue to deliver coaching in the Preston and South Ribble areas in both primary and secondary schools. Since summer, the club has seen an increase in the number of junior players coming to the club from Garstang and district thanks to the coaching now being delivered at Garstang Community Academy as well as an increase in junior membership from schools in Preston and South Ribble. Garstang LHC have also been participating in England Hockey's Back to Hockey (BTH) programme. The BTH programme took place over nine weeks from the 1<sup>st</sup> of May 2014 and was designed to encourage women and girls from age 8 upwards who have not played the sport for a number of years or who wish to try the sport for the first time, to take up the game. By the end of the programme Garstang LHC were attracting 30 people per week to their sessions at UCLan. The lack of a dedicated facility for Hockey in Wyre is considered to be a significant strategic issue.

## Issues:

- No dedicated facilities within the Wyre area for community use.
- Rossall School do not allow community use of their facility as a rule of thumb, although Rossall Ladies do play their matches there outside of school hours.
- Clubs, such as Garstang Ladies Hockey Club, have moved out of the area to play their games.
- Need for local presence to develop sport further.

## Conclusions:

- Take advantage of grants / funding available to enable hockey facilities to be created in Wyre at Garstang Community Academy, enabling Garstang Ladies Hockey Club to return to the local area.

## Current and Future Provision

### Current Provision for Hockey in Wyre:

11.6 There is currently no provision for Hockey in Wyre, outside the Rossall School site which is only for the use of the school and Rossall Ladies HC. There is, however, demand for it in the shape of Garstang Ladies Hockey Club who play outside Wyre due to this lack of facilities.

### What does the TGR suggest will be the Future Provision for Hockey?

Sport and Age Groups	Number of teams in age group within the area	Current population in age group within the area	Future population in age group within the area	Current TGR	Population Change in Age Group	Potential Change in Team Numbers in Age Group
Hockey Senior Men (16-55yrs)	3	24,816	23,082	8272	-1734	-0.209622824
Hockey Senior Women (16-55yrs)	8	25,301	22,883	3162.63	-2418	-0.764554761
Hockey Junior Boys (11-15yrs)	1	3,027	3,106	3027	79	0.026098447
Hockey Junior Girls (11-15yrs)	4	2,914	2,802	728.5	-112	-0.153740563

11.7 The TGR's and population projections suggest little change in the number of Hockey teams going forward with the exception of Senior Women which shows a projected decrease of just under three quarters of a team.

### What do the Hockey Clubs suggest will be the Future Provision for Hockey?

11.8 While the projected population changes and TGR's suggest minimal change in the number of Hockey teams in Wyre, the clubs themselves suggest small but significant increases in team numbers. In particular with Garstang LHC, which can be seen below.

#### Garstang Ladies Hockey Club (UCLan Sports Arena, Preston) Outside Study Area

At the time of writing it is known that Garstang Ladies HC have expanded to comprise 3 x Senior teams, 1 x U15 team, 2 x U13 teams and 1 x U11 team for the 2014-2015 season.

#### Blackpool Hockey Club (Stanley Park, Blackpool) Outside Study Area

- 1 x Senior Mens team

11.9 England Hockey and Garstang LHC are keen to see provision within Wyre so they can simultaneously move the club home again and build the sport in Wyre. Indeed, Garstang LHC are currently formalising a five-year Development Plan which will include objectives on relocating the Club back to Garstang and improving links with the local community along with identifying actions to try and deliver this. A sand based AGP for Hockey in Wyre would satisfy both these needs and could potentially see more people take up the sport in Wyre.

## SECTION 12: CROWN GREEN BOWLS



Picture: North Drive Bowling Green and Pavilion

12.1 For the purposes of this study an assumption was made as to what the match equivalent sessions per season would be for the agreed pitch quality rating. A figure of 120 match equivalent sessions per season was produced as a result of assuming five (5) matches per week over the course of a 24 week season.

### G11 - Fleetwood

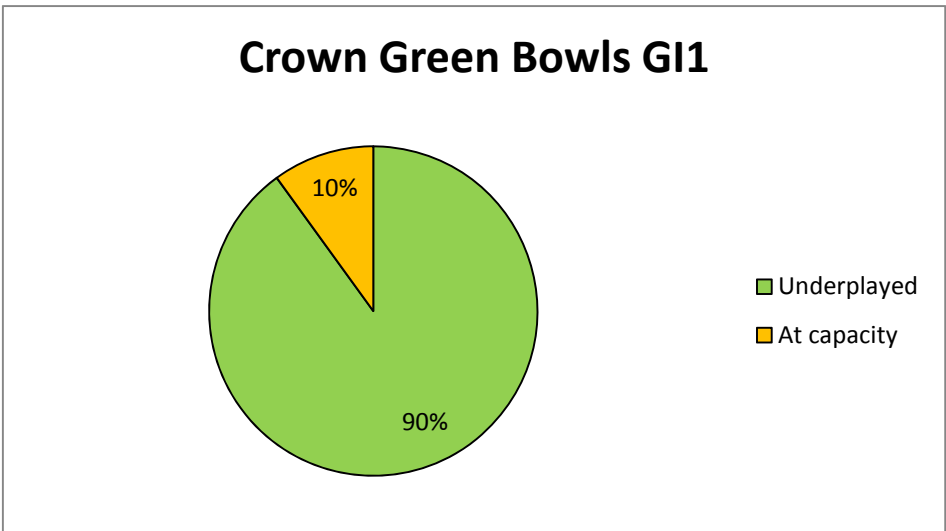
12.2 There are 10 crown bowling greens within area G11 and they break down as follows;

Site Name	Number of Greens
Fleetwood Bowling Club, Fleetwood	2
Fleetwood Cricket and Sports Club, Fleetwood	1
Marine Gardens Bowling Greens, Fleetwood	3
Memorial Park Bowling Greens, Fleetwood	3
Strawberry Gardens Hotel Bowling Club, Fleetwood	1

Table Showing Site Overviews for G11:

*Site	Community use category	Security of community use	Sub Area (or outside the study area for displaced demand)	Pitch Type	No of Pitches	Current Carrying Capacity for Community Use	Current Community Use	Difference	*Comparison	Total Extent of any Spare Capacity for Community Use
Fleetwood Bowling Club	Available for community use and used	Secured	G11	Crown Green	2	240	129	111	Potentially able to accommodate some additional play	111 games per season
Fleetwood Cricket & Sports Club (Bowling Green)	Available for community use and used	Secured	G11	Crown Green	1	120	120	0	Being played to the level the site can sustain	
Marine Gardens Bowling Greens	Available for community use and used	Secured	G11	Crown Green	3	360	203	157	Potentially able to accommodate some additional play	157 games per season
Memorial Park Bowling Greens	Available for community use and used	Secured	G11	Crown Green	3	360	33	327	Potentially able to accommodate some additional play	327 games per season
Strawberry Gardens Hotel Bowling Club	Available for community use and used	Secured	G11	Crown Green	1	120	60	60	Potentially able to accommodate some additional play	60 games per season

12.3 All of the bowling greens within area GI1 are considered to be of standard quality following the consultants NTVQA giving them a current carrying capacity of 120 match equivalent sessions per season per green. All greens in area GI1 are underplayed with the exception of Fleetwood Cricket and Sports Club which is played to a level it can sustain. The clubhouse and ancillary facilities at Fleetwood Cricket and Sports Club and Fleetwood Bowling Club are of good quality whereas those at Marine Gardens, Strawberry Gardens Hotel and Memorial Park are all of poor quality and would benefit from renovation and improvement. At Marine Gardens there are four greens grouped together, of which only two are used. Of these two, local bowlers informed TGP, one of the greens is actually the worst out of the four available. The best green was one of the ones that had been removed from use.



**Issues:**

- Ancillary / Clubhouse facilities are in the main poor with the exception of Fleetwood Cricket and Sports Club and Fleetwood Bowling Club.
- Potentially utilising the wrong greens at Marine Gardens.

**Conclusions:**

- All greens are well maintained and this standard should continue to be met.
- Consider changing which greens are used at Marine Gardens and also alternative uses for the two greens removed from use
- Investigate reconfiguration of pavilions at Memorial Park.
- Take advantage of grants / funding available from English Sports Council and Lottery Fund to assist in the renovation of clubhouses / pavilions.

**GI2 - Thornton**

12.4 There are five (5) crown bowling greens within area GI2 and they break down as follows;

Site Name	Number of Greens
Ashdell Bowls Club, Thornton	2
Gardener's Arms Bowls Club, Thornton	1
HASSRA Sports Field, Thornton	1
NPL Bowls Club, Thornton	1

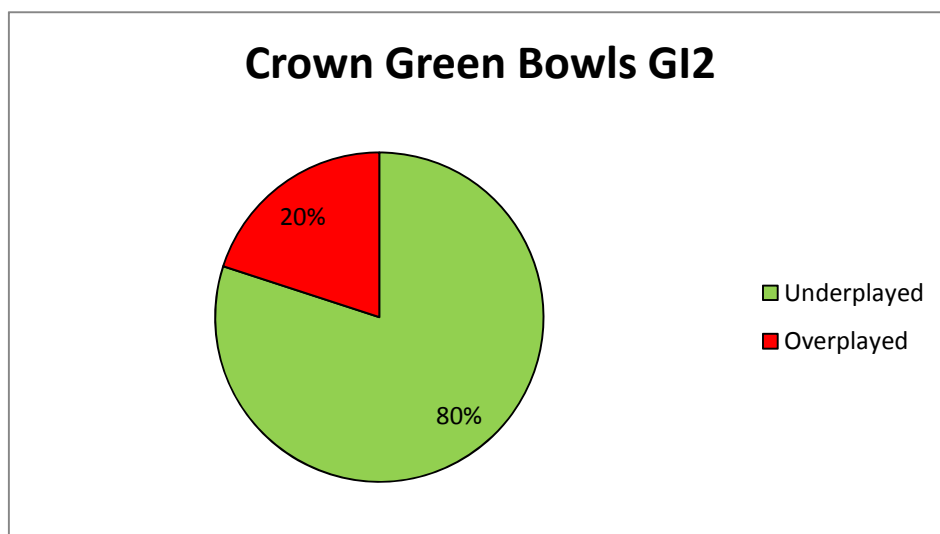
Table Showing Site Overviews for GI2:

*Site	Community use category	Security of community use	Sub Area (or outside the study area for displaced demand)	Pitch Type	No of Pitches	Current Carrying Capacity for Community Use	Current Community Use	Difference	*Comparison	Total Extent of any Spare Capacity for Community Use
Ashdell Bowls Club	Available for community use and used	Secured	GI2	Crown Green	2	240	134	106	Potentially able to accommodate some additional play	106 games per season
Gardener's Arms Bowls Club	Available for community use and used	Secured	GI2	Crown Green	1	120	116	4	Potentially able to accommodate some additional play	2 games per season
HASSRA Civil Service Sports Field	Available for community use and used	Unsecured	GI2	Crown Green	1	120	54	66	Potentially able to accommodate some additional play	66 games per season
NPL Bowls Club	Available for community use and used	Secured	GI2	Crown Green	1	120	145	-25	Being overplayed	

12.5 All of the bowling greens within area GI2 are considered to be of standard quality following the consultants NTVQA giving them a current carrying capacity of 120 match equivalent sessions per season per green with the exception of the green at the HASSRA Sports Field.

12.6 All greens in area GI2 are underplayed with the exception of the NPL Bowls Club which is overplayed.

12.7 The clubhouse and ancillary facilities at the HASSRA Sports Field and the NPL Bowls Club are of good quality whereas those at Ashdell Bowls Club and the Gardener's Arms Bowls Club are of poor quality and would benefit from renovation and improvement.



**Issues:**

- Ancillary / Clubhouse facilities are in the main poor with the exception of the HASSRA Sports Field and the NPL Bowls Club.
- Poor DDA access at the Gardener's Arms Bowls Club.

**Conclusions:**

- Most greens are well maintained and this standard should continue to be met.
- Improve maintenance at the HASSRA Sports Field to improve the quality of the green.
- Take advantage of grants / funding available from English Sports Council and Lottery Fund to assist in the renovation of clubhouses / pavilions.



## G13 - Cleveleys

12.8 There are four (4) crown bowling greens within area G13 and they break down as follows;

Site Name	Number of Greens
Cleveleys Park Bowling Club, Cleveleys	1
Cleveleys Working Mens Club Bowling Club, Cleveleys	1
Jubilee Gardens Bowling Club, Cleveleys	1
North Drive Bowling Green, Cleveleys	1

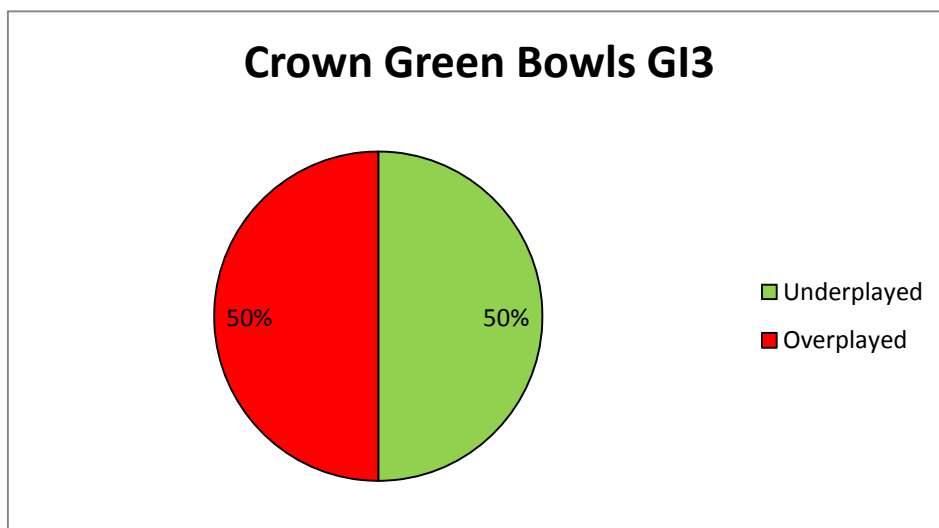
Table Showing Site Overviews for G13:

*Site	Community use category	Security of community use	Sub Area (or outside the study area for displaced demand)	Pitch Type	No of Pitches	Current Carrying Capacity for Community Use	Current Community Use	Difference	*Comparison	Total Extent of any Spare Capacity for Community Use
Cleveleys Park Bowling Club	Available for community use and used	Unsecured	G13	Crown Green	1	120	138	-18	Being overplayed	
Cleveleys WMC Bowling Club	Available for community use and used	Unsecured	G13	Crown Green	1	120	163	-43	Being overplayed	
Jubilee Gardens Bowling Club	Available for community use and used	Secured	G13	Crown Green	1	120	108	12	Potentially able to accommodate some additional play	12 games per season
North Drive Bowling Green	Available for community use and used	Secured	G13	Crown Green	1	120	18	102	Potentially able to accommodate some additional play	102 games per season

12.9 All of the bowling greens within area G13 are considered to be of standard quality following the consultants NTVQA giving them a current carrying capacity of 120 match equivalent sessions per season per green.

12.10 The greens in area G13 at North Drive and Jubilee Gardens are underplayed while those at Cleveleys Park Bowling Club and Cleveleys Working Mens Club are overplayed.

12.11 The clubhouse and ancillary facilities are all of good quality with the exception of Jubilee Gardens Bowls Club, which is of poor quality and would benefit from renovation and improvement.



**Issues:**

- Ancillary / Clubhouse facilities are in the main good with the exception of Jubilee Gardens Bowls Club.
- Cleveleys Park Bowling Club and Cleveleys Working Men’s Club are overplayed.

**Conclusions:**

- All greens are well maintained and this standard should continue to be met.
- Take advantage of grants / funding available from English Sports Council and Lottery Fund to assist in the renovation of clubhouse / pavilion at Jubilee Gardens Bowls Club.

**GI4 - Poulton Le Fylde**

12.12 There are two (2) crown bowling greens within area GI4 and they break down as follows;

Site Name	Number of Greens
Carleton Bowls Club, Poulton-le-Fylde	1
Jean Stansfield Memorial Park Bowls Club, Poulton-le-Fylde	1

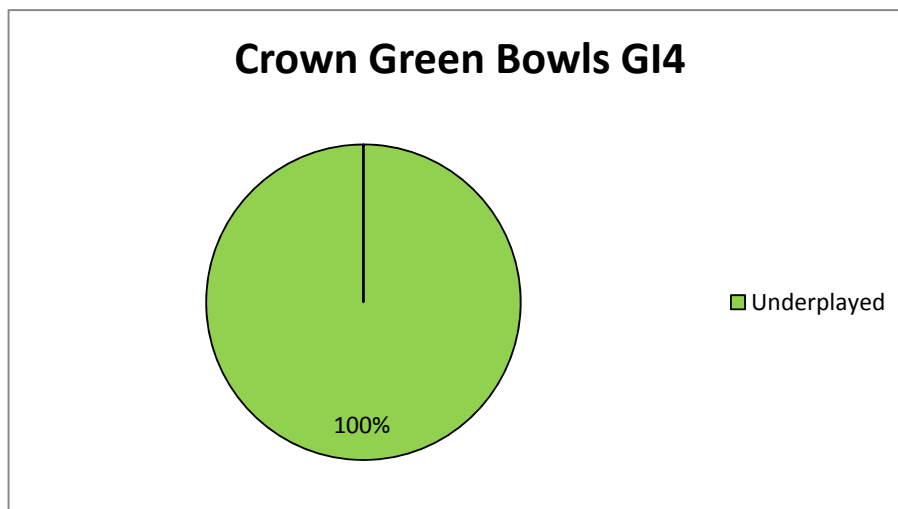
Table Showing Site Overviews for GI4:

*Site	Community use category	Security of community use	Sub Area (or outside the study area for displaced demand)	Pitch Type	No of Pitches	Current Carrying Capacity for Community Use	Current Community Use	Difference	*Comparison	Total Extent of any Spare Capacity for Community Use
Carleton Bowls Club	Available for community use and used	Secured	GI4	Crown Green	1	120	99	21	Potentially able to accommodate some additional play	21 games per season
Jean Stansfield Memorial Park Bowls Club	Available for community use and used	Secured	GI4	Crown Green	1	120	44	76	Potentially able to accommodate some additional play	76 games per season

12.13 All of the bowling greens within area GI4 are considered to be of standard quality following the consultants NTVQA giving them a current carrying capacity of 120 match equivalent sessions per season per green.

12.14 All greens in area GI4 are underplayed.

12.15 The clubhouse and ancillary facilities at Carleton Bowls Club are of good quality whereas those at Jean Stansfield Memorial Park Bowls Club are of poor quality and would benefit from renovation and improvement.



## Issues:

- Ancillary / Clubhouse facilities at Jean Stansfield Memorial Park Bowls Club would benefit from renovation and improvement.

## Conclusions:

- The greens are well maintained and this standard should continue to be met.
- Take advantage of grants / funding available from English Sports Council and Lottery Fund to assist in the renovation of clubhouses / pavilions.

## GI5 - Rural Plain

12.16 There are nine (9) crown bowling greens within area GI5 and they break down as follows;

Site Name	Number of Greens
Carr Lane Bowls Club, Stalmine	1
Great Eccleston Bowls Club, Great Eccleston	1
Hall Gate Lane Bowling Green, Stalmine	1
Hambleton Sports and Social Club, Hambleton	1
Inskip Subscription Bowls Club, Inskip	1
Knott End Working Mens Club Bowls Club, Knott End	1
Out Rawcliffe Bowls Club, Out Rawcliffe	1
Preesall Bowls Club, Preesall	1
St Michaels on Wyre Bowling Club, St Michaels on Wyre	1

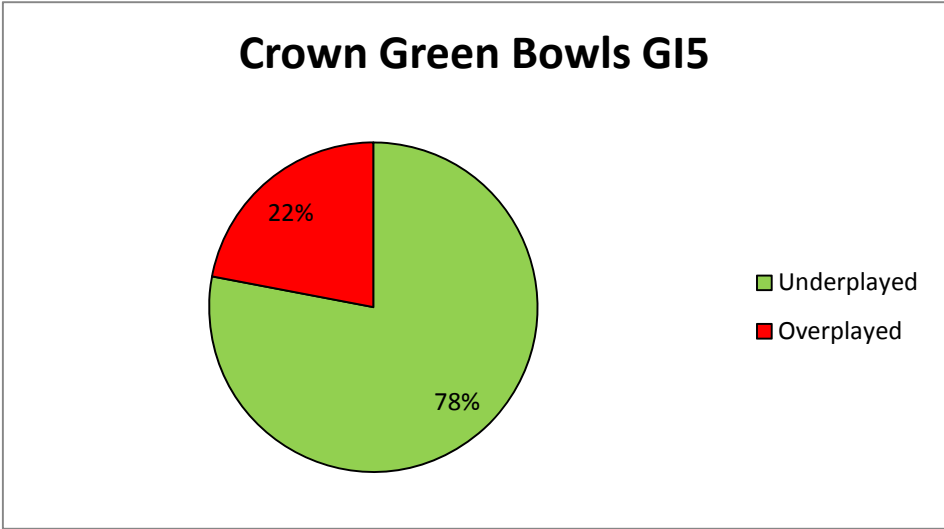
Table Showing Site Overviews for GI5:

*Site	Community use category	Security of community use	Sub Area (for outside the study area for displaced demand)	Pitch Type	No of Pitches	Current Carrying Capacity for Community Use	Current Community Use	Difference	*Comparison	Total Extent of any Spare Capacity for Community Use
Carr Lane Bowling Club	Available for community use and used	Secured	GI5	Crown Green	1	120	70	50	Potentially able to accommodate some additional play	50 games per season
Great Eccleston Bowls Club	Available for community use and used	Secured	GI5	Crown Green	1	120	91	29	Potentially able to accommodate some additional play	29 games per season
Hallgate Lane Bowling Club	Available for community use and used	Secured	GI5	Crown Green	1	120	230	-110	Being overplayed	
Hambleton Sports & Social Club	Available for community use and used	Secured	GI5	Crown Green	1	120	156	-36	Being overplayed	
Inskip Subscription Bowls Club	Available for community use and used	Secured	GI5	Crown Green	1	120	67	53	Potentially able to accommodate some additional play	53 games per season
Knott End Working Mens Bowls Club	Available for community use and used	Secured	GI5	Crown Green	1	120	109	11	Potentially able to accommodate some additional play	11 games per season
Out Rawcliffe	Available for community use and used	Secured	GI5	Crown Green	1	120	102	18	Potentially able to accommodate some additional play	18 games per season
Preesall Bowls Club	Available for community use and used	Secured	GI5	Crown Green	1	120	56	64	Potentially able to accommodate some additional play	64 games per season
St Michaels on Wyre Bowling Club	Available for community use and used	Secured	GI5	Crown Green	1	120	88	32	Potentially able to accommodate some additional play	32 games per season

12.17 All of the bowling greens within area GI5 are considered to be of standard quality following the consultants NTVQA giving them a current carrying capacity of 120 match equivalent sessions per season per green with the exception of Carr lane Bowls Club which is considered to be of poor quality.

12.18 All greens in area GI5 are underplayed with the exception of the Hambleton Sports and Social Club and Hall Gate Lane Bowling Green which are overplayed.

12.19 The clubhouse and ancillary facilities at all sites are of good quality except Carr Lane Bowls Club which is of poor quality. Preesall Bowls Club and the St Michaels on Wyre Bowling Club would benefit from improvements to DDA access and car parking.



**Issues:**

- Hambleton Sports and Social Club and Hall Gate Lane Bowling Greens are overplayed.
- Carr Lane Bowls Club is located to the rear of a private house and is accessed through the garden. It is of poor quality and has poor quality ancillary facilities.
- Poor DDA access at the Preesall Bowls Club and the St Michaels on Wyre Bowling Club.

**Conclusions:**

- All greens are well maintained and this standard should continue to be met.
- Improve DDA access at the Preesall Bowls Club and the St Michaels on Wyre Bowling Club.
- Take advantage of grants / funding available from English Sports Council and Lottery Fund to assist in the pavilion and DDA access improvements.

**GI6 - Mosslands**

12.20 There are four (4) crown bowling greens within area GI6 and they break down as follows;

Site Name	Number of Greens
Elletson Arms Bowls Club, Stake Pool	1
Golden Ball Hotel Bowls Club, Pilling	1
Patten Arms Bowls Club, Winmarleigh	1
Pilling Reading Room Bowls Club, Pilling	1

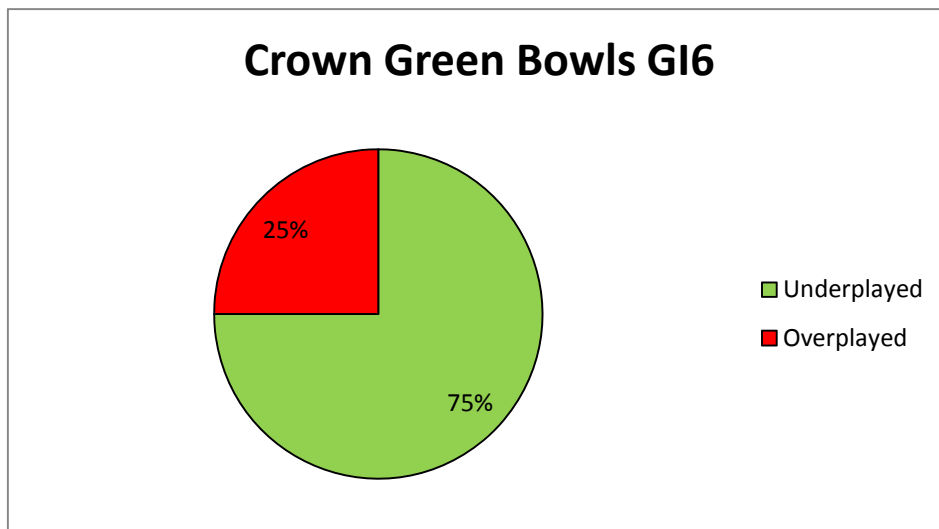
Table Showing Site Overviews for G16:

*Site	Community use category	Security of community use	Sub Area (or outside the study area for displaced demand)	Pitch Type	No of Pitches	Current Carrying Capacity for Community Use	Current Community Use	Difference	*Comparison	Total Extent of any Spare Capacity for Community Use
Elletson Arms Bowls Club	Available for community use and used	Secured	G16	Crown Green	1	120	38	82	Potentially able to accommodate some additional play	82 games per season
Golden Ball Hotel Bowls Club	Available for community use and used	Secured	G16	Crown Green	1	120	79	41	Potentially able to accommodate some additional play	41 games per season
Patten Arms	Available for community use and used	Unsecured	G16	Crown Green	1	120	81	39	Potentially able to accommodate some additional play	39 games per season
Pilling Reading Room Bowls Club	Available for community use and used	Secured	G16	Crown Green	1	120	127	-7	Being overplayed	

12.21 The bowling greens at Pilling Reading Room Bowls Club, the Golden Ball Hotel Bowls Club and the Patten Arms Bowls Club within area G16 are considered to be of standard quality following the consultants NTVQA giving them a current carrying capacity of 120 match equivalent sessions per season per green. The green at the Elletson Arms Bowls Club is considered of poor quality.

12.22 All greens in area G16 are underplayed with the exception of the Pilling Reading Room Bowls Club which is overplayed.

12.23 The clubhouse and ancillary facilities are of good quality in the main but those at the Elletson Arms and Patten Arms Bowls Clubs are of poor quality and would benefit from renovation and improvement.



**Issues:**

- Ancillary / Clubhouse facilities are poor at the Elletson Arms and Patten Arms Bowls Clubs.
- Pilling Reading Room Bowls Club is overplayed.

**Conclusions:**

- The greens at Pilling Reading Room Bowls Club, the Golden Ball Hotel Bowls Club and the Patten Arms Bowls Club are well maintained and this standard should continue to be met.
- Improve maintenance at the Elletson Arms Bowls Club to improve the quality of the green.
- Take advantage of grants / funding available from English Sports Council and Lottery Fund to assist in the renovation of pavilion at the Elletson Arms and Patten Arms Bowls Clubs.

## GI7 - Central Corridor

12.24 There are three (3) crown bowling greens within area GI7 and they break down as follows;

Site Name	Number of Greens
Crown Hotel Bowls Club, Garstang	1
Garstang Subscription Bowls Club, Garstang	1
Nateby Bowls Club, Nateby	1

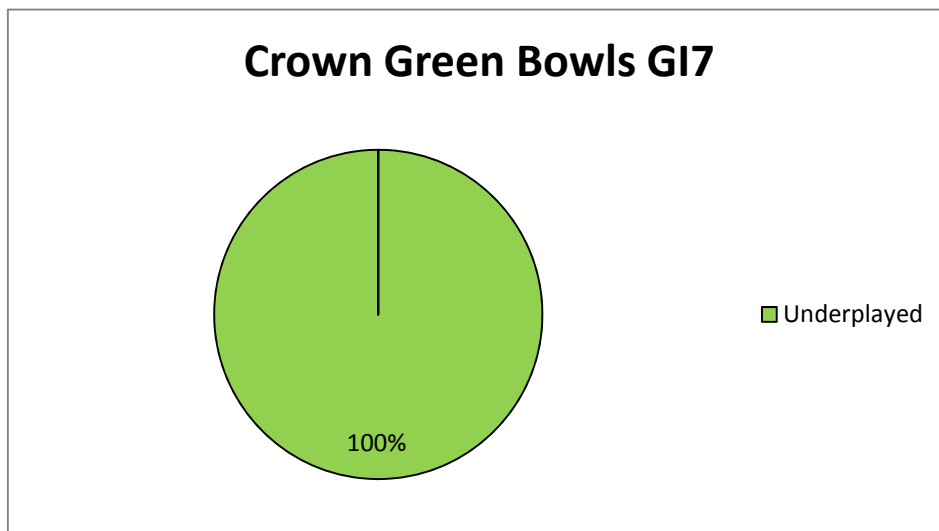
Table Showing Site Overviews for GI7:

*Site	Community use category	Security of community use	Sub Area (or outside the study area for displaced demand)	Pitch Type	No of Pitches	Current Carrying Capacity for Community Use	Current Community Use	Difference	*Comparison	Total Extent of any Spare Capacity for Community Use
Crown Hotel Bowls Club	Available for community use and used	Secured	GI7	Crown Green	1	120	89	31	Potentially able to accommodate some additional play	31 games per season
Garstang Subscription Bowls Club	Available for community use and used	Secured	GI7	Crown Green	1	120	106	14	Potentially able to accommodate some additional play	14 games per season
Nateby Bowling Club	Available for community use and used	Unsecured	GI7	Crown Green	1	120	93	27	Potentially able to accommodate some additional play	27 games per season

12.25 The bowling greens within area GI7 are considered to be of standard quality following the consultants NTVQA giving them a current carrying capacity of 120 match equivalent sessions per season per green, with the exception of Nateby Bowls Club which is considered of poor quality.

12.26 All greens in area GI7 are underplayed.

12.27 The clubhouse and ancillary facilities at the Crown Hotel and Garstang Subscription Bowls Club are of good quality but those at Nateby Bowls Club are considered poor and in need of renovation.



### Issues:

- Nateby Bowls Club is of poor quality and the pavilion is in need of renovation.

**Conclusions:**

- Two greens are well maintained and this standard should continue to be met.
- Improve maintenance at Nateby Bowls Club to improve the quality of the green.
- Take advantage of grants / funding available from English Sports Council and Lottery Fund to assist in the renovation of pavilion at Nateby Bowls Clubs.

**GI8 - Rural East and Uplands**

12.28 There are four (4) crown bowling greens within area GI8 and they break down as follows;

Site Name	Number of Greens
Forton Bowls Club, Forton	1
Guys Thatched Hamlet Bowls Club, Bilsborrow	1
Roebuck Bowls Club, Bilsborrow	1
Scorton Subscription Bowls Club, Scorton	1

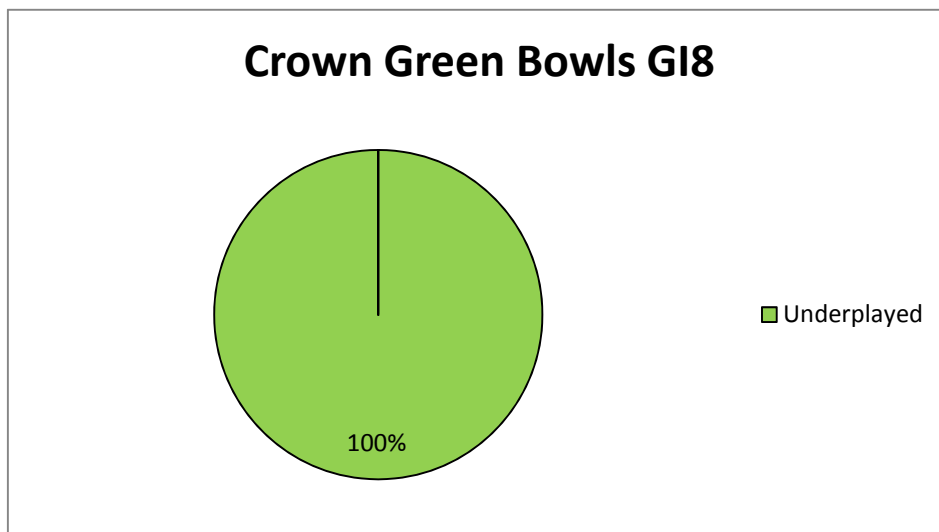
Table Showing Site Overviews for GI8:

*Site	Community use category	Security of community use	Sub Area (or outside the study area for displaced demand)	Pitch Type	No of Pitches	Current Carrying Capacity for Community Use	Current Community Use	Difference	*Comparison	Total Extent of any Spare Capacity for Community Use
Forton Bowls Club	Available for community use and used	Secured	GI8	Crown Green	1	120	48	72	Potentially able to accommodate some additional play	72 games per season
Guys Thatched Hamlet Bowls Club	Available for community use and used	Unsecured	GI8	Crown Green	1	120	26	94	Potentially able to accommodate some additional play	94 games per season
Roebuck Bowls Club	Not available for community use	N/A	GI8	Crown Green	1	120	81	39	Potentially able to accommodate some additional play	39 games per season
Scorton Subscription Bowls Club	Available for community use and used	Secured	GI8	Crown Green	1	120	62	58	Potentially able to accommodate some additional play	58 games per season

12.29 All of the bowling greens within area GI8 are considered to be of standard quality following the consultants NTVQA giving them a current carrying capacity of 120 match equivalent sessions per season per green with the exception of the green at Roebuck Bowls Club which is considered poor.

12.30 All greens in area GI8 are underplayed.

12.31 The clubhouse and ancillary facilities at each site are of good quality.



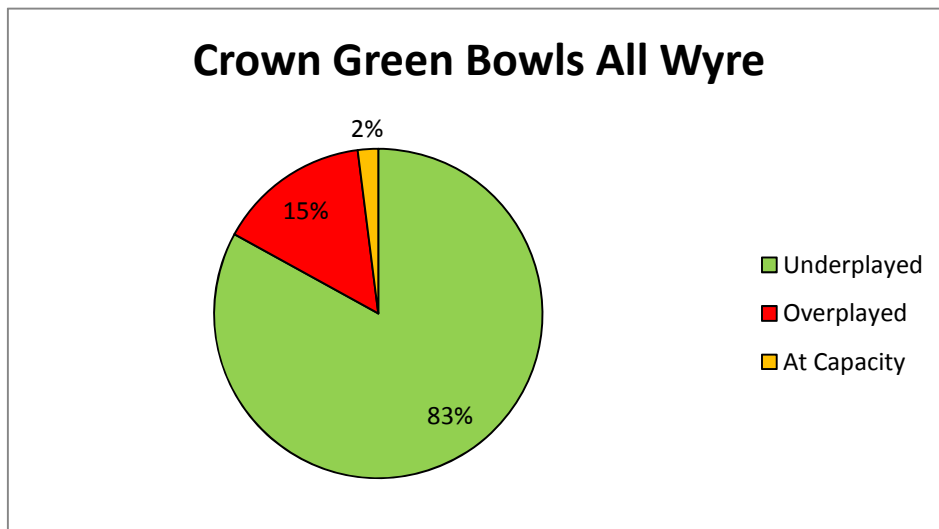
**Issues:**

- Roebuck Bowls Club green is of poor quality but is just outside the Wyre District boundary.

**Conclusions:**

- Most greens are well maintained and this standard should continue to be met.

**Current and Future Provision**



12.32 There are currently no Bowls Clubs looking to expand their team numbers, which suggests that the number of greens is sufficient to accommodate the volume of play. Many of the greens, 83% overall, are underplayed which provides some capacity for expansion in the future should the need arise.

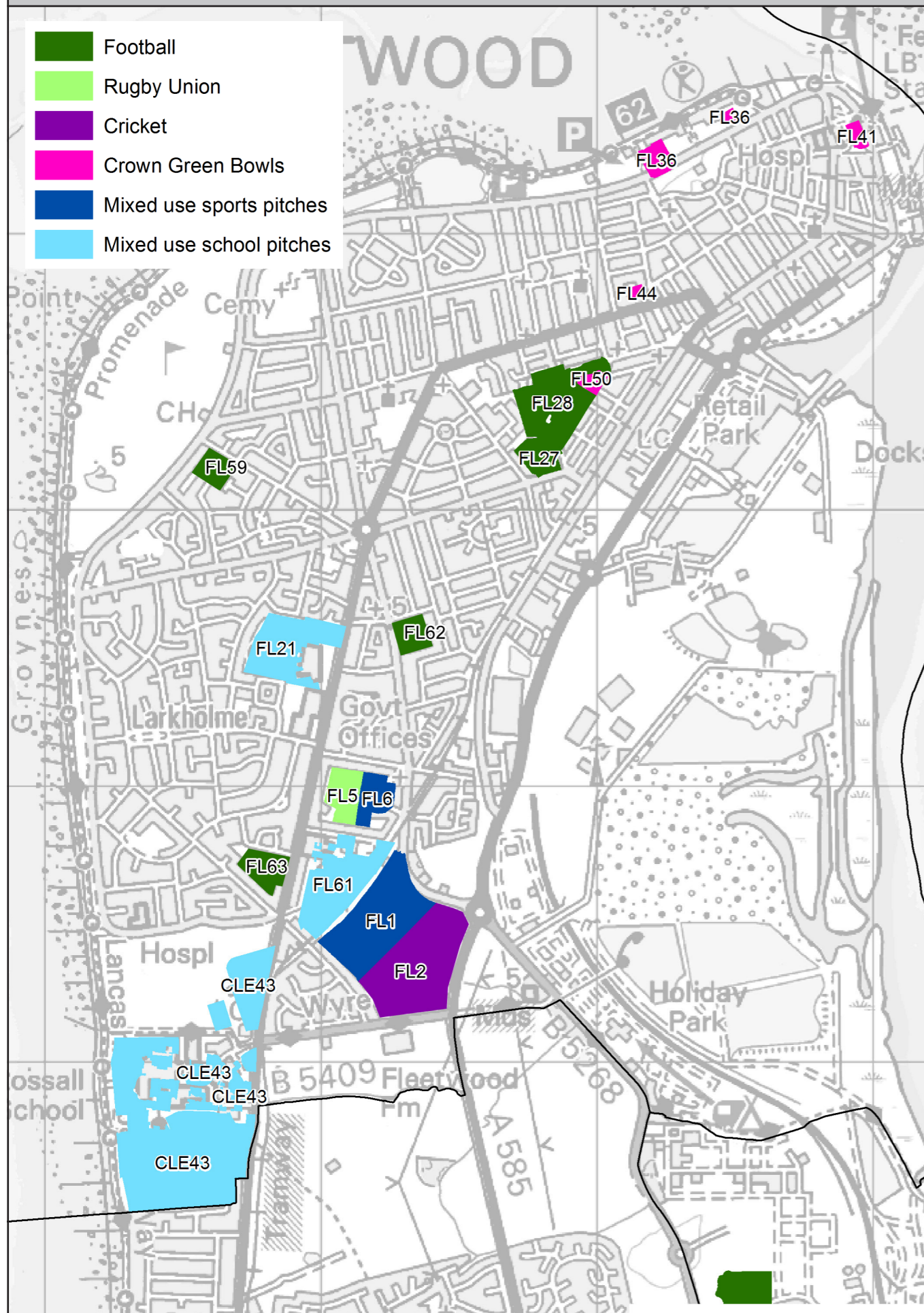


## SECTION 13: ACTION PLAN

# GREEN INFRASTRUCTURE AREA 1: FLEETWOOD ACTION PLAN

## Site Locations

- Football
- Rugby Union
- Cricket
- Crown Green Bowls
- Mixed use sports pitches
- Mixed use school pitches



## Action Plan Summary

AREA	SITE NAME	SPORTS	SITE ID	RECOMMENDATIONS	ACTIONS	TIMESCALE
G11	King George V (Broadwater) Fleetwood	Football, Rugby Union.	FL1	Improvements / Expansion to Changing Accommodation. Improvements to drainage over all pitches. Improvements to management and maintenance regime.	Investigate improved maintenance scheme linked to revised charging scheme. Carry out survey by Sports Pitch Specialist to ascertain condition of current drainage and recommendations for pitch improvements. Short term aim to improve ancillary facilities / changing rooms. Carry out building survey to ascertain condition of current facilities.	Drainage and Maintenance - Short, Changing Facility Improvements - Short
G11	Blackpool & Fylde Nautical College	Cricket	FL2	Maintain current level of maintenance.	No action.	N/A
G11	Fleetwood Rugby Club	Rugby Union.	FL5	Maintain current level of maintenance as minimum. Improve ancillary facilities. Replace AGP.	Make minor amendments to the annual maintenance of pitches. Increase application of fertiliser, seed, sand dressing to 2x a year and chain harrow fortnightly to increase pitch carrying capacity. Improve changing rooms. Resurface AGP.	Maintenance Improvements - Short, Changing Facility Improvements - Long, Replace AGP - Short
G11	Fleetwood Cricket Club	Cricket	FL6	Maintain current level of maintenance.	No action.	N/A
G11	Fleetwood Cricket and Sports Club (Bowling Green)	Crown Green Bowls	FL6	Maintain current level of maintenance.	No action.	N/A
G11	Fleetwood High School	Football, Rugby Union. AGP 3G	FL21	Replace AGP within the next few years as it is 10 years old. Improve drainage over the site.	Carry out survey by Sports Pitch Specialist to ascertain condition of current drainage and recommendations for pitch improvements.	AGP - Medium, Drainage - Medium
G11	Highbury Stadium (Fleetwood Town FC)	Football.	FL27	No recommendations. Pitch is high quality for Football League professional team.	No action.	N/A
G11	Memorial Park	Football.	FL28	Improvements to drainage of pitch area to be investigated.	Carry out survey by Sports Pitch Specialist to ascertain condition of current drainage and recommendations for pitch improvements.	Short
G11	Marine Gardens Bowling Greens	Crown Green Bowls	FL36	Maintain current level of maintenance and provision of two greens adjacent to Marine Hall and one green adjacent to the leisure centre.	Wyre Council to liaise with Bowling Festival Committee.	Re-configure greens - Medium
G11	Fleetwood Bowling Club, The Esplanade	Crown Green Bowls	FL41	Maintain current level of maintenance.	No action.	N/A
G11	Strawberry Gardens Hotel Bowling Club	Crown Green Bowls	FL44	Maintain current level of maintenance on green. Improve paving around green.	Renovate pavilion and paving round green.	Medium
G11	Memorial Park Bowling Greens	Crown Green Bowls	FL50	Maintain current level of maintenance. Improve ancillary facilities.	Investigate reconfiguration of pavilions.	Short
G11	Charles Saer Community Primary School	Football.	FL59	Improvements to pitch quality to allow greater use. Open up facilities for community use.	Carry out survey by Sports Pitch Specialist to ascertain condition of current drainage and recommendations for pitch improvements. Investigate links with local clubs for use of pitches.	Short
G11	Cardinal Allen High School	Football, Cricket.	FL61	Privately maintained, no action.	No action.	N/A
G11	Fleetwood Flakefleet Primary School	Football.	FL62	Improvements to pitch quality to allow greater use. Open up facilities for community use.	Carry out survey by Sports Pitch Specialist to ascertain condition of current drainage and recommendations for pitch improvements. Investigate links with local clubs for use of pitches.	Short
G11	Larkholme Primary School	Football.	FL63	Improvements to pitch quality to allow greater use. Open up facilities for community use.	Carry out survey by Sports Pitch Specialist to ascertain condition of current drainage and recommendations for pitch improvements. Investigate links with local clubs for use of pitches.	Short
G11	Rossall School	Football, Cricket, Rugby Union, AGP, Hockey.	CLE43	Privately maintained, no action.	No action.	N/A

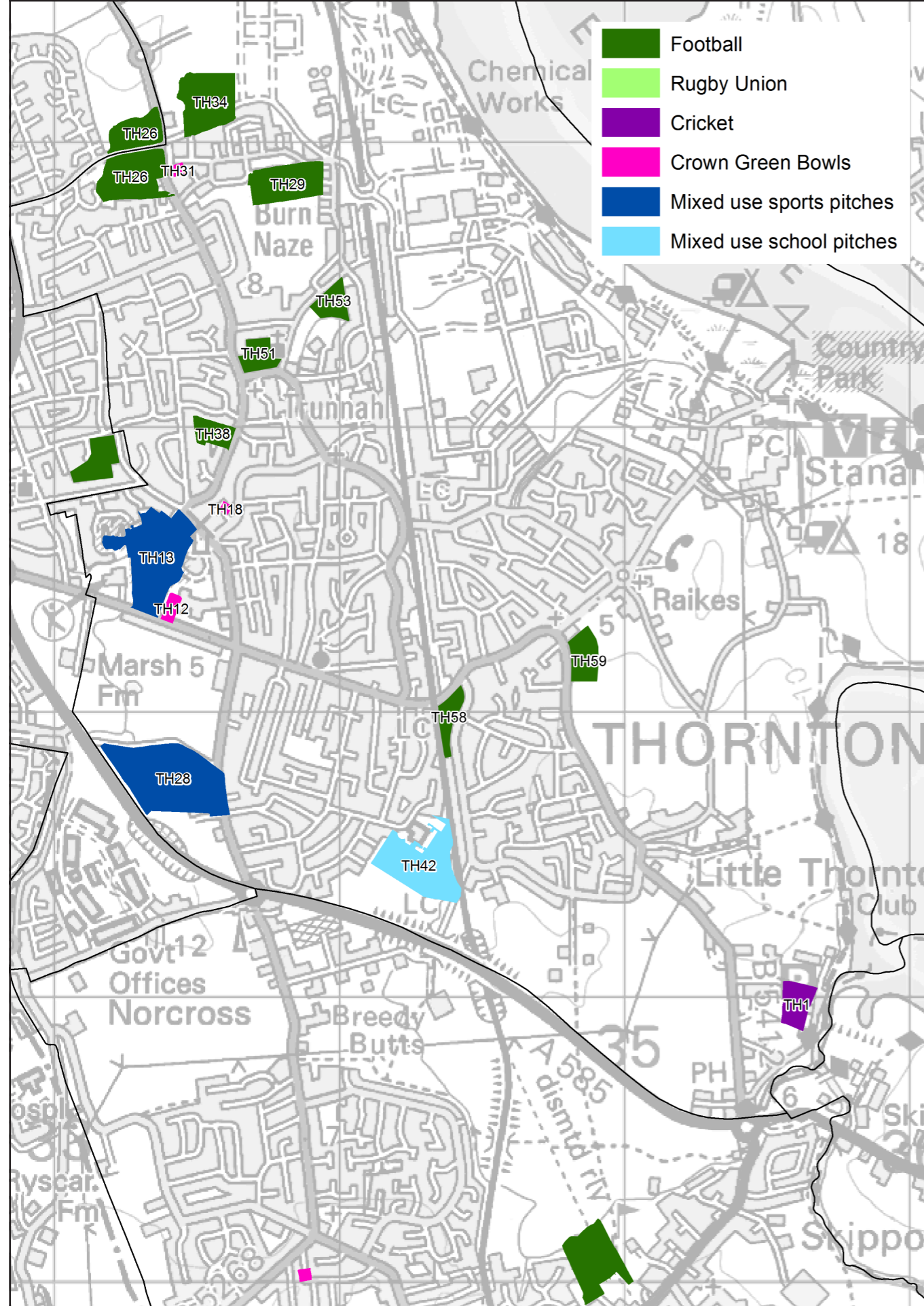
# GREEN INFRASTRUCTURE AREA 1: FLEETWOOD ACTION PLAN

## Detailed Action Plan

AREA	SITE NAME	SPORT	SITE ID	ANCILLARY FACILITIES	IS THE SITE OVERPLAYED?	RECOMMENDATIONS	ACTIONS	PRIORITY	RESPONSIBILITY	DELIVERY MECHANISM	RESOURCE IMPLICATIONS	TIMESCALE	STRATEGIC RECOMMENDATION
G11	King George V (Broadwater) Fleetwood	Football, Rugby Union.	FL1	Informal car parking area. Changing Rooms.	Yes	Improvements / Expansion to Changing Accommodation. Improvements to drainage over all pitches. Improvements to management and maintenance regime.	Investigate improved maintenance scheme linked to revised charging scheme. Carry out survey by Sports Pitch Specialist to ascertain condition of current drainage and recommendations for pitch improvements. Short term aim to improve ancillary facilities / changing rooms. Carry out building survey to ascertain condition of current facilities.	HIGH	Wyre Council	Investigate increase in fees to use site. Look at potential for applying for FA Funding under the Football Foundation.	Increase in demand on maintenance teams, but the increase in fees and changes to management regime on site would help to offset this.	Drainage and Maintenance - Short, Changing Facility Improvements - Short	<b>Protect</b> - Pitches <b>Enhance</b> - Drainage, maintenance and ancillary facilities.
G11	Blackpool & Fylde Nautical College	Cricket	FL2	Car Parking and changing rooms associated with school	Not known	Maintain current level of maintenance.	No action.	N/A	Blackpool & Fylde Nautical College		No implications.	N/A	<b>Protect</b> - Pitches
G11	Fleetwood Rugby Club	Rugby Union.	FL5	Car Parking, Clubhouse with changing rooms, first aid room and bar.	Yes	Maintain current level of maintenance as minimum. Improve ancillary facilities. Replace AGP.	Make minor amendments to the annual maintenance of pitches. Increase application of fertiliser, seed, sand dressing to 2x a year and chain harrow fortnightly. Improve changing rooms. Resurface AGP.	Maintenance - HIGH, AGP replacement - HIGH, Changing rooms - LOW	Fleetwood RFC		No implications.	Maintenance Improvements - Short, Changing Facility Improvements - Long, Replace AGP - Short	<b>Protect</b> - Pitches <b>Enhance</b> - Maintenance, ancillary facilities and AGP.
G11	Fleetwood Cricket Club	Cricket	FL6	Small Car Park. Clubhouse with changing rooms and bar.	No	Maintain current level of maintenance.	No action.	N/A	Fleetwood Cricket Club		No implications.	N/A	<b>Protect</b> - Existing facilities <b>Spare Capacity</b>
G11	Fleetwood Cricket and Sports Club (Bowling Green)	Crown Green Bowls	FL6	Small Car Park. Clubhouse with changing rooms and bar at Sports Club. Pavilion with kitchen and toilets at bowls green.	No	Maintain current level of maintenance.	No action.	N/A	Fleetwood Cricket and Sports Club		No implications.	N/A	<b>Protect</b> - Existing facilities <b>Spare Capacity</b>
G11	Fleetwood High School	Football, Rugby Union. AGP 3G.	FL21	Car Parking, changing rooms associated with School.	Football - No Rugby Union - Yes	Replace AGP within the next few years as it is 10 years old. Improve drainage over the site.	Carry out survey by Sports Pitch Specialist to ascertain condition of current drainage and recommendations for pitch improvements.	MEDIUM	Lancashire County Council	Through LCC funds.	No implications.	AGP - Medium, Drainage - Medium	<b>Protect</b> - Existing facilities <b>Enhance</b> - Drainage and AGP <b>Spare Capacity</b>
G11	Highbury Stadium (Fleetwood Town FC)	Football.	FL27	Small Car Park. Changing rooms, medical rooms, officials changing as part of League 2 club stadium.	No	No recommendations. Pitch is high quality for Football League professional team.	No action.	LOW	Fleetwood Town FC	N/A	No implications.	N/A	<b>Protect</b> - Existing facilities
G11	Memorial Park	Football.	FL28	None and no intention to provide any.	Yes	Improvements to drainage of pitch area to be investigated.	Carry out survey by Sports Pitch Specialist to ascertain condition of current drainage and recommendations for pitch improvements.	HIGH	Wyre Council	To be investigated.	Capital costs and ongoing maintenance.	Short	<b>Protect</b> - Existing facilities <b>Enhance</b> - Drainage
G11	Marine Gardens Bowling Green	Crown Green Bowls	FL36	Car Parking.	No	Maintain current level of maintenance and provision of two greens adjacent to Marine Hall and one green adjacent to the leisure centre.	Wyre Council to liaise with Bowling Festival Committee.	MEDIUM	Wyre Council	Maintenance team change which greens they maintain out of the group of four.	No difference to maintenance budget as same level carried out just on different green.	Re-configure greens - Medium	<b>Protect</b> - Existing facility <b>Enhance</b> - Quality of greens <b>Spare Capacity</b>
G11	Fleetwood Bowling Club, The Esplanade	Crown Green Bowls	FL41	Clubhouse with changing rooms and bar.	No	Maintain current level of maintenance.	No action.	N/A	Fleetwood Bowling Club		No implications.	N/A	<b>Protect</b> - Existing facilities <b>Spare Capacity</b>
G11	Strawberry Gardens Hotel Bowling Club	Crown Green Bowls	FL44	Car Parking, pub, run down pavilion.	No	Maintain current level of maintenance on green. Improve paving around green.	Renovate pavilion and paving round green.	MEDIUM	Strawberry Gardens Hotel / Brewery		No implications.	Medium	<b>Protect</b> - Existing green <b>Enhance</b> - Pavilion / access <b>Spare Capacity</b>
G11	Memorial Park Bowling Greens	Crown Green Bowls	FL50	Two pavilions in poor condition.	No	Maintain current level of maintenance. Improve ancillary facilities.	Investigate reconfiguration of pavilions.	HIGH	Wyre Council	To be investigated	Capital costs and ongoing maintenance.	Short	<b>Protect</b> - Existing greens <b>Enhance</b> - Pavilions <b>Spare Capacity</b>
G11	Charles Saer Community Primary School	Football.	FL59	Car Parking.	No	Improvements to pitch quality to allow greater use. Open up facilities for community use.	Carry out survey by Sports Pitch Specialist to ascertain condition of current drainage and recommendations for pitch improvements. Investigate links with local clubs for use of pitches.	HIGH	Lancashire County Council	Through LCC funds.	No implications	Short	<b>Protect</b> - Existing pitch <b>Enhance</b> - Drainage / maintenance <b>Spare Capacity</b>
G11	Cardinal Allen High School	Football, Cricket.	FL61	Car Parking and changing rooms associated with school	Not known	Privately maintained. No action.	No action.	N/A	Cardinal Allen High School		No implications	N/A	
G11	Fleetwood Flakefleet Primary School	Football.	FL62	Car Parking.	No	Improvements to pitch quality to allow greater use. Open up facilities for community use.	Carry out survey by Sports Pitch Specialist to ascertain condition of current drainage and recommendations for pitch improvements. Investigate links with local clubs for use of pitches.	HIGH	Lancashire County Council	Through LCC funds.	No implications	Short	<b>Protect</b> - Existing pitch <b>Enhance</b> - Drainage / maintenance <b>Spare Capacity</b>
G11	Larkholme Primary School	Football.	FL63	Car Parking.	No	Improvements to pitch quality to allow greater use. Open up facilities for community use.	Carry out survey by Sports Pitch Specialist to ascertain condition of current drainage and recommendations for pitch improvements. Investigate links with local clubs for use of pitches.	HIGH	Lancashire County Council	Through LCC funds.	No implications	Short	<b>Protect</b> - Existing pitch <b>Enhance</b> - Drainage / maintenance <b>Spare Capacity</b>
G11	Rossall School	Football, Cricket, Rugby Union, AGP, Hockey.	CLE43	Car Parking and changing rooms associated with school	Not known	Privately maintained, no action.	No action.	N/A	Rossall School		No implications	N/A	

# GREEN INFRASTRUCTURE AREA 2: THORNTON ACTION PLAN

## Site Locations



## Action Plan Summary

AREA	SITE NAME	SPORT	SITE ID	RECOMMENDATIONS	ACTIONS	TIMESCALE
G12	Thornton Cleveleys Cricket Club	Cricket.	TH1	Make improvements to pitch as per the PQA report carried out by the ECB.	Carry out end of season top dressing of square to improve the rootzone, scarify the pitch at the end of the season and aerate the square several times between Oct and Jan to encourage root development.	Short
G12	Ashdell Bowls Club	Crown Green Bowls.	TH12	Maintain current level of maintenance. Improvements to acillary facilities.	New pavilion to be built.	Short - Medium
G12	Thornton YMCA Leisure Centre (King George Playing Fields)	Football. Rugby Union.	TH13	Improvements to maintenance of pitches. Review existing drainage to ensure it is working efficiently. Review issues of Thornton Cleveleys RUFC lease and loss of clubhouse facilities.	Improve maintenance scheme linked to revised charging regime. Carry out survey by Sports Pitch Specialist to ascertain condition of current drainage and recommendations for pitch improvements. Extend Thornton Cleveleys RUFC lease and review issue of loss of clubhouse facilities.	Short
G12	Gardener's Arms Bowls Club	Crown Green Bowls.	TH18	Maintain current level of maintenance on green. Improve DDA access to site.	Introduce ramps to allow easier access to the green and pavilion.	Medium
G12	Bourne Way North	Football.	TH26	Review use of pitch in light of situation at Bourne Way South.	Review current provision due to loss of ancillary facilities on Bourne Way South and Pitch quality.	Long
G12	Bourne Way South	Football.	TH26	Pitches removed. No recommendations.	No action.	N/A
G12	HASSRA Civil Service Sports Field	Football. Cricket. Crown Green Bowls. AGP Sand Filled.	TH28	Improve AGP. Carry out improvements to square as per PQA from ECB. Football pitch to be maintained at current level.	Upgrade AGP from sand filled to 3G. Aerate square on several occasions between Oct and Jan. Scarify and seed at the end of the season.	AGP - Long. Cricket square - Short
G12	Gamble Road Sports Field	Football.	TH29	Reintroduce pitches as bookable venue. If new Fleetwood Town FC development goes ahead on adjacent site, remove pitches altogether.	Dependant on outcome of Fleetwood Town FC Planning App.	Reintroduce pitches - Short Remove - Short - Medium
G12	NPL Bowls Club	Crown Green Bowls.	TH31	Maintain current level of maintenance.	No action as green and pavilion appear in good condition.	N/A
G12	Thornton Cleveleys FC	Football.	TH34	Maintain current level of maintenance.	Dependant on outcome of Fleetwood Town FC Planning App.	Long
G12	Wyre Juniors FC	Football.	TH38	Maintain current level of maintenance.	Assist Wyre Juniors FC with grants for drainage or a new pavilion.	Medium
G12	Millfield Science and Performing Arts College	Football. Rugby Union. Cricket.	TH42	Cricket square unused last season could be offered to a local club (possibly Thornton Cleveleys CC who have used it in the past) looking to expand junior section. Bring Rugby Union pitch back into use.	Cricket Club that takes on cricket square will need to prepare it prior to use. Carry out survey by Sports Pitch Specialist to ascertain condition of current drainage and recommendations for pitch improvements. Link to local Rugby Union clubs.	Drainage - Medium with help from County Council. Use of Cricket Square - Short
G12	Sacred Heart Catholic Primary School	Football.	TH51	Improvements to pitch quality to allow greater use. Open up facilities for community use.	Carry out survey by Sports Pitch Specialist to ascertain condition of current drainage and recommendations for pitch improvements. Investigate links with local clubs for use of pitches.	Short
G12	Thornton Primary School	Football.	TH53	Improvements to pitch quality to allow greater use. Open up facilities for community use.	Carry out survey by Sports Pitch Specialist to ascertain condition of current drainage and recommendations for pitch improvements. Investigate links with local clubs for use of pitches.	Short
G12	Baines Endowed Primary School	Football.	TH58	Improvements to pitch quality to allow greater use. Open up facilities for community use.	Carry out survey by Sports Pitch Specialist to ascertain condition of current drainage and recommendations for pitch improvements. Investigate links with local clubs for use of pitches.	Short
G12	Stanah County Infants / Junior School	Football.	TH59	Improvements to pitch quality to allow greater use. Open up facilities for community use.	Carry out survey by Sports Pitch Specialist to ascertain condition of current drainage and recommendations for pitch improvements. Investigate links with local clubs for use of pitches.	Short

# GREEN INFRASTRUCTURE AREA 2: THORNTON ACTION PLAN

## Detailed Action Plan

AREA	SITE NAME	SPORT	SITE ID	ANCILLARY FACILITIES	IS THE SITE OVERPLAYED?	RECOMMENDATIONS	ACTIONS	PRIORITY	RESPONSIBILITY	DELIVERY MECHANISM	RESOURCE IMPLICATIONS	TIMESCALE	STRATEGIC RECOMMENDATION
GI2	Thornton Cleveleys Cricket Club	Cricket.	TH1	Clubhouse with changing rooms, toilets and bar.	Yes	Make improvements to pitch as per the PQA report carried out by the ECB.	Carry out end of season top dressing of square to improve the rootzone, scarify the pitch at the end of the season and aerate the square several times between Oct and Jan to encourage root development.	HIGH	Thornton Cleveleys Cricket Club	Through club funds.	No implications.	Short	<b>Protect</b> - Existing facilities <b>Enhance</b> - Maintenance
GI2	Ashdell Bowls Club	Crown Green Bowls.	TH12	Pavilion with kitchen and toilets.	No	Maintain current level of maintenance. Improvements to ancillary facilities.	New pavilion to be built.	MEDIUM	Wyre Council	Grants through English Sports Council or Lottery Fund.	Initial capital outlay to renovate pavilions. May be some Officer time to assist with grant applications.	Short - Medium	<b>Protect</b> - Existing facilities <b>Enhance</b> - Ancillary facilities <b>Spare Capacity</b>
GI2	Thornton YMCA Leisure Centre (King George Playing Fields)	Football. Rugby Union.	TH13	Large Car Park. Leisure centre with changing, showers, toilets and bar.	Yes	Improvements to drainage and maintenance of pitches. Review existing drainage to ensure it is working efficiently. Review issues of Thornton Cleveleys RUFC lease and loss of clubhouse facilities.	Improve maintenance scheme linked to revised charging regime. Carry out survey by Sports Pitch Specialist to ascertain condition of current drainage and recommendations for pitch improvements. Extend Thornton Cleveleys RUFC lease and review issue of loss of clubhouse facilities.	HIGH	Wyre Council	Increase in fee charged to clubs. Grants through FA and Football Foundation, Lottery Fund etc.	Initial capital outlay on vertidrainage / sand slitting. Increase in maintenance costs to carry out annual sand dressing, fertilising, seeding etc.	Short	<b>Protect</b> - Existing facilities <b>Enhance</b> - Drainage and maintenance
GI2	Gardener's Arms Bowls Club	Crown Green Bowls.	TH18	Car Park and Pub.	No	Maintain current level of maintenance on green. Improve DDA access to site.	Introduce ramps to allow easier access to the green and pavilion.	LOW	Gardener's Arms Bowls Club	Through club funds.	No implications.	Medium	<b>Protect</b> - Existing facilities <b>Enhance</b> - Improved access <b>Spare Capacity</b>
GI2	Bourne Way North	Football.	TH26	Changing rooms and small car park adjacent to the Bourne Poacher Pub on other side of road, which will be removed as part of redevelopment of Bourne Way South site.	Unknown	Review use of pitch in light of situation at Bourne Way South.	Review current provision due to loss of ancillary facilities on Bourne Way South and Pitch quality.	LOW	Wyre Council			Long	Short term - look at outcome of Planning Application for Bourne Way South. If unsuccessful, long term examination of improvements to drainage, management and need for ancillary facilities. If successful, long term remove pitch
GI2	Bourne Way South	Football.	TH26			Pitches removed. No recommendations.	No action.					N/A	
GI2	HASSRA Civil Service Sports Field	Football. Cricket. Crown Green Bowls. AGP Sand Filled.	TH28	Pavilions with changing rooms, toilets etc for football, cricket and bowls. Pavilion next to AGP. Two small areas for car parking.	Cricket - Yes Football - No Bowls - No	Improve AGP. Carry out improvements to square as per PQA from ECB. Football pitch to be maintained at current level.	Upgrade AGP from sand filled to 3G. Aerate square on several occasions between Oct and Jan. Scarify and seed at the end of the season.	AGP - LOW, Cricket square improvements - HIGH	HASSRA	Through HASSRA funds. Norcross Cricket Club funds.	No implications.	AGP - Long, Cricket square - Short	<b>Protect</b> - Existing facilities <b>Enhance</b> - Maintenance and AGP <b>Spare Capacity</b>
GI2	Gamble Road Sports Field	Football.	TH29	None bar a shipping container lock up to store the goals.	No	Reintroduce pitches as bookable venue. If new Fleetwood Town FC development goes ahead on adjacent site, remove pitches altogether.	Dependant on outcome of Fleetwood Town FC Planning App.	LOW	To be investigated			Reintroduce pitches - Short Remove - Short - Medium	Short term - review outcome of Fleetwood Town FC Planning App. If unsuccessful, long term look at improvements to drainage and management. <b>Spare Capacity</b>
GI2	NPL Bowls Club	Crown Green Bowls.	TH31	Pavilion with kitchen and toilets. Small car park.	Yes	Maintain current level of maintenance.	No action.	LOW	NPL Bowls Club	Through club funds.	No implications.	N/A	<b>Protect</b> - Existing facilities
GI2	Thornton Cleveleys FC	Football.	TH34	Clubhouse with changing rooms, toilets and bar. Car Park.	Yes	Maintain current level of maintenance.	Dependant on outcome of Fleetwood Town FC Planning App.	LOW	Thornton Cleveleys FC	Through club funds.	No implications.	Long	Short term - review outcome of Fleetwood Town FC Planning App.
GI2	Wyre Juniors FC	Football.	TH38	Makeshift pavilion in poor condition.	Played to capacity	Maintain current level of maintenance. Improvements to ancillary facilities and drainage.	Assist Wyre Juniors FC with grants for drainage or a new pavilion.	MEDIUM	Wyre Juniors FC	Through club funds. Grants through FA and Football Foundation, Lottery Fund etc.	Officer time to assist with grant applications.	Medium	<b>Protect</b> - Existing facilities <b>Enhance</b> - Ancillary facilities <b>Spare Capacity</b>
GI2	Millfield Science and Performing Arts College	Football. Rugby Union. Cricket.	TH42	Changing rooms, toilets and showers and car park as part of wider school complex.	Football - No Rugby - Played to capacity Cricket - No	Cricket square unused last season could be offered to a local club (possibly Thornton Cleveleys CC who have used it in the past) looking to expand junior section. Bring Rugby Union pitch back into use.	Cricket Club that takes on cricket square will need to prepare it prior to use. Carry out survey by Sports Pitch Specialist to ascertain condition of current drainage and recommendations for pitch improvements. Link to local Rugby union clubs.	MEDIUM	Lancashire County Council / Thornton Cleveleys CC	Through County Council funding. Through club funds.	No implications.	Drainage - Medium with help from County Council. Use of Cricket Square - Short	<b>Protect</b> - Existing facilities <b>Enhance</b> - Drainage, cricket square and pitch layout <b>Spare Capacity</b>
GI2	Sacred Heart Catholic Primary School	Football.	TH51	Car Parking.	No	Improvements to pitch quality to allow greater use. Open up facilities for community use.	Carry out survey by Sports Pitch Specialist to ascertain condition of current drainage and recommendations for pitch improvements. Investigate links with local clubs for use of pitches.	HIGH	Lancashire County Council	Through LCC funds.	No implications	Short	<b>Protect</b> - Existing pitch <b>Enhance</b> - Drainage / maintenance <b>Spare Capacity</b>
GI2	Thornton Primary School	Football.	TH53	Car Parking.	No	Improvements to pitch quality to allow greater use. Open up facilities for community use.	Carry out survey by Sports Pitch Specialist to ascertain condition of current drainage and recommendations for pitch improvements. Investigate links with local clubs for use of pitches.	HIGH	Lancashire County Council	Through LCC funds.	No implications	Short	<b>Protect</b> - Existing pitch <b>Enhance</b> - Drainage / maintenance <b>Spare Capacity</b>
GI2	Baines Endowed Primary School	Football.	TH58	Car Parking.	No	Improvements to pitch quality to allow greater use. Open up facilities for community use.	Carry out survey by Sports Pitch Specialist to ascertain condition of current drainage and recommendations for pitch improvements. Investigate links with local clubs for use of pitches.	HIGH	Lancashire County Council	Through LCC funds.	No implications	Short	<b>Protect</b> - Existing pitch <b>Enhance</b> - Drainage / maintenance <b>Spare Capacity</b>
GI2	Stanah County Infants / Junior School	Football.	TH59	Car Parking.	No	Improvements to pitch quality to allow greater use. Open up facilities for community use.	Carry out survey by Sports Pitch Specialist to ascertain condition of current drainage and recommendations for pitch improvements. Investigate links with local clubs for use of pitches.	HIGH	Lancashire County Council	Through LCC funds.	No implications	Short	<b>Protect</b> - Existing pitch <b>Enhance</b> - Drainage / maintenance <b>Spare Capacity</b>

# GREEN INFRASTRUCTURE AREA 3: CLEVELEYS ACTION PLAN

Site Locations	Action Plan Summary						
	AREA	SITE NAME	SPORT	SITE ID	RECOMMENDATIONS	ACTIONS	TIMESCALE
	G13	Cleveleys Park Bowling Club	Crown Green Bowls	CLE6	Maintain at current level.	Maintained by club, no action.	N/A
	G13	North Drive Bowling Green	Crown Green Bowls	CLE7	Review level of provision.	Review level of provision in accordance with alternative facilities.	Short
	G13	Manor Beach Primary School	Football.	CLE27	Improvements to pitch quality to allow greater use. Open up facilities for community use.	Carry out survey by Sports Pitch Specialist to ascertain condition of current drainage and recommendations for pitch improvements. Investigate links with local clubs for use of pitches.	Short
	G13	Jubilee Gardens Bowling Club	Crown Green Bowls	CLE29	Maintain at current level.	Maintained by club but owned by Council. Provide assistance to improve facilities where possible.	Short
	G13	Cleveleys Working Mens Club Bowling Club	Crown Green Bowls	CLE34	Maintain at current level.	Maintained by club, no action.	N/A
	G13	Northfold Community Primary School	Football.	CLE35	Improvements to pitch quality to allow greater use. Open up facilities for community use.	Carry out survey by Sports Pitch Specialist to ascertain condition of current drainage and recommendations for pitch improvements. Investigate links with local clubs for use of pitches.	Short
	G13	Royles Brook Primary School	Football.	TH57	Improvements to pitch quality to allow greater use. Open up facilities for community use.	Carry out survey by Sports Pitch Specialist to ascertain condition of current drainage and recommendations for pitch improvements. Investigate links with local clubs for use of pitches.	Short

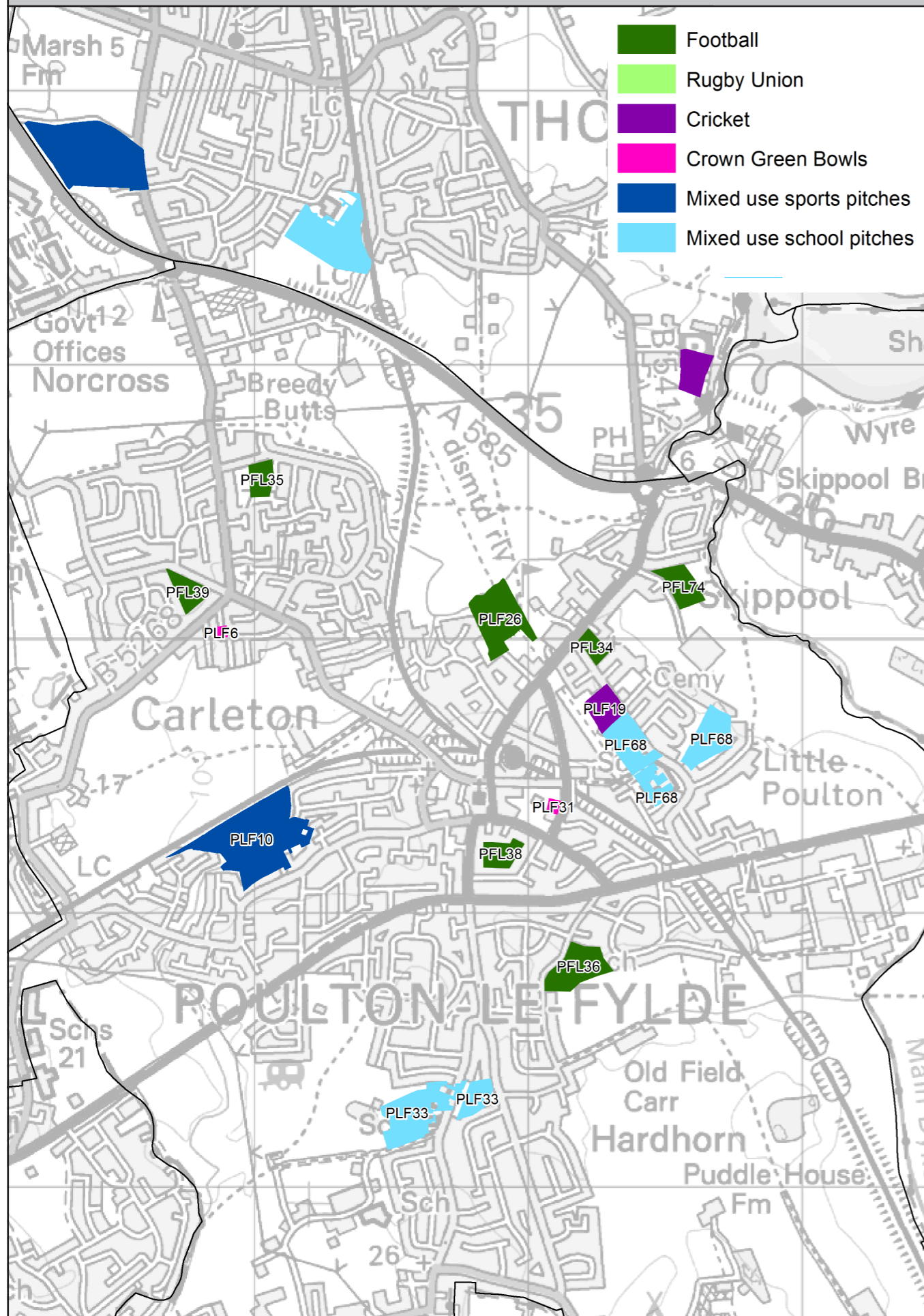
# GREEN INFRASTRUCTURE AREA 3: CLEVELEYS ACTION PLAN

## Detailed Action Plan

AREA	SITE NAME	SPORT	SITE ID	ANCILLARY FACILITIES	IS THE SITE OVERPLAYED?	RECOMMENDATIONS	ACTIONS	PRIORITY	RESPONSIBILITY	DELIVERY MECHANISM	RESOURCE IMPLICATIONS	TIMESCALE	STRATEGIC RECOMMENDATION
G13	Cleveleys Park Bowling Club	Crown Green Bowls	CLE6	Car Parking, pavilion with kitchen and pub adjacent.	Yes	Maintain at current level.	Maintained by club, no action.	N/A	Cleveleys Park Bowling Club	N/A	No implications	N/A	Protect - Existing facilities
G13	North Drive Bowling Green	Crown Green Bowls	CLE7	Car Parking, Pavilion with kitchen and toilets.	No	Review level of provision.	Review level of provision in accordance with alternative facilities.	HIGH	Wyre Council	N/A	No implications	Short	Protect - Existing facilities Spare Capacity
G13	Manor Beach Primary School	Football.	CLE27	Car Parking.	No	Improvements to pitch quality to allow greater use. Open up facilities for community use.	Carry out survey by Sports Pitch Specialist to ascertain condition of current drainage and recommendations for pitch improvements. Investigate links with local clubs for use of pitches.	HIGH	Lancashire County Council	Through LCC funds.	No implications	Short	Protect - Existing pitch Enhance - Drainage / maintenance Spare Capacity
G13	Jubilee Gardens Bowling Club	Crown Green Bowls	CLE29	Pavilion with kitchen and toilet. Car Parking adjacent in public car park.	No	Maintain at current level.	Maintained by club but owned by Council. Provide assistance to improve facilities where possible.	HIGH	Wyre Council / Jubilee Gardens Bowling Club	Grants through English Sports Council or Lottery Fund.	May be some Officer time to assist with grant applications etc. No implication for Maintenance team.	Short	Protect - Existing facilities Enhance - Pavilion Spare Capacity
G13	Cleveleys Working Mens Club Bowling Club	Crown Green Bowls	CLE34	Car Parking, changing rooms and bar.	Yes	Maintain at current level.	Maintained by club, no action.	N/A	Cleveleys Working Mens Club Bowling Club	N/A	No implications	N/A	Protect - Existing facilities
G13	Northfold Community Primary School	Football.	CLE35	Car Parking.	No	Improvements to pitch quality to allow greater use. Open up facilities for community use.	Carry out survey by Sports Pitch Specialist to ascertain condition of current drainage and recommendations for pitch improvements. Investigate links with local clubs for use of pitches.	HIGH	Lancashire County Council	Through LCC funds.	No implications	Short	Protect - Existing pitch Enhance - Drainage / maintenance Spare Capacity
G13	Royles Brook Primary School	Football.	TH57	Car Parking.	No	Improvements to pitch quality to allow greater use. Open up facilities for community use.	Carry out survey by Sports Pitch Specialist to ascertain condition of current drainage and recommendations for pitch improvements. Investigate links with local clubs for use of pitches.	HIGH	Lancashire County Council	Through LCC funds.	No implication	Short	Protect - Existing pitch Enhance - Drainage / maintenance Spare Capacity

# GREEN INFRASTRUCTURE AREA 4: POULTON LE FYLDE ACTION PLAN

## Site Locations



## Action Plan Summary

AREA	SITE NAME	SPORT	SITE ID	RECOMMENDATIONS	ACTIONS	TIMESCALE
G14	Carleton Bowls Club	Crown Green Bowls.	PLF6	Maintain green at current level.	Maintained by club, no action.	N/A
G14	Cottam Hall Playing Fields	Football. Cricket.	PLF10	Improvements to drainage and maintenance regime. Improvements to ancillary facilities. Aim to make Cottam Hall a main hub for sports in the GI Area. Concentrate maintenance at this site.	Investigate improved maintenance scheme linked to revised charging regime. Carry out survey by Sports Pitch Specialist to ascertain condition of current drainage and recommendations for pitch improvements. Short term aim to improve ancillary facilities / changing rooms following building survey recommendations.	Short
G14	Fylde Cricket Club	Cricket.	PLF19	Carry out improvements to square as per PQA from ECB.	Increase pH through use of calcified seaweed after autumn renovation. Aerate square on several occasions between Oct and Jan. Carry out end of season top dressing of square to improve rootzone. Scarify and seed at the end of the season.	Short
G14	Civic Centre Playing Fields	Football.	PLF26	Improvements to drainage and maintenance regime. Improvements to ancillary facilities. Additional mini soccer pitch.	Carry out survey by Sports Pitch Specialist to ascertain condition of current drainage and recommendations for pitch improvements. Improve changing facilities following building survey recommendations. Review current pitch layout to provide additional mini soccer pitch.	Drainage - Short Changing Facilities - Medium
G14	Jean Stansfield Memorial Park Bowls Club	Crown Green Bowls.	PLF31	Maintain green at current level. Improve ancillary facilities.	Improvements to pavilion following building survey recommendations.	Long
G14	Baines School	Football. Rugby Union. Cricket. AGP Sand Filled.	PLF33	Improve drainage and maintenance over pitches. Introduction of SUDS scheme. Replace AGP.	Carry out survey by Sports Pitch Specialist to ascertain condition of current drainage and recommendations for pitch improvements.	Medium
G14	St Johns Catholic Primary School	Football.	PLF34	Improvements to pitch quality to allow greater use.	Carry out survey by Sports Pitch Specialist to ascertain condition of current drainage and recommendations for pitch improvements.	Short
G14	Carleton Green Community Primary School	Football.	PLF35	Improvements to pitch quality to allow greater use. Open up facilities for community use.	Carry out survey by Sports Pitch Specialist to ascertain condition of current drainage and recommendations for pitch improvements. Investigate links with local clubs for use of pitches.	Short
G14	Carr Head Primary School	Football.	PLF36	Improvements to pitch quality to allow greater use.	Carry out survey by Sports Pitch Specialist to ascertain condition of current drainage and recommendations for pitch improvements.	Short
G14	Poulton le Fylde St Chad's CofE Primary School	Football.	PLF38	Improvements to pitch quality to allow greater use. Open up facilities for community use.	Carry out survey by Sports Pitch Specialist to ascertain condition of current drainage and recommendations for pitch improvements. Investigate links with local clubs for use of pitches.	Short
G14	St Hilda's CofE Primary School	Football.	PLF39	Improvements to pitch quality to allow greater use. Open up facilities for community use.	Carry out survey by Sports Pitch Specialist to ascertain condition of current drainage and recommendations for pitch improvements. Investigate links with local clubs for use of pitches.	Short
G14	Hodgson Academy	Football. Rugby Union. Cricket.	PLF68	Improve drainage around cricket and rugby pitch. Introduction of SUDS scheme. Improve maintenance over pitches.	Carry out survey by Sports Pitch Specialist to ascertain condition of current drainage and recommendations for pitch improvements.	Medium
G14	Breck Primary School	Football.	PLF74	Improvements to pitch quality to allow greater use. Open up facilities for community use.	Carry out survey by Sports Pitch Specialist to ascertain condition of current drainage and recommendations for pitch improvements. Investigate links with local clubs for use of pitches.	Short



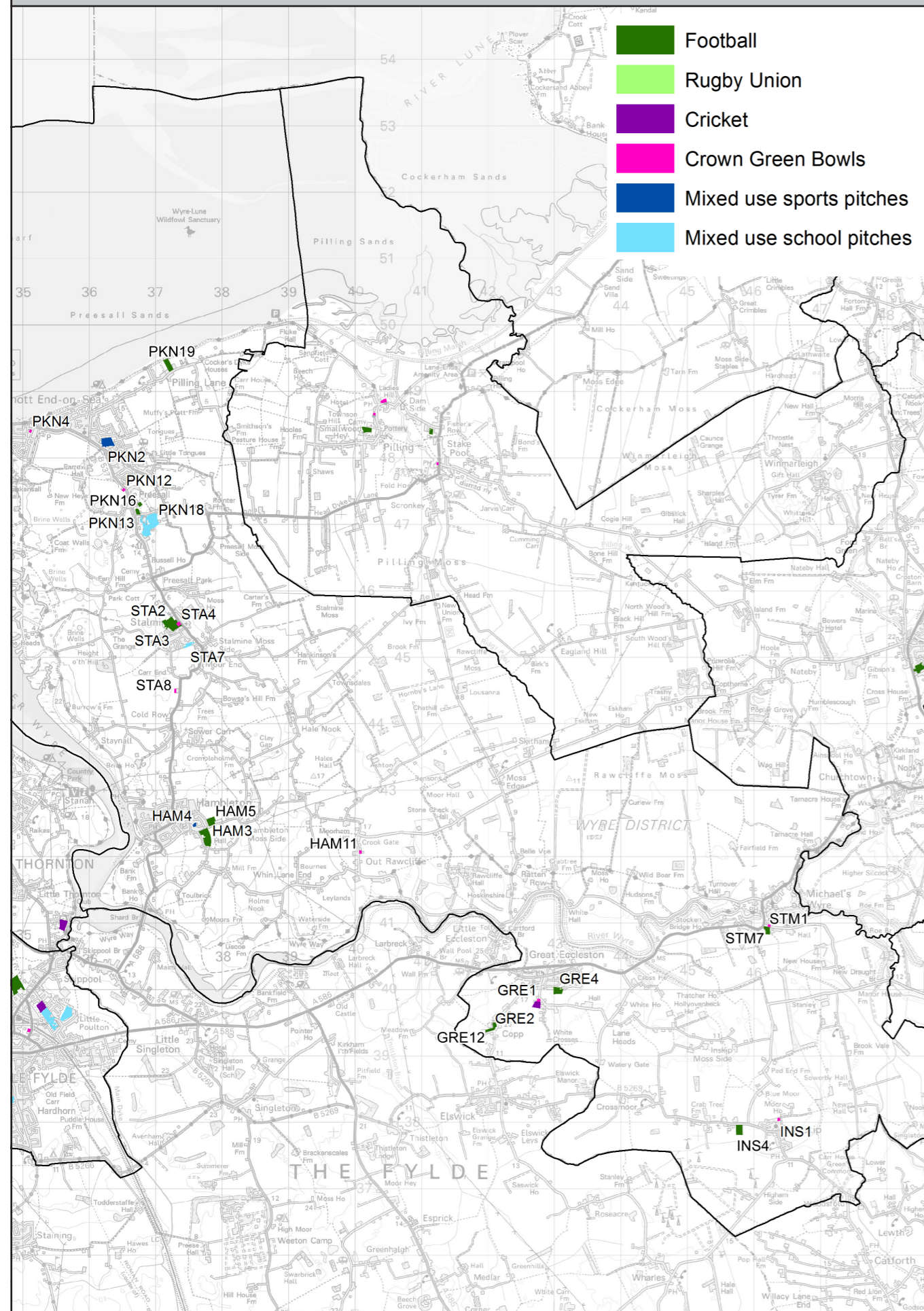
# GREEN INFRASTRUCTURE AREA 4: POULTON LE FYLDE ACTION PLAN

## Detailed Action Plan

AREA	SITE NAME	SPORT	SITE ID	ANCILLARY FACILITIES	IS THE SITE OVERPLAYED?	RECOMMENDATIONS	ACTIONS	PRIORITY	RESPONSIBILITY	DELIVERY MECHANISM	RESOURCE IMPLICATIONS	TIMESCALE	STRATEGIC RECOMMENDATION
GI4	Careltan Bowls Club	Crown Green Bowls.	PLF6	On street parking, clubhouse with changing rooms, toilets and bar.	No	Maintain green at current level.	Maintained by club, no action.	LOW	Careltan Bowls Club	Through Club funds.	No implications.	N/A	<b>Protect</b> - Existing facilities <b>Spare Capacity</b>
GI4	Cottam Hall Playing Fields	Football. Cricket.	PLF10	Car Parking, Changing rooms with toilets.	Football - Yes Cricket - Yes	Improvements to drainage and maintenance regime. Improvements to ancillary facilities. Aim to make Cottam Hall a main hub for sports in the GI Area. Concentrate maintenance at this site.	Investigate improved maintenance scheme linked to revised charging regime Carry out survey by Sports Pitch Specialist to ascertain condition of current drainage and recommendations for pitch improvements. Short term aim to improve ancillary facilities / changing rooms following building survey recommendations.	HIGH	Wyre Council. One pitch maintained by Poulton FC	Through Wyre Council Maintenance Team. Grants from FA and Football Foundation for changing rooms. Increase in fee charged for team who use the facility.	Increase in cost of maintenance, may be offset by increase in fee charged to maintain the site. Officer time to help apply for grants.	Short	<b>Protect</b> - Existing facilities <b>Enhance</b> - Drainage, maintenance and ancillary facilities
GI4	Fylde Cricket Club	Cricket.	PLF19	Small Car Park, Changing rooms with toilets and bar.	Yes	Carry out improvements to square as per PQA from ECB.	Increase pH through use of calcified seaweed after autumn renovation. Aerate square on several occasions between Oct and Jan. Carry out end of season top dressing of square to improve rootzone. Scarify and seed at the end of the season.	HIGH	Fylde Cricket Club	Through Club funds.	No implications.	Short	<b>Protect</b> - Existing facilities <b>Enhance</b> - Maintenance
GI4	Civic Centre Playing Fields	Football.	PLF26	Car Parking, Changing rooms with toilets.	Yes	Improvements to drainage and maintenance regime. Improvements to ancillary facilities. Additional mini soccer pitch.	Carry out survey by Sports Pitch Specialist to ascertain condition of current drainage and recommendations for pitch improvements. Improve changing facilities following building survey recommendations. Review current pitch layout to provide additional mini soccer pitch.	HIGH / MEDIUM	Wyre Council	Through Wyre Council Maintenance Team. Grants from FA and Football Foundation for changing rooms. Increase in fee charged for team who use the facility.	Increase in cost of maintenance, may be offset by increase in fee charged to maintain the site. Officer time to help apply for grants.	Drainage - Short Changing Facilities - Medium	<b>Protect</b> - Existing facilities <b>Enhance</b> - Drainage, maintenance and ancillary facilities
GI4	Jean Stansfield Memorial Park Bowls Club	Crown Green Bowls.	PLF31	Small Car Park, Pavilion with kitchen and toilets.	No	Maintain green at current level. Improve ancillary facilities.	Improvements to pavilion following building survey recommendations.	LOW	Wyre Council	Through Club funds. Grants from English Sports Council or Lottery Fund.	May be some Officer time to help support grant applications.	Long	<b>Protect</b> - Existing facilities <b>Enhance</b> - Ancillary facilities <b>Spare Capacity</b>
GI4	Baines School	Football. Rugby Union. AGP Sand Filled.	PLF33	Car Parking, Changing rooms and toilets associated with School.	Football - No Rugby Union - Yes	Improve drainage and maintenance over pitches. Introduction of SUDS scheme. Replace AGP.	Carry out survey by Sports Pitch Specialist to ascertain condition of current drainage and recommendations for pitch improvements.	MEDIUM	Lancashire County Council	Through LCC funds.	No implications.	Medium	<b>Protect</b> - Existing pitches <b>Enhance</b> - Drainage, maintenance and AGP <b>Spare Capacity</b>
GI4	St Johns Catholic Primary School	Football.	PLF34	Car Parking.	No	Improvements to pitch quality to allow greater use.	Carry out survey by Sports Pitch Specialist to ascertain condition of current drainage and recommendations for pitch improvements.	HIGH	Lancashire County Council	Through LCC funds.	No implications	Short	<b>Protect</b> - Existing pitch <b>Enhance</b> - Drainage / maintenance
GI4	Careltan Green Community Primary School	Football.	PLF35	Car Parking.	No	Improvements to pitch quality to allow greater use. Open up facilities for community use.	Carry out survey by Sports Pitch Specialist to ascertain condition of current drainage and recommendations for pitch improvements. Investigate links with local clubs for use of pitches.	HIGH	Lancashire County Council	Through LCC funds.	No implications	Short	<b>Protect</b> - Existing pitch <b>Enhance</b> - Drainage / maintenance <b>Spare Capacity</b>
GI4	Carr Head Primary School	Football.	PLF36	Car Parking.	No	Improvements to pitch quality to allow greater use.	Carry out survey by Sports Pitch Specialist to ascertain condition of current drainage and recommendations for pitch improvements.	HIGH	Lancashire County Council	Through LCC funds.	No implications	Short	<b>Protect</b> - Existing pitch <b>Enhance</b> - Drainage / maintenance
GI4	Poulton le Fylde St Chad's CofE Primary School	Football.	PLF38	Car Parking.	No	Improvements to pitch quality to allow greater use. Open up facilities for community use.	Carry out survey by Sports Pitch Specialist to ascertain condition of current drainage and recommendations for pitch improvements. Investigate links with local clubs for use of pitches.	HIGH	Lancashire County Council	Through LCC funds.	No implications	Short	<b>Protect</b> - Existing pitch <b>Enhance</b> - Drainage / maintenance <b>Spare Capacity</b>
GI4	St Hilda's CofE Primary School	Football.	PLF39	Car Parking.	No	Improvements to pitch quality to allow greater use. Open up facilities for community use.	Carry out survey by Sports Pitch Specialist to ascertain condition of current drainage and recommendations for pitch improvements. Investigate links with local clubs for use of pitches.	HIGH	Lancashire County Council	Through LCC funds.	No implications	Short	<b>Protect</b> - Existing pitch <b>Enhance</b> - Drainage / maintenance <b>Spare Capacity</b>
GI4	Hodgson Academy	Football. Rugby Union. Cricket.	PLF68	Car Parking, Changing rooms and toilets associated with School.	Football - No Rugby Union - Yes	Improve drainage around cricket and rugby pitch. Introduction of SUDS scheme. Improve maintenance over pitches.	Carry out survey by Sports Pitch Specialist to ascertain condition of current drainage and recommendations for pitch improvements.	MEDIUM	Lancashire County Council	Through LCC funds.	No implications.	Medium	<b>Protect</b> - Existing pitches <b>Enhance</b> - Drainage and maintenance <b>Spare Capacity</b>
GI4	Breck Primary School	Football.	PLF74	Car Parking.	No	Improvements to pitch quality to allow greater use. Open up facilities for community use.	Carry out survey by Sports Pitch Specialist to ascertain condition of current drainage and recommendations for pitch improvements. Investigate links with local clubs for use of pitches.	HIGH	Lancashire County Council	Through LCC funds.	No implications	Short	<b>Protect</b> - Existing pitch <b>Enhance</b> - Drainage / maintenance <b>Spare Capacity</b>

# GREEN INFRASTRUCTURE AREA 5: RURAL PLAIN ACTION PLAN 1 OF 2

## Site Locations



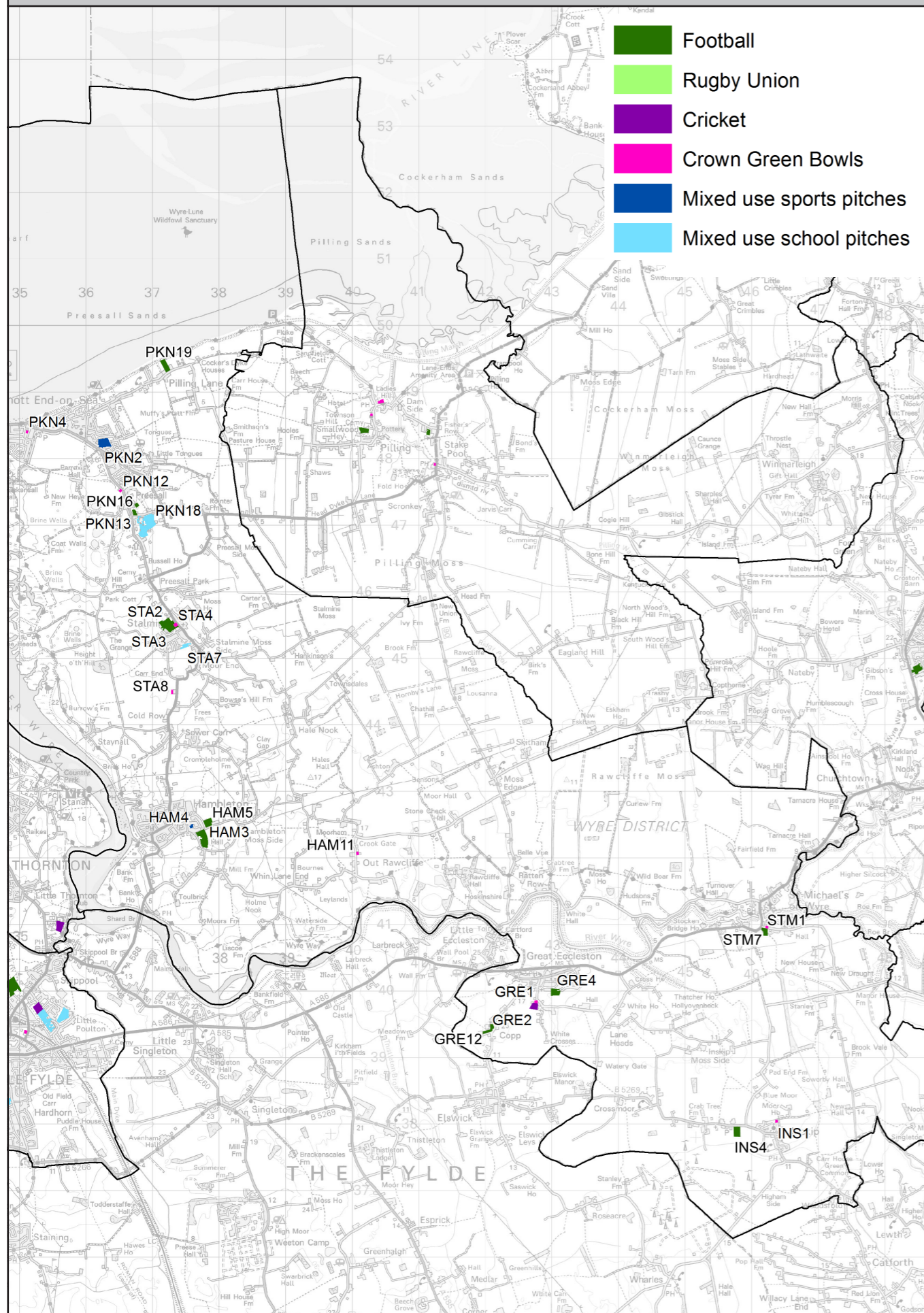
## Action Plan Summary

AREA	SITE NAME	SPORT	SITE ID	RECOMMENDATIONS	ACTIONS	TIMESCALE
GI5	Great Eccleston Bowls Club	Crown Green Bowls.	GRE1	Maintain at current level.	No action.	N/A
GI5	Great Eccleston Cricket Club	Cricket.	GRE2	Carry out improvements to square as per PQA from ECB.	Increase pH through use of calcified seaweed after autumn renovation. Aerate square on several occasions between Oct and Jan. Carry out end of season top dressing of square to improve rootzone. Scarify and seed at the end of the season.	Short
GI5	Great Eccleston Recreation Ground	None.	GRE4	Former site of football pitch. No evidence to suggest demand for reinstatement of this pitch. Leave as is.	Retain as area of open space.	Short
GI5	Copp CofE Primary School	Football.	GRE12	Improvements to pitch quality to allow greater use. Open up facilities for community use.	Carry out survey by Sports Pitch Specialist to ascertain condition of current drainage and recommendations for pitch improvements. Investigate links with local clubs for use of pitches.	Short
GI5	Bob Williamson Park	Football.	HAM3	Improvements to drainage to be investigated.	Carry out survey by Sports Pitch Specialist to ascertain recommendations for pitch improvements. Link to local clubs.	Short
GI5	Hambleton Sports and Social Club	Crown Green Bowls.	HAM4	Improve DDA access facilities to the site.	Offer design services and assistance for grants to improve DDA access.	Short
GI5	Hambleton Primary Academy	Football.	HAM5	Improvements to pitch quality to allow greater use. Open up facilities for community use.	Carry out survey by Sports Pitch Specialist to ascertain condition of current drainage and recommendations for pitch improvements. Investigate links with local clubs for use of pitches.	Short
GI5	Out Rawcliffe	Crown Green Bowls.	HAM11	Maintain at current level.	No action.	N/A
GI5	Inskip Subscription Bowls Club	Crown Green Bowls.	INS1	Maintain at current level.	No action.	N/A
GI5	Inskip St Peter's CofE Voluntary Primary School	Football.	INS4	Improvements to pitch quality to allow greater use. Open up facilities for community use.	Carry out survey by Sports Pitch Specialist to ascertain condition of current drainage and recommendations for pitch improvements. Investigate links with local clubs for use of pitches.	Short
GI5	Preesall Park	Football.	PKN2	Pitches of poor quality and very uneven. Work required to improve quality with seeding, fertiliser, infilling holes. Potential to adjust pitch layout to provide 3no. Mini soccer pitches and 1no. Senior pitch (with 9v9 marked out over it) or 2no. Mini, 1no. Senior and 1no. 9v9. This would allow the mini pitches to be rotated and give increased use for local teams. Improve changing facilities.	Adjust pitch layout to maximise potential of site. Carry out survey by Sports Pitch Specialist to ascertain condition of current drainage and recommendations for pitch improvements. Renovate changing facilities following recommendations from building survey. Increase in fee charged for increase in maintenance and improvement of facilities.	Pitch layout - Short. Maintenance - Short. Drainage Improvements - Medium. Changing Facilities - Medium.
GI5	Knott End Working Mens Club Bowls Club	Crown Green Bowls.	PKN4	Maintain at current level.	No action.	N/A
GI5	Preesall Bowls Club	Crown Green Bowls.	PKN12	Improve DDA access facilities to the site and car parking.	Widen gated access to site. Provide ramps into pavilion. Long term aim to resurface car park.	Improve DDA Access - Short. Improve Car Park - Long.
GI5	Park Lane	Football.	PKN13	Maintain at current level.	No action.	N/A

# GREEN INFRASTRUCTURE AREA 5: RURAL PLAIN ACTION PLAN 2 OF 2

## Site Locations

- Football
- Rugby Union
- Cricket
- Crown Green Bowls
- Mixed use sports pitches
- Mixed use school pitches



## Action Plan Summary

AREA	SITE NAME	SPORT	SITE ID	RECOMMENDATIONS	ACTIONS	TIMESCALE
GI5	Preesall Fleetwood's Charity CofE Primary School	Football.	PKN16	Improvements to pitch quality to allow greater use. Open up facilities for community use.	Carry out survey by Sports Pitch Specialist to ascertain condition of current drainage and recommendations for pitch improvements. Investigate links with local clubs for use of pitches.	Short
GI5	St Aidan's CofE Technology College	Football, Rugby Union and Cricket	PKN18	Maintain at current level.	Link to local clubs.	Long
GI5	Carter's Charity (VC) Primary	Football.	PKN19	Improvements to pitch quality to allow greater use. Open up facilities for community use.	Carry out survey by Sports Pitch Specialist to ascertain condition of current drainage and recommendations for pitch improvements. Investigate links with local clubs for use of pitches.	Short
GI5	Hall Gate Park (Wyre Villa FC)	Football.	STA2	Continue maintenance at current level as a minimum. Carry out survey by Sports Pitch Specialist to ascertain condition of current drainage and recommendations for pitch improvements.	No action.	Short
GI5	Stalmine Playing Field	Football.	STA3	Reinstate mini soccer pitch.	Reinstate pitch for use by local teams.	Short
GI5	Hall Gate Lane Bowling Green	Crown Green Bowls.	STA4	Maintain at current level.	Green and facilities in good condition despite over playing. No action.	N/A
GI5	Stalmine Primary School	Football.	STA7	Improvements to pitch quality to allow greater use. Open up facilities for community use.	Carry out survey by Sports Pitch Specialist to ascertain condition of current drainage and recommendations for pitch improvements. Investigate links with local clubs for use of pitches.	Short
GI5	Carr Lane	Crown Green Bowls.	STA8	Improve maintenance of green and improve pavillion.	Introduce maintenance regime to match other clubs in area. Improve pavillion. Assist club in securing grants where possible from English Sports Council or Lottery fund.	Short
GI5	St Michaels On Wyre Bowling Club	Crown Green Bowls.	STM1	Improve DDA access facilities to the site.	Widen gated access to site. Provide ramps into pavillion.	Short
GI5	St Michaels On Wyre Primary School	Football.	STM7	Improvements to pitch quality to allow greater use. Open up facilities for community use.	Carry out survey by Sports Pitch Specialist to ascertain condition of current drainage and recommendations for pitch improvements. Investigate links with local clubs for use of pitches.	Short

# GREEN INFRASTRUCTURE AREA 5: RURAL PLAIN ACTION PLAN 1 OF 2

## Detailed Action Plan

AREA	SITE NAME	SPORT	SITE ID	ANCILLARY FACILITIES	IS THE SITE OVERPLAYED?	RECOMMENDATIONS	ACTIONS	PRIORITY	RESPONSIBILITY	DELIVERY MECHANISM	RESOURCE IMPLICATIONS	TIMESCALE	STRATEGIC RECOMMENDATION
G15	Great Eccleston Bowls Club	Crown Green Bowls.	GRE1	Small car park, pavilion with toilets and kitchen.	No	Maintain at current level.	No action.	LOW	Great Eccleston Bowls Club			N/A	<b>Protect</b> - Existing facilities <b>Spare Capacity</b>
G15	Great Eccleston Cricket Club	Cricket.	GRE2	Small car park, Clubhouse with changing rooms, toilets, kitchen and bar.	No	Carry out improvements to square as per PQA from ECB.	Increase pH through use of calcified seaweed after autumn renovation. Aerate square on several occasions between Oct and Jan. Carry out end of season top dressing of square to improve rootzone. Scarify and seed at the end of the season.	HIGH	Great Eccleston Cricket Club	Through Club funds.	No implications.	Short	<b>Protect</b> - Existing facilities <b>Enhance</b> - Wicket <b>Spare Capacity</b>
G15	Great Eccleston Recreation Ground	None.	GRE4	Small car park.	N/A	Former site of football pitch. No evidence to suggest demand for reinstatement of this pitch. Leave as is.	Retain as area of open space.	HIGH	Great Eccleston Parish Council	N/A	No implications.	Short	
G15	Copp CofE Primary School	Football.	GRE12	Car Parking.	No	Improvements to pitch quality to allow greater use. Open up facilities for community use.	Carry out survey by Sports Pitch Specialist to ascertain condition of current drainage and recommendations for pitch improvements. Investigate links with local clubs for use of pitches.	HIGH	Lancashire County Council	Through LCC funds.	No implications	Short	<b>Protect</b> - Existing pitch <b>Enhance</b> - Drainage / maintenance <b>Spare Capacity</b>
G15	Bob Williamson Park	Football.	HAM3	None.	No	Improvements to drainage to be investigated.	Carry out survey by Sports Pitch Specialist to ascertain recommendations for pitch improvements. Link to local clubs.	HIGH	Hambleton Parish Council	Through Hambleton Parish Council.		Short	<b>Protect</b> - Existing facilities <b>Spare Capacity</b>
G15	Hambleton Sports and Social Club	Crown Green Bowls.	HAM4	Car park and clubhouse with toilets and bar.	Yes	Improve DDA access facilities to the site.	Offer design services and assistance for grants to improve DDA access.	HIGH	Hambleton Sports and Social Club	Through Club funds.	May be some Officer time to help support grant applications.	Short	<b>Protect</b> - Existing facilities <b>Spare Capacity</b>
G15	Hambleton Primary School	Football.	HAM5	Car Parking.	No	Improvements to pitch quality to allow greater use. Open up facilities for community use.	Carry out survey by Sports Pitch Specialist to ascertain condition of current drainage and recommendations for pitch improvements. Investigate links with local clubs for use of pitches.	HIGH	Lancashire County Council	Through LCC funds.	No implications.	Short	<b>Protect</b> - Existing pitch <b>Enhance</b> - Drainage / maintenance <b>Spare Capacity</b>
G15	Out Rawcliffe	Crown Green Bowls.	HAM11	Car Park and clubhouse with toilets.	No	Maintain at current level.	No action.	LOW	Out Rawcliffe Bowls Club			N/A	<b>Protect</b> - Existing facilities <b>Spare Capacity</b>
G15	Inskip Subscription Bowls Club	Crown Green Bowls.	INS1	Pavilion with toilets and kitchen.	No	Maintain at current level.	No action.	LOW	Inskip Subscription Bowls Club			N/A	<b>Protect</b> - Existing facilities <b>Spare Capacity</b>
G15	Inskip St Peter's CofE Voluntary Primary School	Football.	INS4	Car Parking.	No	Improvements to pitch quality to allow greater use. Open up facilities for community use.	Carry out survey by Sports Pitch Specialist to ascertain condition of current drainage and recommendations for pitch improvements. Investigate links with local clubs for use of pitches.	HIGH	Lancashire County Council	Through LCC funds.	No implications.	Short	<b>Protect</b> - Existing pitch <b>Enhance</b> - Drainage / maintenance <b>Spare Capacity</b>
G15	Preesall Park	Football.	PKN2	Car park. Pavilion with changing rooms of poor quality.	No	Pitches of poor quality and very uneven. Work required to improve quality with seeding, fertiliser, infilling holes. Potential to adjust pitch layout to provide 3no. Mini soccer pitches and 1no. Senior pitch (with 9v9 marked out over it) or 2no. Mini, 1no. Senior and 1no. 9v9. This would allow the mini pitches to be rotated and give increased use for local teams. Improve changing facilities.	Adjust pitch layout to maximise potential of site. Carry out survey by Sports Pitch Specialist to ascertain condition of current drainage and recommendations for pitch improvements. Renovate changing facilities following recommendations from building survey. Increase in fee charged for increase in maintenance and improvement of facilities.	MEDIUM	Preesall Town Council	Through Preesall Town Council . Grants from FA and Football Foundation for changing rooms. Increase in fee charged for team who use the facility.	Increase in cost of maintenance, may be offset by increase in fee charged to maintain the site. Officer time to help apply for grants.	Pitch layout - Short. Maintenance - Short. Drainage Improvements - Medium. Changing Facilities - Medium.	<b>Protect</b> - Pitches <b>Enhance</b> - Maintenance/ layout <b>Provide</b> - New ancillary facilities <b>Spare Capacity</b>
G15	Knott End Working Mens Club Bowls Club	Crown Green Bowls.	PKN4	Car park. Pavilion with kitchen. Toilets and bar in WMC opposite.	No	Maintain at current level.	No action.	LOW	Knott End Working Mens Club Bowls Club			N/A	<b>Protect</b> - Existing facilities <b>Spare Capacity</b>
G15	Preesall Bowls Club	Crown Green Bowls.	PKN12	Small informal car park. Pavilion with kitchen and toilets.	No	Improve DDA access facilities to the site and car parking.	Widen gated access to site. Provide ramps into pavilion. Long term aim to resurface car park.	MEDIUM	Preesall Bowls Club	Through Club funds. Grants from English Sports Council or Lottery Fund.	May be some Officer time to help support grant applications.	Improve DDA Access - Short. Improve Car Park - Long.	<b>Protect</b> - Existing facilities <b>Provide</b> - Improved access <b>Spare Capacity</b>
G15	Park Lane	Football.	PKN13	None.	Not known	Maintain at current level.	No action.	LOW	Preesall Town Council			N/A	<b>Protect</b> - Existing facilities
G15	Preesall Fleetwood's Charity CofE Primary School	Football.	PKN16	Car Parking.	No	Improvements to pitch quality to allow greater use. Open up facilities for community use.	Carry out survey by Sports Pitch Specialist to ascertain condition of current drainage and recommendations for pitch improvements. Investigate links with local clubs for use of pitches.	HIGH	Lancashire County Council	Through LCC funds.	No implications.	Short	<b>Protect</b> - Existing pitch <b>Enhance</b> - Drainage / maintenance <b>Spare Capacity</b>

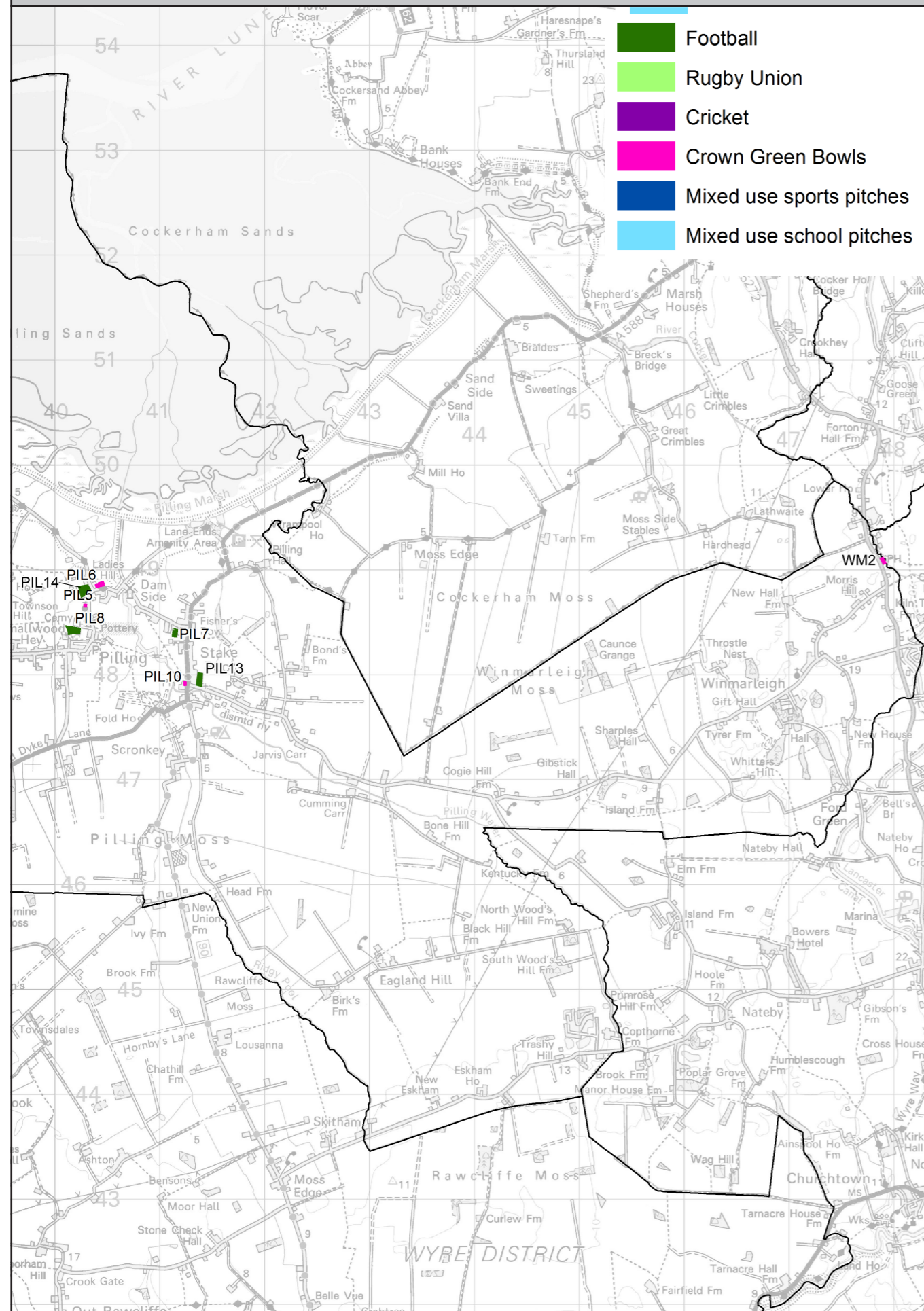
# GREEN INFRASTRUCTURE AREA 5: RURAL PLAIN ACTION PLAN 2 OF 2

## Detailed Action Plan

AREA	SITE NAME	SPORT	SITE ID	ANCILLARY FACILITIES	IS THE SITE OVERPLAYED?	RECOMMENDATIONS	ACTIONS	PRIORITY	RESPONSIBILITY	DELIVERY MECHANISM	RESOURCE IMPLICATIONS	TIMESCALE	STRATEGIC RECOMMENDATION
G15	St Aidan's CofE Technology College	Football, Rugby Union and Cricket	PKN18	Car park and changing associated with school.	Football - No Rugby Union - Yes Cricket - No	Maintain at current level.	Link to local clubs.	LOW	St Aidan's CofE Technology College			Long	<b>Protect</b> - Existing facilities <b>Spare Capacity</b>
G15	Carter's Charity (VC) Primary School	Football.	PKN19	Car Parking.	No	Improvements to pitch quality to allow greater use. Open up facilities for community use.	Carry out survey by Sports Pitch Specialist to ascertain condition of current drainage and recommendations for pitch improvements. Investigate links with local clubs for use of pitches.	HIGH	Lancashire County Council	Through LCC funds.	No implications.	Short	<b>Protect</b> - Existing pitch <b>Enhance</b> - Drainage / maintenance <b>Spare Capacity</b>
G15	Hall Gate Park (Wyre Villa FC)	Football.	STA2	Car park and clubhouse with changing rooms, toilets and bar.	No	Continue maintenance at current level as a minimum. Carry out survey by Sports Pitch Specialist to ascertain condition of current drainage and recommendations for pitch improvements.	No action.	HIGH	Wyre Villa FC	Through Club funds. Grants from FA and Football Foundation.	No implications.	Short	<b>Protect</b> - Existing facilities <b>Enhance</b> - Ancillary facilities
G15	Stalmine Playing Field	Football.	STA3	Car park adjacent.	N/A	Reinstate mini soccer pitch.	Reinstate pitch for use by local teams.	HIGH	Stalmine Parish Council	Through Stalmine Parish Council.		Short	<b>Provide</b> - New pitch
G15	Hall Gate Lane Bowling Green	Crown Green Bowls.	STA4	Car park. Pavilion with kitchen and toilets. Outside toilet.	Yes	Maintain at current level.	Green and facilities in good condition despite over playing. No action.	LOW	Hall Gate Lane Bowling Green			N/A	<b>Protect</b> - Existing facilities
G15	Stalmine Primary School	Football.	STA7	Car Parking.	No	Improvements to pitch quality to allow greater use. Open up facilities for community use.	Carry out survey by Sports Pitch Specialist to ascertain condition of current drainage and recommendations for pitch improvements. Investigate links with local clubs for use of pitches.	HIGH	Lancashire County Council	Through LCC funds.	No implications.	Short	<b>Protect</b> - Existing pitch <b>Enhance</b> - Drainage / maintenance <b>Spare Capacity</b>
G15	Carr Lane	Crown Green Bowls.	STA8	Pavillion.	No	Improve maintenance of green and improve pavillion.	Introduce maintenance regime to match other clubs in area. Improve pavilion. Assist club in securing grants where possible from English Sports Council or Lottery fund.	HIGH	Carr Lane Bowls Club	Grants through English Sports Council or Lottery Fund.	May be some Officer time to assist with grant applications etc. No implication for Maintenance team.	Short	<b>Enhance</b> - Ancillary facilities and green <b>Spare Capacity</b>
G15	St Michaels On Wyre Bowling Club	Crown Green Bowls.	STM1	Pavilion with toilets and kitchen. Car parking on opposite side of road.	No	Improve DDA access facilities to the site.	Widen gated access to site. Provide ramps into pavilion.	HIGH	St Michaels On Wyre Bowling Club	Through Club funds. Grants from English Sports Council or Lottery Fund.	May be some Officer time to help support grant applications.	Short	<b>Protect</b> - Existing facilities <b>Provide</b> - Improved access <b>Spare Capacity</b>
G15	St Michael's On Wyre CofE Primary School	Football.	STM7	Car Parking adjacent.	No	Improvements to pitch quality to allow greater use. Open up facilities for community use.	Carry out survey by Sports Pitch Specialist to ascertain condition of current drainage and recommendations for pitch improvements. Investigate links with local clubs for use of pitches.	HIGH	Lancashire County Council	Through LCC funds.	No implications.	Short	<b>Protect</b> - Existing pitch <b>Enhance</b> - Drainage / maintenance <b>Spare Capacity</b>

# GREEN INFRASTRUCTURE AREA 6: MOSSLANDS ACTION PLAN

## Site Locations



## Action Plan Summary

AREA	SITE NAME	SPORT	SITE ID	RECOMMENDATIONS	ACTIONS	TIMESCALE
GI6	Pilling Reading Room Bowls Club	Crown Green Bowls.	PIL5	Maintain at current level.	Green in good condition despite overplay. No action	N/A
GI6	Golden Ball Hotel Bowls Club	Crown Green Bowls.	PIL6	Maintain at current level.	No action.	N/A
GI6	Taylors Lane Football Pitch	Football.	PIL7	Maintain at current level.	Retain existing goal.	Short
GI6	School Lane Football Pitch	None.	PIL8	Pitch no longer exists.	No action.	N/A
GI6	Elletson Arms Bowls Club	Crown Green Bowls.	PIL10	Maintain at current level. Replace pavilion as current corrugated metal one is in very poor condition.	New pavilion. Assist club in securing grants where possible from English Sports Council or Lottery fund.	Short
GI6	Pilling St John's CofE Primary School	Football.	PIL13	Improvements to pitch quality to allow greater use by school.	Carry out survey by Sports Pitch Specialist to ascertain condition of current drainage and recommendations for pitch improvements.	Short
GI6	St William's Catholic Primary School	Football.	PIL14	Improvements to pitch quality to allow greater use by school.	Carry out survey by Sports Pitch Specialist to ascertain condition of current drainage and recommendations for pitch improvements.	Short
GI6	Patten Arms Bowls Club	Crown Green Bowls.	WM2	Maintain green at current level. Improvements to pavilion as existing is of poor condition.	Improve pavilion. Assist club in securing grants where possible from English Sports Council or Lottery fund.	Short

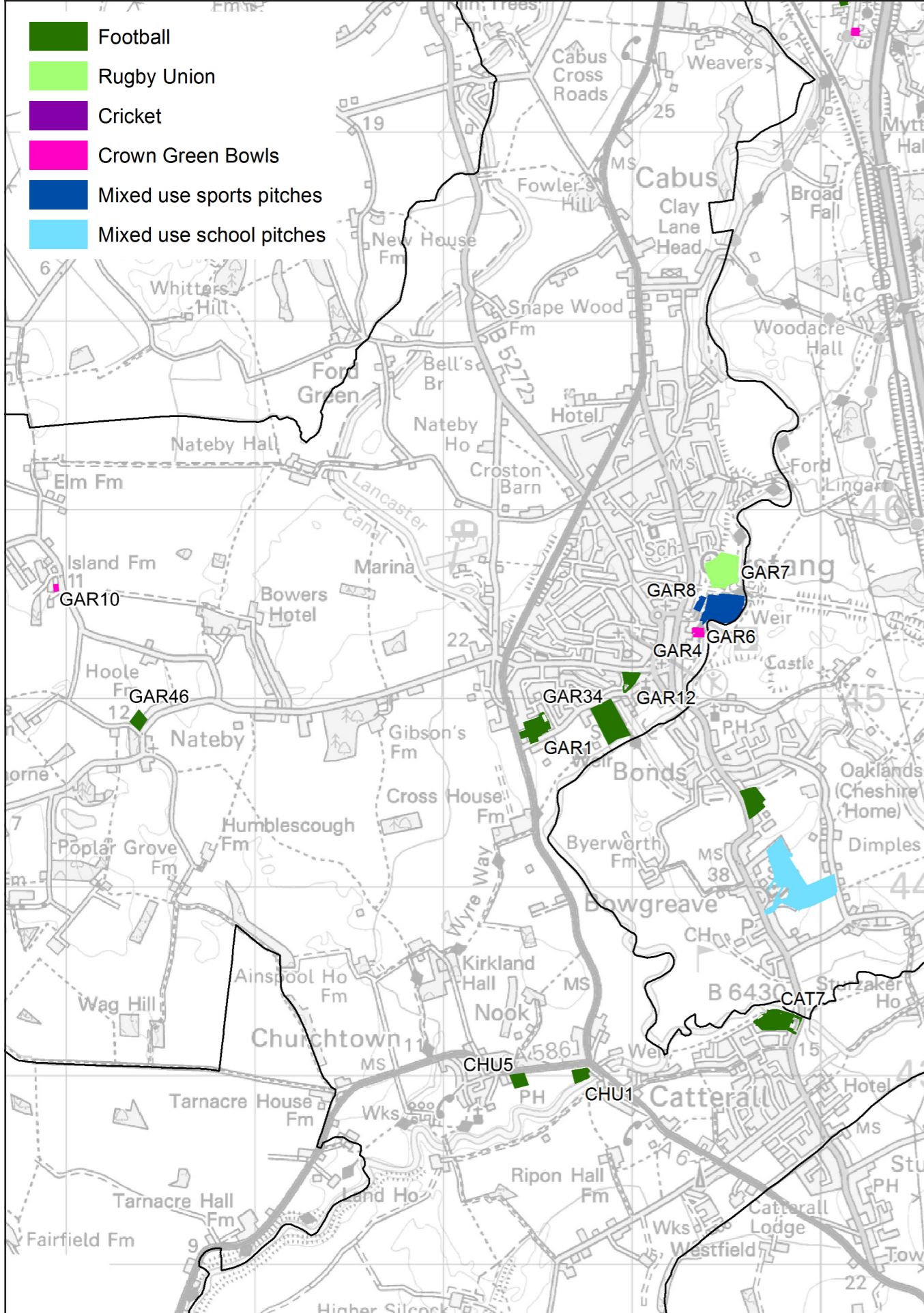
# GREEN INFRASTRUCTURE AREA 6: MOSSLANDS ACTION PLAN

## Detailed Action Plan

AREA	SITE NAME	SPORT	SITE ID	ANCILLARY FACILITIES	IS THE SITE OVERPLAYED?	RECOMMENDATIONS	ACTIONS	PRIORITY	RESPONSIBILITY	DELIVERY MECHANISM	RESOURCE IMPLICATIONS	TIMESCALE	STRATEGIC RECOMMENDATION
G16	Pilling Reading Room Bowls Club	Crown Green Bowls.	PIL5	Car Park, pavilion with kitchen and toilets.	Yes	Maintain at current level.	Green in good condition despite overplay. No action	LOW	Pilling Reading Room Bowls Club	N/A	No implications.	N/A	Protect - Existing facilities
G16	Golden Ball Hotel Bowls Club	Crown Green Bowls.	PIL6	Small car park, pavilion and pub adjacent.	No	Maintain at current level.	No action.	LOW	Golden Ball Hotel Bowls Club	N/A	No implications.	N/A	Protect - Existing facilities Spare Capacity
G16	Taylor's Lane Football Pitch	Football.	PIL7	Small car park.	N/A	Maintain at current level.	Retain existing goal.	HIGH	Pilling Parish Council	Pilling Parish Council	No implications.	Short	Protect - Existing facilities
G16	School Lane Football Pitch	None.	PIL8	Small car park.	N/A	Pitch no longer exists.	No action.	N/A	Pilling Parish Council	N/A		N/A	
G16	Elletson Arms Bowls Club	Crown Green Bowls.	PIL10	Car Park, run down pavilion and pub adjacent.	No	Maintain at current level. Replace pavilion as current corrugated metal one is in very poor condition.	New pavilion. Assist club in securing grants where possible from English Sports Council or Lottery fund.	HIGH	Elletson Arms Bowls Club	Grants through English Sports Council or Lottery Fund.	May be some Officer time to assist with grant applications etc. No implication for Maintenance team.	Short	Protect - Existing facilities Provide - New pavilion Spare Capacity
G16	Pilling St John's CofE Primary School	Football.	PIL13	Car Parking.	No	Improvements to pitch quality to allow greater use by school.	Carry out survey by Sports Pitch Specialist to ascertain condition of current drainage and recommendations for pitch improvements.	HIGH	Lancashire County Council	Through LCC funds.	No implications.	Short	Protect - Existing pitch Enhance - Drainage / maintenance Spare Capacity
G16	St William's Catholic Primary School	Football.	PIL14	Car Parking.	No	Improvements to pitch quality to allow greater use by school.	Carry out survey by Sports Pitch Specialist to ascertain condition of current drainage and recommendations for pitch improvements.	HIGH	Lancashire County Council	Through LCC funds.	No implications.	Short	Protect - Existing pitch Enhance - Drainage / maintenance Spare Capacity
G16	Patten Arms Bowls Club.	Crown Green Bowls.	WM2	Car Park, run down pavilion and pub adjacent.	No	Maintain green at current level. Improvements to pavilion as existing is of poor condition.	Improve pavilion. Assist club in securing grants where possible from English Sports Council or Lottery fund.	HIGH	Patten Arms Bowls Club	Grants through English Sports Council or Lottery Fund.	May be some Officer time to assist with grant applications etc. No implication for Maintenance team.	Short	Protect - Existing facilities Enhance - Pavilion Spare Capacity

# GREEN INFRASTRUCTURE AREA 7: CENTRAL CORRIDOR ACTION PLAN

## Site Locations



## Action Plan Summary

AREA	SITE NAME	SPORT	SITE ID	RECOMMENDATIONS	ACTIONS	TIMESCALE
GI7	QEII Playing Fields, Catterall Village Hall	Football.	CAT7	Improve maintenance regime to increase capacity for use to compliment recent installation of piped drainage system.	Carry out survey by Sports Pitch Specialist to ascertain condition of current drainage and recommendations for pitch improvements. Increase in fee paid by clubs who use the site, in relation to increased level of maintenance.	Short
GI7	Kirkland Village Hall Recreation Ground	Football.	CHU1	Currently used as a kick about area. Maintain at current level.	No action.	N/A
GI7	Kirkland & Catterall St Helen's CofE Primary School	Football.	CHU5	Improvements to pitch quality to allow greater use. Open up facilities for community use.	Carry out survey by Sports Pitch Specialist to ascertain condition of current drainage and recommendations for pitch improvements. Investigate links with local clubs for use of pitches.	Short
GI7	Kepple Lane Playing Field	Football.	GAR1	Only one goal . Maintain at current level.	Retain goal.	Short
GI7	Crown Hotel Bowls Club	Crown Green Bowls.	GAR4	Maintain at current level.	No action.	N/A
GI7	Garstang Cricket Club / FC	Football. Cricket.	GAR6	Maintain football pitch at current level. Carry out improvements to cricket square as per PQA carried out by ECB.	Increase pH through use of calcified seaweed after autumn renovation. Aerate square on several occasions between Oct and Jan. Raise and seed to low areas on the side of the square towards the river. Carry out end of season top dressing of square to improve rootzone. Scarify and seed at the end of the season.	Short
GI7	Garstang Rugby Club	Rugby Union.	GAR7	Improve pitch drainage and make minor improvements to the maintenance regime to increase carrying capacity. Increase number of pitches as per club plan. Introduce Sustainable Urban Drainage (SUDS) system. Improve existing clubhouse.	Introduce SUDS system. Increase maintenance operations following survey and recommendations by Sports Turf Specialist. Create new pitch. Improve existing clubhouse.	Increase maintenance - Short, Piped drainage system - Medium, New pitch - Long Improve clubhouse - Long
GI7	Garstang Subscription Bowls Club	Crown Green Bowls.	GAR8	Maintain at current level.	No action.	N/A
GI7	Nateby Bowls Club	Crown Green Bowls.	GAR10	Maintain green at current level. Improvements to pavillion.	Improve pavillion. Assist club in securing grants where possible from English Sports Council or Lottery fund.	Short
GI7	Moss Lane Playing Fields	Football.	GAR12	Maintain at current level.	No action.	N/A
GI7	Garstang St Thomas CofE Primary School	Football.	GAR34	Improvements to pitch quality to allow greater use. Open up facilities for community use.	Carry out survey by Sports Pitch Specialist to ascertain condition of current drainage and recommendations for pitch improvements. Investigate links with local clubs for use of pitches.	Short
GI7	Nateby Primary School	Football.	GAR46	Improvements to pitch quality to allow greater use. Open up facilities for community use.	Carry out survey by Sports Pitch Specialist to ascertain condition of current drainage and recommendations for pitch improvements. Investigate links with local clubs for use of pitches.	Short



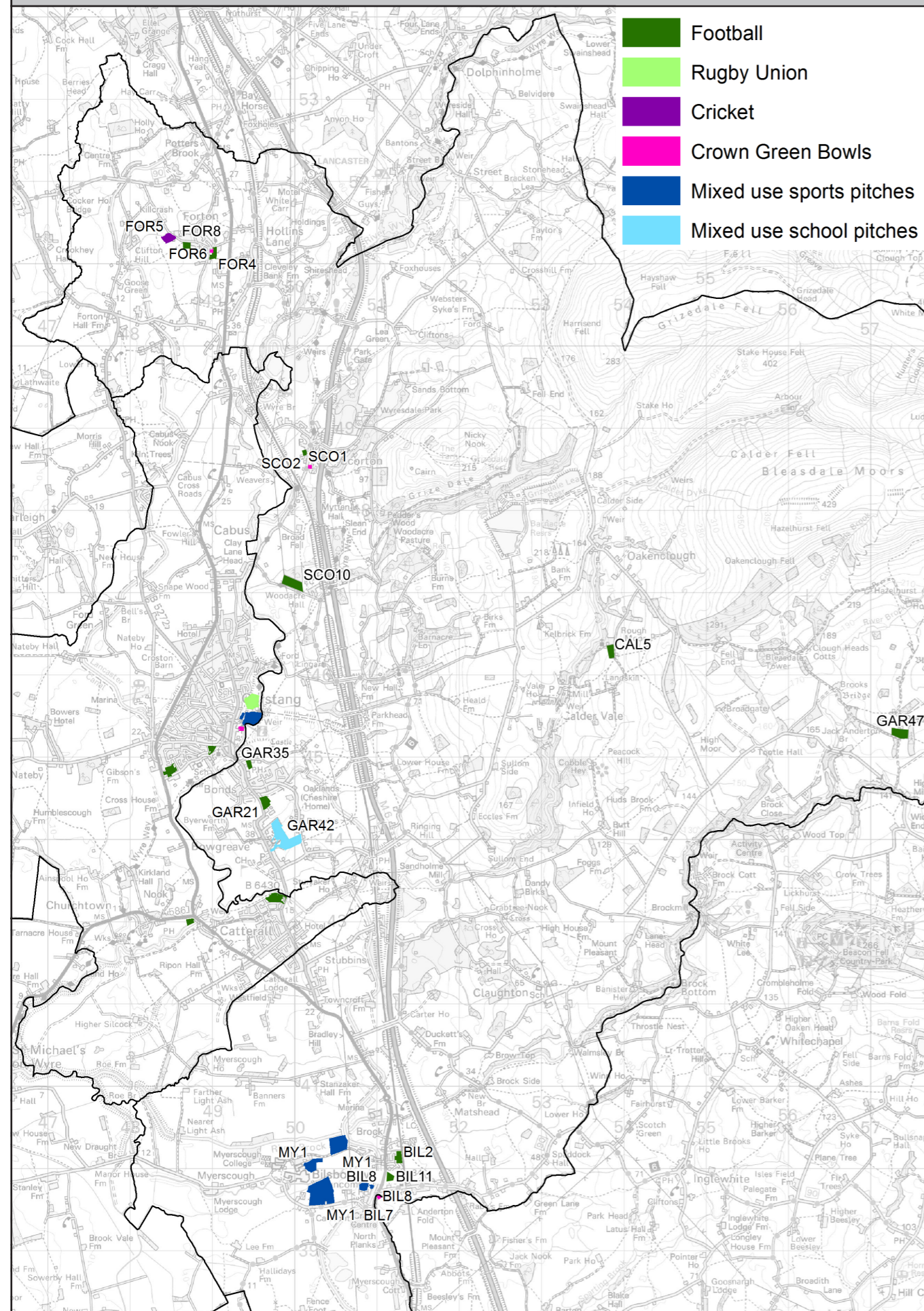
# GREEN INFRASTRUCTURE AREA 7: CENTRAL CORRIDOR ACTION PLAN

## Detailed Action Plan

AREA	SITE NAME	SPORT	SITE ID	ANCILLARY FACILITIES	IS THE SITE OVERPLAYED?	RECOMMENDATIONS	ACTIONS	PRIORITY	RESPONSIBILITY	DELIVERY MECHANISM	RESOURCE IMPLICATIONS	TIMESCALE	STRATEGIC RECOMMENDATION
G17	QEII Playing Fields, Catterall Village Hall	Football.	CAT7	Car park and Village Hall with toilets and kitchen. Hall only useable with permission of Town Council.	Yes	Improve maintenance regime to increase capacity for use to compliment recent installation of piped drainage system.	Carry out survey by Sports Pitch Specialist to ascertain condition of current drainage and recommendations for pitch improvements. Increase in fee paid by clubs who use the site, in relation to increased level of maintenance.	HIGH	Catterall Parish Council	Parish Council funding. Increase in fee charged for use by local teams.	No implications.	Short	<b>Protect</b> - Existing facilities <b>Enhance</b> - Maintenance
G17	Kirkland Village Hall Recreation Ground	Football.	CHU1	Car park and Memorial Hall adjacent.	N/A	Currently used as a kick about area. Maintain at current level.	No action.	LOW	Kirkland Memorial Hall Trustees		No implications.	N/A	<b>Protect</b> - Existing facilities
G17	Kirkland & Catterall St Helen's CofE Primary School	Football.	CHU5	Car parking.	No	Improvements to pitch quality to allow greater use. Open up facilities for community use.	Carry out survey by Sports Pitch Specialist to ascertain condition of current drainage and recommendations for pitch improvements. Investigate links with local clubs for use of pitches.	HIGH	Lancashire County Council	Through LCC funds.	No implications.	Short	<b>Protect</b> - Existing pitch <b>Enhance</b> - Drainage / maintenance <b>Spare Capacity</b>
G17	Kepple Lane Playing Field	Football.	GAR1	Car parking.	N/A	Only one goal . Maintain at current level.	Retain goal.	HIGH	Garstang Town Council		No implications.	Short	<b>Protect</b> - Existing facilities
G17	Crown Hotel Bowls Club	Crown Green Bowls.	GAR4	Car park, pavilion and pub adjacent.	No	Maintain at current level.	No action.	LOW	Crown Hotel Bowls Club	Through Club funds.	No implications.	N/A	<b>Protect</b> - Existing facilities
G17	Garstang Cricket Club / FC	Football. Cricket.	GAR6	Car Park, pavilion and clubhouse with changing rooms, toilets and kitchen.	Cricket Grass - Yes, Cricket Non Grass - No, Football - No	Maintain football pitch at current level. Carry out improvements to cricket square as per PQA carried out by ECB.	Cricket Square - Increase pH through use of calcified seaweed after autumn renovation. Aerate square on several occasions between Oct and Jan. Raise and seed to low areas on the side of the square towards the river. Carry out end of season top dressing of square to improve rootzone. Scarify and seed at the end of the season.	HIGH	Garstang Cricket Club / FC	Through Club funds.	No implications.	Short	<b>Protect</b> - Existing facilities <b>Enhance</b> - Maintenance <b>Spare Capacity</b>
G17	Garstang Rugby Club	Rugby Union.	GAR7	None on site.	Yes	Improve pitch drainage and make minor improvements to the maintenance regime to increase carrying capacity. Increase number of pitches as per club plan. Introduce Sustainable Urban Drainage (SUDS) system. Improve existing clubhouse.	Introduce SUDS system. Increase maintenance operations following survey and recommendations by Sports Turf Specialist. Create new pitch. Improve existing clubhouse.	MEDIUM	Garstang Rugby Club	Through Club funds.	May be some Officer time to assist with grant applications etc. No implication for Maintenance team.	Increase maintenance - Short, Piped drainage system - Medium, New pitch - Long Improve clubhouse- Long	<b>Protect</b> - Pitches <b>Enhance</b> - Drainage maintenance, improve clubhouse <b>Provide</b> - Additional pitch
G17	Garstang Subscription Bowls Club	Crown Green Bowls.	GAR8	Car Park, pavilion with toilets and kitchen.	No	Maintain at current level.	No action.	LOW	Garstang Subscription Bowls Club	Through Club funds.	No implications.	N/A	<b>Protect</b> - Existing facilities <b>Spare Capacity</b>
G17	Nateby Bowls Club	Crown Green Bowls.	GAR10	Car Park and pavillion.	No	Maintain green at current level. Improvements to pavillion.	Improve pavilion. Assist club in securing grants where possible from English Sports Council or Lottery fund.	HIGH	Nateby Bowls Club	Grants through English Sports Council or Lottery Fund.	May be some Officer time to assist with grant applications etc. No implication for Maintenance team.	Short	<b>Protect</b> - Existing facilities <b>Enhance</b> - Pavillion <b>Spare Capacity</b>
G17	Moss Lane Playing Fields	Football.	GAR12	None on site.	N/A	Maintain at current level.	No action.	LOW	Garstang Town Council	Town Council funding.	No implications.	N/A	<b>Protect</b> - Existing facilities
G17	Garstang St Thomas CofE Primary School	Football.	GAR34	Car parking.	No	Improvements to pitch quality to allow greater use. Open up facilities for community use.	Carry out survey by Sports Pitch Specialist to ascertain condition of current drainage and recommendations for pitch improvements. Investigate links with local clubs for use of pitches.	HIGH	Lancashire County Council	Through LCC funds.	No implications.	Short	<b>Protect</b> - Existing pitch <b>Enhance</b> - Drainage / maintenance <b>Spare Capacity</b>
G17	Nateby Primary School	Football.	GAR46	Car parking.	No	Improvements to pitch quality to allow greater use. Open up facilities for community use.	Carry out survey by Sports Pitch Specialist to ascertain condition of current drainage and recommendations for pitch improvements. Investigate links with local clubs for use of pitches.	HIGH	Lancashire County Council	Through LCC funds.	No implications.	Short	<b>Protect</b> - Existing pitch <b>Enhance</b> - Drainage / maintenance <b>Spare Capacity</b>

# GREEN INFRASTRUCTURE AREA 8: RURAL EAST AND UPLANDS ACTION PLAN

## Site Locations



## Action Plan Summary

AREA	SITE NAME	SPORT	SITE ID	RECOMMENDATIONS	ACTIONS	TIMESCALE
G18	Sycamore Road Playing Field	Football.	BIL2	Maintain at current level as minimum. Potential to improve end of season maintenance.	Carry out survey by Sports Pitch Specialist to ascertain condition of current drainage and recommendations for pitch improvements.	Short
G18	Roebuck Bowls Club	Crown Green Bowling	BIL7	Maintain at current level.	No action.	N/A
G18	Guys Thatched Hamlet Bowls Club	Crown Green Bowling	BIL8	Maintain at current level.	No action.	N/A
G18	Guys Thatched Hamlet Cricket Club	Cricket	BIL8	Maintain at current level.	No action.	N/A
G18	Bilsborrow John Cross CofE School	Football.	BIL11	Improvements to pitch quality to allow greater use. Open up facilities for community use.	Carry out survey by Sports Pitch Specialist to ascertain condition of current drainage and recommendations for pitch improvements. Investigate links with local clubs for use of pitches.	Short
G18	Calder Vale Cricket Club	Cricket	CAL1	Currently disused.	No action.	N/A
G18	Calder Vale St John CofE Primary School	Football.	CAL5	Improvements to pitch quality to allow greater use by school.	Carry out survey by Sports Pitch Specialist to ascertain condition of current drainage and recommendations for pitch improvements.	Short
G18	School Lane Playing Fields	Football.	FOR4	Maintain at current level. Appears to be used more as kickabout area.	No action.	N/A
G18	Shirehead and Forton Cricket Club	Cricket	FOR5	Maintain at current level. Club wish to expand and develop a further pitch.	ECB to offer advice and assistance to club to help their search for second ground in Forton.	Long
G18	Forton Bowls Club	Crown Green Bowling	FOR6	Maintain at current level.	No action.	N/A
G18	Forton Primary School	Football.	FOR8	Improvements to pitch quality to allow greater use by school.	Carry out survey by Sports Pitch Specialist to ascertain condition of current drainage and recommendations for pitch improvements.	Short
G18	Turnpike	Football.	GAR21	Maintain at current level as minimum. Potential to improve.	Carry out survey by Sports Pitch Specialist to ascertain condition of current drainage and recommendations for pitch improvements.	Short
G18	SS Mary & Michael Catholic Primary School	Football.	GAR35	Improvements to pitch quality to allow greater use. Open up facilities for community use.	Carry out survey by Sports Pitch Specialist to ascertain condition of current drainage and recommendations for pitch improvements. Investigate links with local clubs for use of pitches.	Short
G18	Garstang Community Academy	Football. Rugby Union.	GAR42	Potential to build an AGP for Hockey to enable Garstang Ladies Hockey Club to come back to play in Garstang.	Assist GLHC and GCHS to make this happen, through grant application support to the National Hockey Foundation or Sport England, planning gain, Section 106 or even design services.	Medium/Long
G18	Bleasdale CofE Primary School	Football.	GAR47	Improvements to pitch quality to allow greater use by school.	Carry out survey by Sports Pitch Specialist to ascertain condition of current drainage and recommendations for pitch improvements.	Short
G18	Myerscough Sports College	Football. Rugby Union. AGP Sand Filled. AGP 3G.	MY1	Private College with excellent facilities. Maintain as current.	Myerscough College is the main hub venue in this GI Area. Could the college run courses on pitch management for other clubs.	N/A
G18	Scorton Subscription Bowls Club	Crown Green Bowling	SCO1	Maintain at current level.	No action.	N/A
G18	Scorton Playing Field	None	SCO2	Playing field removed to make play area. No evidence of demand in Scorton so no requirement to introduce a new pitch on site.	No action.	N/A
G18	Woodacre Hall Pitch	Football.	SCO10	Maintain at current level. Improvements to changing facilities.	Provide assistance to clubs in apply for grants for new changing facilities.	Long

# GREEN INFRASTRUCTURE AREA 8: RURAL EAST AND UPLANDS ACTION PLAN

## Detailed Action Plan

AREA	SITE NAME	SPORT	SITE ID	ANCILLARY FACILITIES	IS THE SITE OVERPLAYED?	RECOMMENDATIONS	ACTIONS	PRIORITY	RESPONSIBILITY	DELIVERY MECHANISM	RESOURCE IMPLICATIONS	TIMESCALE	STRATEGIC RECOMMENDATION
GI8	Sycamore Road Playing Field	Football.	BIL2	None	Played to capacity	Maintain at current level as minimum. Potential to improve end of season maintenance.	Carry out survey by Sports Pitch Specialist to ascertain condition of current drainage and recommendations for pitch improvements.	HIGH	Myerscough and Bilsborrow Parish Council	Through Parish Council. Increase in fee charged to maintain the pitch for local teams.	Increase in Parish Council maintenance cost. Could be balanced by increase in fee charged to teams using the site.	Short	<b>Protect-</b> Pitch <b>Enhance-</b> Maintenance
GI8	Roebuck Bowls Club	Crown Green Bowling.	BIL7	Small car park, pavilion with kitchen and toilets.	No	Maintain at current level.	No action.	LOW	Roebuck Bowls Club			N/A	<b>Protect-</b> Existing Facilities <b>Spare Capacity</b>
GI8	Guys Thatched Hamlet Bowls Club	Crown Green Bowling.	BIL8	Car Parking, Clubhouse with toilets, bar etc. Accommodation and restaurant.	No	Maintain at current level.	No action.	LOW	Guys Thatched Hamlet Bowls Club			N/A	<b>Protect-</b> Existing Facilities <b>Spare Capacity</b>
GI8	Guys Thatched Hamlet Cricket Club	Cricket.	BIL8	Car Parking, Clubhouse with toilets, bar etc. Accommodation and restaurant.	No	Maintain at current level.	No action.	LOW	Guys Thatched Hamlet Cricket Club			N/A	<b>Protect-</b> Existing Facilities <b>Spare Capacity</b>
GI8	Bilsborrow John Cross CofE School	Football.	BIL11	Car Parking at Village Hall opposite.	No	Improvements to pitch quality to allow greater use. Open up facilities for community use.	Carry out survey by Sports Pitch Specialist to ascertain condition of current drainage and recommendations for pitch improvements. Investigate links with local clubs for use of pitches.	HIGH	Lancashire County Council	Through LCC funds.	No implications.	Short	<b>Protect</b> - Existing pitch <b>Enhance</b> - Drainage / maintenance <b>Spare Capacity</b>
GI8	Calder Vale Cricket Club	Cricket.	CAL1	Pavilion.	N/A	Currently disused.	No action.		Calder Vale Cricket Club			N/A	
GI8	Calder Vale St John CofE Primary School	Football.	CAL5	Car Parking.	No	Improvements to pitch quality to allow greater use by school.	Carry out survey by Sports Pitch Specialist to ascertain condition of current drainage and recommendations for pitch improvements.	HIGH	Lancashire County Council	Through LCC funds.	No implications.	Short	<b>Protect</b> - Existing pitch <b>Enhance</b> - Drainage / maintenance <b>Spare Capacity</b>
GI8	School Lane Playing Fields	Football.	FOR4	Car Park adjacent for bowls club.	Not known	Maintain at current level. Appears to be used more as kickabout area.	No action.		Forton Parish Council			N/A	<b>Protect-</b> Pitch
GI8	Shirehead and Forton Cricket Club	Cricket.	FOR5	Small car park, pavilion with kitchen and toilets.	No	Maintain at current level. Club wish to expand and develop a further pitch.	ECB to offer advice and assistance to club to help their search for second ground in Forton.	LOW	Shirehead and Forton Cricket Club	Through the Club itself.	No implications.	Long	<b>Protect-</b> Existing Facilities <b>Provide-</b> Planning advice
GI8	Forton Bowls Club	Crown Green Bowling	FOR6	Small car park, pavilion with kitchen and toilets.	No	Maintain at current level.	No action.	LOW	Forton Bowls Club			N/A	<b>Protect-</b> Existing Facilities <b>Spare Capacity</b>
GI8	Forton Primary School	Football.	FOR8	Car Parking at Village Hall opposite.	No	Improvements to pitch quality to allow greater use by school.	Carry out survey by Sports Pitch Specialist to ascertain condition of current drainage and recommendations for pitch improvements.	HIGH	Lancashire County Council	Through LCC funds.	No implications	Short	<b>Protect</b> - Existing pitch <b>Enhance</b> - Drainage / maintenance <b>Spare Capacity</b>
GI8	Tumpike	Football.	GAR21	None bar shipping container for equipment.	Played to capacity	Maintain at current level as minimum. Potential to improve.	Carry out survey by Sports Pitch Specialist to ascertain condition of current drainage and recommendations for pitch improvements.	HIGH	Lancashire County Council	Through LCC funds.	No implications.	Short	<b>Protect</b> - Existing facilities
GI8	SS Mary & Michael Catholic Primary School	Football.	GAR35	Car Parking at Church opposite.	No	Improvements to pitch quality to allow greater use. Open up facilities for community use.	Carry out survey by Sports Pitch Specialist to ascertain condition of current drainage and recommendations for pitch improvements. Investigate links with local clubs for use of pitches.	HIGH	Lancashire County Council	Through LCC funds.	No implications.	Short	<b>Protect</b> - Existing pitch <b>Enhance</b> - Drainage / maintenance <b>Spare Capacity</b>
GI8	Garstang Community High School	Football, Rugby Union.	GAR42	Car parking, changing rooms, showers and toilets associated with school.	No	Potential to build an AGP for Hockey to enable Garstang Ladies Hockey Club to come back to play in Garstang.	Assist GLHC and GCHS to make this happen, through grant application support to the National Hockey Foundation or Sport England, planning gain, Section 106 or even design services.	MEDIUM	GLHC / GCHS / Wyre Council	Grants from England Hockey, Lottery Fund.	May be some Officer time to assist with grant applications etc. No implication for Maintenance team.	Medium/Long	<b>Protect-</b> Existing Facilities <b>Provide-</b> Sand filled AGP for Hockey
GI8	Bleasdale CofE Primary School	Football.	GAR47	None.	No	Improvements to pitch quality to allow greater use by school.	Carry out survey by Sports Pitch Specialist to ascertain condition of current drainage and recommendations for pitch improvements.	HIGH	Lancashire County Council	Through LCC funds.	No implications.	Short	<b>Protect</b> - Existing pitch <b>Enhance</b> - Drainage / maintenance <b>Spare Capacity</b>
GI8	Myerscough Sports College	Football, Rugby Union. AGP Sand Filled. AGP 3G.	MY1	Car parking, changing rooms, officials changing, showers and toilets associated with college.	Football and Rugby Union -Yes Mini and Junior Football- No	Private College with excellent facilities. Maintain as current.	Myerscough College is the main hub venue in this GI Area. Could the college run courses on pitch management for other clubs.	HIGH	Myerscough Sports College	Grants to enable training of clubs in grounds maintenance.		Short	<b>Protect-</b> Existing Facilities <b>Spare Capacity</b>
GI8	Scorton Subscription Bowls Club	Crown Green Bowling.	SCO1	Pavilion with kitchen and toilets. Outdoor toilets for gents.	No	Maintain at current level.	No action.	LOW	Scorton Subscription Bowls Club			N/A	<b>Protect-</b> Existing Facilities <b>Spare Capacity</b>
GI8	Scorton Playing Field	None.	SCO2	None.	N/A	Playing field removed to make play area. No evidence of demand in Scorton so no requirement to introduce a new pitch on site.	No action.	N/A	N/A			N/A	
GI8	Woodacre Hall Pitch	Football.	SCO10	Changing facilities and toilets.	No	Maintain at current level. Improvements to changing facilities.	Provide assistance to clubs in apply for grants for new changing facilities.	LOW	Private land owner			Long	<b>Protect-</b> Existing Facilities <b>Spare Capacity</b>

## SECTION 14: STRATEGY AND RECOMMENDATIONS



Picture: Preesall Park Changing Rooms. Improving the condition of ancillary facilities is a key theme of the strategy

14.1 Detailed spreadsheets summarising Current Supply, Current Demand, Site Overview and Future Supply and Demand are illustrated in appendices to this Strategy. This data has been used to identify the analysis and issues itemised in Chapter 6: Analysis and Key Findings, Chapters 7 – 12 on individual sports and formulate the Action Plans illustrated in Chapter 13. This chapter describes a strategic vision for development of playing pitches in the Wyre Council area and provides recommendations for the future. Facilities provision is recommended for each sport as well as "cross cutting" themes.

### CONTEXT

14.2 The Strategy draws on data gathered through consultation, the preparation and undertaking of the NTVQA's and strategic discussions. It also draws heavily upon Sport England's key-stone objectives set out in 'A Sporting Habit for Life' (2012-2017) which aims to:

- I. See more people starting and keeping a sporting habit for life
- II. Create more opportunities for young people
- III. Nurture and develop talent
- IV. Provide the right facilities in the right places
- V. Support local authorities and unlock local funding
- VI. Ensure real opportunities for communities

14.3 The Sport England Strategy and the Sport England Youth and Community Strategy are also key documents which respectively set out a vision of England as a sporting nation and how Sport England will invest significant sums as part of a lasting legacy of the Olympic Games. Key headlines from these strategies which are highly relevant to the Borough of Wyre include maximising value from current NGB investment and in respect of schools:

- I. 4,000 secondary schools in England will be offered a community sport club on its site with a direct link to one or more NGBs, depending on the local clubs in a school's area.
- II. County sports partnerships will be given new resources to create effective links locally between schools and sport in the community.
- III. All secondary schools, who wish to do so, will be supported to open up, or keep open, their sports facilities for local community use and at least a third of these will receive additional funding to make this happen.
- IV. At least 150 further educational colleagues will benefit from a full time sports professional who will act as a College Sport Maker.
- V. Three quarters of university students aged 18-24 will get the chance to take up a new sport or continue playing a sport they played at school or college.
- VI. A thousand of our most disadvantaged local communities will get a Door Step Club.
- VII. Two thousand young people on the margins of society will be supported by the Dame Kelly Holmes Legacy Trust into sport and to gain new life skills.
- VIII. Building on the success of the Places People Play, a further £100 million will be invested in facilities for the most popular sports.
- IX. A minimum of 30 sports will have enhanced England Talent Pathways to ensure young people and others fulfil their potential.

14.4 The National Planning Policy Framework (NPPF) states the purpose of the planning system is to contribute to the achievement of sustainable development. The NPPF also sets out that Local Plans should meet objectively assessed needs. The 'promoting healthy communities' theme identifies that planning policies should be based on robust and up-to-date assessments of the needs for open space, sports and recreation facilities and opportunities for new provision. Specific needs and quantitative and qualitative deficiencies and surpluses in local areas should also be identified. This information should be used to inform what provision is required in an area. As a prerequisite the NPPF states existing open space, sports and recreation sites, including playing fields, should not be built on unless:

- I. An assessment has been undertaken, which has clearly shown that the site is surplus to requirements.
- II. The loss resulting from the proposed development would be replaced by equivalent or better provision in terms of quantity and quality in a suitable location.
- III. The development is for alternative sports and recreational provision, the needs for which clearly outweigh the loss.

14.5 Sport England is a statutory consultee on planning applications that affect playing fields. It is Sport England's policy to object to any planning application, which will result in the loss of a playing field, unless it meets one of five exceptions as defined in 'A Sporting Future for the Playing Fields of England'. Protection of playing fields was enhanced in 1998 with Circular 9/98 (replaced in 2009 by Circular 02/09), which stipulates that where a local authority is minded to grant planning permission against Sport England's advice on land owned by a local authority or used for educational purposes, then the application should be referred to the Secretary of State. In respect of Section 77 of the School Standards Framework Act, it should be noted that this Act protects school playing fields against disposal or change of use by requiring the prior consent of the Secretary of State before disposal or change of use may take place. The School Playing Fields General Disposal and Change of Use Consent (No.3) 2004 order highlights some limited circumstances in which the requisite approval has been delegated to the relevant local planning authority, which can decide whether the disposal or change of use meets the circumstances and criteria set out in the Consent Order. It should be noted that section 77 consent does not grant approval to any subsequent planning application. Any

planning application must be assessed against national, local and Sport England policy independently of the section 77 consent.

## CONSIDERATIONS

14.6 In response to the analysis a strategic proposal has been formulated to provide Wyre with a set of five playing pitch hubs, four for the urban area and one for the rural areas. This approach allows for the creation of a series of multi-sports / pitch sites where maintenance activities and higher quality facilities can be concentrated. The sites were chosen as they were already areas of multiple pitches and were located such that four of them could cover the urban area of Wyre, with a 2.4km buffer around them, and one could cover the majority of the rural area, with a 10km buffer. The multi-sports nature of the sites would mean that different sports could share knowledge and equipment relating to sports pitch maintenance and care as well as tap into a number of areas of funding for a single site. The sites chosen, moving counter clockwise from the north of Wyre, are; Preesall Park Pitches, Preesall, King George V (Broadwater) Playing Fields, Fleetwood, Thornton YMCA Leisure Centre (King George Playing Fields), Thornton and Cottam Hall in Poulton-le-Fylde. All of these are public sites (owned by Wyre Council or a Parish Council) and cover the urban area. Myerscough College, Bilsborrow is a private site with public use and covers the rural areas. By increasing the quality of football pitches from "Poor" to "Standard" it is possible to double the carrying capacity from 1 game per week to 2 games per week. For rugby pitches, improving the drainage and maintenance from "D0/M0" to "D1/M1" it is possible to increase the carrying capacity fourfold from 0.5 games per week to 2 games per week. These should be the minimum standards of football and rugby pitches at each playing pitch hub. A review of the pitch layout should be done for each hub to ensure the size and number of pitches reflects the demand.

14.7 With regards to the proposed hub sites, each site will require a specific plan of action to move it from its current status to a higher level. Each hub should not, however, be considered in isolation from the others as those in relatively close proximity could be the site of a specific improvement which is not necessary to replicate each time. It is suggested that lying behind each plan of action should be a working group led by the local authority, but also involving the NGBs and likely site users, whose role is to envision the specific hub requirements along with funding potential and delivery timescale. In the case of the local authority it is envisaged that there will be a cross cutting involvement from several departments to ensure that all aspects of hub development are considered e.g. Planning, Sports Development, Site Maintenance. Based on work elsewhere<sup>2</sup>, it is suggested that development of a hub should address the following amongst other more local considerations;

- A standard of maintenance that enables the pitches to be played on at least twice a week without detrimental impact
- Adequate changing facilities that are flexible, fully compliant with DDA guidance, meet current Sport England and NGB standards and can be used by a number of groups at the same time
- Managed community access and security of tender for clubs who wish to be based at a site
- Good access via public transport and car. Sufficient car and coach parking
- Pitches that comply with current NGB specifications with regard to size and run off areas

14.8 Former playing fields (for example those dating back to now demolished schools) cannot be re-designated for other uses as abandonment does not apply to playing fields. In Wyre this applies to two areas identified in the Wyre Open Spaces Audit and Needs Assessment Evidence Base Report (2013) these are sites FL23 (Broadway) and site former PLF43 (former St Joseph School). Both of these sites are identified in the relevant issues section of Chapter 7.

---

<sup>2</sup> Blackburn and Darwen Playing Pitch Strategy

14.9 A number of planning applications in preparation or under consideration will impact upon the Strategy. Those of significance relate to land south of Bourne Way and a relocation site at Poolfoot Farm; the latter being a proposal for the location of Thornton Cleveleys FC and Fleetwood Town FC's training facilities. The land north of Bourne Way will be considered in the light of the decision of land south of Bourne Way as there are no changing facilities associated with the land to the north. There is also the case of the current Thornton Cleveleys FC site should they relocate. Consultants acting on behalf of the developers of land at Bourne Way consider that their proposals accord with Sport England requirements and that this will lead to an improvement in quality. Furthermore there is the inclusion of a full-sized 3G facility. The proposed replacement fields are due to be maintained by Fleetwood Town FC dedicated grounds staff. The key consideration for this Strategy is (i) to ensure that there is no net loss of playing pitches, (ii) that the replacement sites are available prior to the loss of the former pitches, (iii) there are discernible quality improvements, (iv) long term management arrangements in place which do not place an additional burden on the local authority and (v) provide facilities for sports priorities addressed in this Strategy.

14.10 To inform the strategy a strategic assessment of the current level of provision for Artificial Grass Pitches in Wyre was prepared using the Sport England's Facilities Planning Model and the data from National Facilities Audit run as of January 2013 which is included in Appendix 9 of the Wyre PPS. There are two AGP's in Wyre both 3G (rubber crumb) and are located at Fleetwood High School and Myerscough Sports Centre. Both AGP's are solely used for football as competitive hockey cannot be played on 3G pitches. Six AGP's were excluded from detailed analysis because they are either too short or narrow or are in private use with no community use (Baines School, Carter Charity Primary School, Fleetwood Rugby Club, HASSRA Sports Ground, Myerscough Sports Centre (sand based) and Rossall School). Wyre's population of 108,748 generates demand equivalent to 2.82 pitches. This equates to 2,086 visits during the peak period. The overall supply and demand across Wyre generated by the resident population estimates a demand for a minimum of 2.8 pitches. This compares to a current available supply of 1.8 pitches, giving a supply/demand balance of -1 pitch. In other words there is more demand for pitches than the current available supply. There is unmet demand for both hockey and football located predominantly to the south and west of the Borough. Fleetwood High School is at capacity and is located in an area of greatest unmet demand. Myerscough Sports Centre AGP has spare capacity but is located in an area of least unmet demand. There is a significant percentage of residents using AGP's outside of the Borough. However, it is not known where in the Borough those residents live or which AGP in which Borough they are visiting hence further sub-regional work is required to establish whether a new AGP is required to retain residents in Wyre and where that AGP should be located.

14.11 The NGBs have sports specific strategies that are key to the development and implementation of the Wyre Playing Pitch strategy, the key strategies are summarised below.

## SCENARIO TESTING

14.12 A key question is whether there will be a significant increase in demand in a particular area due to an increase in housing developments. Team Generation Rates (TGR) predictions have shown that there is unlikely to be a need for further pitch provision in Wyre as a consequence of general population growth with the exception of Artificial Grass Pitch provision. At the time of developing the Strategy, housing allocations in the local authority area were not available so it has not been possible to identify specific local variations. It is recommended that this is re-evaluated at the proposed mid-term review of this Strategy when these projections will be available. It should be noted that while all of the GI Areas show most of the football pitches are underplayed, in GI areas 1, 4 and 8 there is larger proportion of pitches that are overplayed (Between 33 and 48%) so the demand for new football pitches is likely to be stronger in those areas. In the case of Rugby Union the areas of undersupply are concentrated in GI areas 1, 2, and 7, so the demand for new Rugby pitches is likely to be stronger in those areas.

14.13 As noted in 14.9 there are existing proposals for new development at Bourne Way and Poolfoot Farm, which have football pitch provision associated with them. In these localities it is not considered that provision above that conceived in the development proposals will be needed.

14.14 A Sport England produced Strategic Assessment for need for Artificial Grass Pitches is an integral part of this Strategy and is reproduced at Appendix 9. The key finding of this assessment is that Wyre is short by one AGP; hence there is more demand than supply than is currently available. Given that population growth is expected over the life of the PPS then this situation could continue or increase. Given the distribution of the population it is almost certainly the case that new AGP provision should be somewhere within GI areas 1- 4. It is noted that the redevelopment proposals affecting Bourne Way/Poolfoot Farm include an AGP and that this will be located in GI2, which is within the most densely populated part of the local authority area and could fulfil the additional requirement.

14.15 A finding of this study was that TGR demand generated by Sport England calculations is less than the growth desired by individual clubs. This is a generally expected result as it is in the nature of clubs to be optimistic when it comes to growth. TGR rates are considered to be a better predictor of future supply and demand.

14.16 A number of the findings of the study leading to the preparation of the PPS are related to sports development as much as they are to planning and housing development. Wyre Council has a Sports Development Officer who has a role in rolling out this Strategy. The PPS strategy sets a framework for sports development over the next 10 years.

**NGB GENERAL STRATEGIES:**

	<b>Sport</b>	<b>Key Strategy</b>	<b>Key strategic issues covered most relevant to Wyre:</b>
-	Football	FA National Game Strategy and FA National Facilities Strategy and FA Chairman’s England Commission Report (May 2014)	<ul style="list-style-type: none"> <li>- Affordability</li> <li>- Growth and retention of players</li> <li>- Reversing decaying facilities in view of declining local authority budgets</li> <li>- Provide new facilities and pitches in key locations</li> <li>- Ensuring that playing pitches and facilities are protected for the benefit of current and future participants.</li> <li>- The quality and impact of coaching and coach education especially in grassroots football</li> <li>- The quantity and quality of grassroots facilities, especially all weather pitches</li> </ul>
	Cricket	Champion Counties Strategic Plan	<ul style="list-style-type: none"> <li>- An increase in participation</li> <li>- Expand the number of participants in women’s and disabilities cricket</li> <li>- For each £1 provided in facility grants through the ‘Sport England Whole Sport Plan Grant Programme’ ensure a multiplier of three with other funding partners</li> <li>- Provide a fund for capital investment to enhance facilities as well as interest free loans</li> </ul>



-	Rugby Union	Rugby Football Union National Facilities Strategy	<ul style="list-style-type: none"> <li>- Support local clubs ability to generate revenue through activities and partnerships.</li> <li>- Increase the provision of changing rooms and clubhouses that can sustain concurrent adult and junior male and female activity at clubs</li> <li>- Improve the quality and quantity of natural turf pitches and floodlighting</li> <li>- Increase the provision of artificial grass pitches that deliver wider game development</li> <li>- Facility upgrades</li> </ul>
-	Rugby Football League	Facilities Strategy	<ul style="list-style-type: none"> <li>- Geographical Spread is theme</li> </ul>
-	England Hockey Board	A Nation where Hockey Matters	<ul style="list-style-type: none"> <li>- Grow participation</li> <li>- Enhance Hockey infrastructure by improving facilities, coaching, etc.</li> </ul>

### FOOTBALL STRATEGY:

	Recommendations	Delivery	What will it achieve?
FS1	Reconfiguration of pitches.	<p>Review on site by site basis including:</p> <ul style="list-style-type: none"> <li>- Civic Centre Playing Fields, Poulton-le-Fylde</li> <li>- Preesall Park, Preesall</li> </ul> <p>(refer to Action Plan for more detail)</p> <p>Increase dedicated 5v5, 7v7 and 9v9 pitches.</p> <p>Diversify existing school provision, which is currently focused on 11v11 to increase the number of 5v5, 7v7 and 9v9 pitches.</p>	<p>Response to latest FA guidelines for Youth Development.</p> <p>Maximise utilisation of available space.</p> <p>Improve quality of 11v11 pitches.</p>
FS2	Development of Fleetwood Town FC training facilities is key to development of corresponding community facilities.	Engage with club and community during development of planning application and detailed proposals.	Improved facilities for Fleetwood Town FC and Grassroots Football.
FS3	Review pitch layout and provision associated with Fleetwood High School.	Increase / enable liaison with school and clubs.	Gain formal user agreement.

	<b>Recommendations</b>	<b>Delivery</b>	<b>What will it achieve?</b>
FS4	Up skilling and training inputs are required to overcome competency and knowledge limitations for clubs who are wishing to take on management responsibilities.	NGBs and Wyre Council Sports development to facilitate access to appropriate training for clubs seeking to directly manage sites.	Club empowerment and better pitch management.

### CRICKET STRATEGY:

	<b>Recommendations</b>	<b>Delivery</b>	<b>What will it achieve?</b>
CS1	Advise on best way for clubs to expand to new grounds. e.g. Shireshead and Forton CC.	Engage with ECB and Planning Service.	Identification of means and sites for expansion.
CS2	Encourage clubs to obtain PQA's for their ground.	Engage with Clubs and ECB.	Firm quality assessment and guidance for improvement.
CS3	Where PQA's have been undertaken, carry out recommendations.	Clubs to implement action plan for recommendations. i.e. top dressing to improve root zone, aeration of the square and scarification.	Improvement of pitch quality. Increase in carrying capacity.
CS4	Improvements to changing facilities at Cottam Hall.	Enable Wyre CC and Comrades CC to seek grants.	Better quality facilities.
CS5	Support teams who wish to expand their number of teams i.e. Fylde CC, Great Eccleston CC and Shireshead and Forton CC	Consider use of Hodgson Academy Pitch or Baines School for Fylde CC.  Review options with Wyre Council Sports Development Officer and ECB any initiatives for club support.	Increased participation.

### RUGBY UNION STRATEGY:

	<b>Recommendations</b>	<b>Delivery</b>	<b>What will it achieve?</b>
RU1	Recognise pitches at Fleetwood RUFC, Thornton Cleveleys YMCA Leisure Centre and King George V (Broadwater) Fleetwood are all overplayed. Improve	Engage with clubs to improve maintenance and drainage to a minimum rating of D1 / M1.	Improved carrying capacity on pitches.

	Recommendations	Delivery	What will it achieve?
	drainage and grounds maintenance on all pitches.		
RU2	Long term improvement of Fleetwood RUFC clubhouse and AGP and Garstang RUFC changing rooms. Address issue of Thornton Cleveleys RUFC loss of clubhouse facilities at Thornton YMCA Leisure Centre.	Engage with clubs and NGB's for grants.	Improved facilities and training options to relieve pressure on pitches as well as improved facilities for social side of the game.
RU3	Support Garstang RUFC in their ambition to create a new rugby pitch at their ground.	Engage with club and NGB's for grants. Sports Development Officer to engage with this initiative.	Increased capacity and improved facilities and training options.
RU4	Rugby places significant wear and tear on grass pitches, hence it is recommended that increased maintenance is necessary but may need to be supplemented by offsite training provision to allow pitches to recover during the main playing season.	Sports Development Officer to liaise with local clubs to ascertain their specific needs in relation to pitch resting, enhanced management and offsite training.	Improved carrying capacity on pitches.
RU5	The RFU's hierarchy for training facilities is; <ul style="list-style-type: none"> <li>- At clubs, on grass, under floodlights.</li> <li>- On World Rugby compliant AGPs under floodlights.</li> <li>- Offsite floodlit facilities.</li> </ul> This is dictated by cost and would be judged on a site by site basis whether drainage or lights or both is required and what return that would illicit.	Floodlighting to be considered through the normal planning process.	Increased training and match play opportunities to improve participation.

## RUGBY LEAGUE:

	Recommendations	Delivery	What will it achieve?
RL1	Re-establish Rugby League team in Wyre.	Engage Fleetwood RUFC, who have had a team in the past, and RFL.	Re-introduction of a Rugby League side in the area.

## HOCKEY:

	Recommendations	Delivery	What will it achieve?
HS1	Create Sand filled AGP for Hockey within Wyre Council area.	Utilise grants / funding available from England Hockey, Sport England, Lottery Fund etc. Section 106 / CIL	Allows only remaining club in Wyre Council area to play their games within Wyre. Increase participation and development of the sport.

## BOWLS STRATEGY:

	Recommendations	Delivery	What will it achieve?
BS1	Maintain current standard of greens.	Through current mechanisms via clubs and Wyre Council.	Maintenance of current good standard of greens.
BS2	Improve Clubhouse facilities where resources allow.	Engagement of Clubs to ID priorities, Wyre Council and NGB's to obtain grant funding.	Improved ancillary facilities for bowlers and visiting teams.
BS3	DDA improvements to Gardener's Arms, Preesall and St Michaels on Wyre BC's.	Engagement of Clubs, Wyre Council and NGB's to obtain grant funding.	Sport for All.
BS4	Review use of Marine Gardens bowling greens, to make best use of the area.	Wyre Council to engage bowlers to ensure best quality greens are kept for bowls.	Alternative use for 2 disused greens. Increased revenue.
BS5	Review level of provision at North Drive Bowling Green in accordance with alternative facilities.	Through Wyre Council engaging with current users of the green.	Rationalisation of Bowling Green provision.

## GENERAL WYRE STRATEGY:

	Recommendations	Delivery	What will it achieve?
WG1	Seek funding to commission consultants to prepare pitch by pitch prescriptions for site improvements in GI Areas 1, 2, 4 and 8 where there is strong demand (feed into WG4) [needs to include schools so liaison required with LEA/LCC]	Wyre Council inter-departmental	Investment priorities, resource implications, incremental improvements.

	<b>Recommendations</b>	<b>Delivery</b>	<b>What will it achieve?</b>
WG2	Undertake a comprehensive survey of all Council owned sports related buildings (feed into WG3 and WG5)	Wyre Council inter-departmental	Feed into improvement of ancillary facilities (see below) leading to improvement plans and funding applications
WG3	Prepare an asset register	Wyre Council inter-departmental	Identify total Council held assets in relation to Sport provision and costs of management and upkeep.
WG4	Respond to overarching demand from clubs for improvements to quality of pitches.	Drive forward the strategic aims of the PPS.	Engagement of NGB's and Clubs. Sport England's "Key Drivers" of a Playing Pitch Strategy. Improved facilities.
WG5	Improve ancillary facilities.	Recognition that quality of ancillary facilities and changing provision is generally poor. Seek funding streams identified in Chapter 10. Engage / facilitate clubs in ownership of grant applications. Wyre Council Sports Development Officer / Sport England.	Higher Club profile. Increased participation and retention of clubs / teams.
WG6	Improve Pitch drainage across the Wyre Council area.	Recognise that improved drainage is required. Identify specific measures in line with Action Plan. Prioritise sites. Seek funding and engage clubs in delivery.	Increase pitch carrying capacity. Engagement of clubs.
WG7	Identify and manage five sites as 'hubs' of high quality with multiple pitches and changing facilities at; I. Myerscough College II. Preesall Park III. Cottam Hall	Strategic planning, funding applications, club engagement. Improved management and	Increased carrying capacity for key hubs.

	Recommendations	Delivery	What will it achieve?
	<p>IV. Thornton Cleveleys YMCA Leisure Centre</p> <p>V. King George V (Broadwater) Fleetwood Playing Fields</p>	<p>maintenance and ancillary facilities.</p>	
WG8	<p>Sport England has identified that one further AGP is required for Wyre to be compliant with national model.</p>	<p>Potential for development of <u>new</u> AGPs exist at:</p> <ul style="list-style-type: none"> <li>Fleetwood Town FC's ambition for new training facilities.</li> <li>Garstang Academy (Hockey)</li> </ul> <p>Funding / Section 106 / CIL</p>	<p>All year facilities for training and games. Relief for grass pitches.</p>
WG9	<p>Links to Myerscough College for training of clubs in ground maintenance. Creation of Grounds Maintenance Apprenticeships.</p> <p>Create a voluntary option for clubs to collaborate with the local authority to take on added-value maintenance of pitches above and beyond the core maintenance service (grass cutting, lining and posts) provided through the authority.</p>	<p>Funding to enable training of clubs in grounds maintenance.</p> <p>Exploratory talks with Myerscough College and Sport England linked to above.</p>	<p>Recognition of Myerscough College as a local centre for excellence and training in grounds maintenance. i.e. expertise on doorstep.</p>
WG10	<p>Review actual cost of maintenance against current charge.</p> <p>Introduce a graduated fee scale for maintenance.</p> <p>Ring fence playing pitch fees (Fees generated from Playing Pitches to be used to meet maintenance and improvement costs first).</p>	<p>Wyre Council to review current maintenance provision and charges.</p> <p>Provide sliding scale of charges related to improved provision.</p>	<p>Annual increase in revenue receipt to Wyre Council.</p> <p>Improved maintenance and carrying capacity on pitches.</p>
WG11	<p>Secure community use on school pitches, where possible, for training and matches.</p>	<p>Sports Development Officer to facilitate discussions between LEA, Schools and Clubs to extend amount of community use of school pitches. This could involve schools reconfiguring their pitches to meet club demands.</p>	<p>Relieve pressure on pitches used for training as well as games.</p> <p>Potential to provide additional income to schools</p>
WG12	<p>In sports planning - diversity should be considered as a key item. Namely to address the specific needs of groups</p>	<p>Sports Development Officer</p>	<p>Increased rates of participation from</p>

	<b>Recommendations</b>	<b>Delivery</b>	<b>What will it achieve?</b>
	such as for example, women and girls or those with disability. This approach to sports development will ensure that sports address the needs of the entire population.		currently under-represented groups.
WG13	Ensure annual inspection regime is in place	Wyre Council inter-departmental	Guide investment decisions and maintenance budgets.
WG14	Where the area action plans have identified spare capacity, the Council should consider reviewing the status of the surplus pitches using the following hierarchy; (i) Restructure to facilitate a different sporting use, (ii) make available as open space, taking into account the Wyre GI Strategy and (iii) If not required for either of the above, enter discussions with Sport England to consider its potential for development.	Wyre Council inter-departmental	Optimal use of playing pitches for sport and / or recreation.
WG15	Maintain the current Steering Group arrangements for the PPS into the future to deal with operational issues and to ensure delivery of Stage E of the Playing Pitch Strategy Methodology as set out by Sport England.	Wyre Council inter-departmental, NGB representatives, Sport England	Ensure the strategy is carried forward and delivered and act as a consultative platform for operational improvements.
WG16	Conduct future pitch usage studies of schools and colleges to monitor trends and whether there is an increase or decrease in pitch usage. Future surveys should seek to ascertain hours of use and the type of sport (eg: Rugby, Football, Hockey etc).	Sports Development Officer	Develop a better long term understanding school playing pitch usage and influence schools in respect of increasing the diversity of sports being taught.

### PLANNING AND INVESTMENT STRATEGY:

	<b>Recommendations</b>	<b>Delivery</b>	<b>What will it achieve?</b>
PI1	Incorporate sport pitch policy in Wyre local plan	Wyre Council Planning Service	Informed decision making
PI2	Apply weight against a planning application, which will result in the loss of a playing field, unless it meets one of five exceptions as defined in 'A Sporting Future for the Playing Fields of England'	Wyre Council Planning Service	Protect pitches for current and future generations

	<b>Recommendations</b>	<b>Delivery</b>	<b>What will it achieve?</b>
PI3	Create a number of 'hub sites' which could be multi-sport and with very good facilities as highlighted in the strategy maps	Partnerships involving local clubs, local authority, NGBs, Sport England	Sporting excellence, funding potential, opportunities to rationalise, take pressure of local authority management budgets
PI4	Seek grant funding for improvements/investment	Wyre Council to seek funding for sport investment through use of Regeneration team working in partnership with clubs and NGBs	Greater investment arriving in Borough from NGB, Lottery and other sources.
PI5	Investigate asset transfer as a future council policy	Wyre Council to consider sharing/partnership agreements and asset transfer with local clubs. Investigation should include knowledge gained from other local authority areas facilitated by a study visit as advised by Sport England.	Potential for empowerment of local clubs and devolvement of local authority responsibilities
PI6	Support the development of clubs and leagues to take on greater local role and responsibilities in respect of securing funding through access to fundraising training.	NGBs and Sport Development to prioritise capacity building as a long term enterprise supported by training and small grants to enable local clubs to access external funding sources.	Empowerment of local clubs.



## SECTION 15: FUNDING

15.1 The following sources of funding are available. Eligibility is dependent on the nature of the applicant, the type of project and priorities set by the fund giver.

15.2 The **Big Lottery Fund**: Grants from £300 to over £500,000 to organisations ranging from small local groups to major national charities

### 15.3 Sport England:

- **Protecting Playing Fields** - investing £15 million of National Lottery funding into improving community sports fields
- **Inclusive Sport** - The Inclusive Sport programme is designed to increase the number of disabled young people (aged 14+) and adults regularly playing sport as part of Sport England's wider commitment to increasing regular sport participation by disabled people. In the first round of Inclusive Sport 44 projects benefited from over £10 million of National Lottery investment
- **Community Sport Activation Fund** - Designed in response to local demand, the Community Sport Activation Fund is a £47.5 million Lottery funding programme provide grassroots activity at a very local level. We will invest in what works best in your area, based on local need and evidence.
- **Get Equipped** - Get Equipped fund will invest £1 million of National Lottery funding in the provision of specialist equipment to deliver sport to disabled people. Building on the success of the London 2012 Paralympics Games, this funding will help make sport a practical choice for many more disabled people inspired by the Games.
- **Small Grants** - Small Grants uses Lottery funding to make awards of between £300 and £10,000 to not-for-profit organisations to help more people play sport
- **Iconic facilities** - investing over £30 million in National Lottery funding into innovative, large-scale, multi-sport facility projects
- **Improvement Funds** - Awards grants of £150,000 - £500,000 in sustainable projects with a clear local need. It bridges the gap between Iconic Facilities fund which invest in large-scale, multi-sport facilities and Inspired Facilities fund which supports small-scale community projects.
- **Inspired Facilities** - £82 million programme that funds the renovation and modernization of local sports facilities.
- **Active Colleges** - £25 million National Lottery fund which aims to help more college students play sport. This is split into College Sport Makers and the FE Activation Fund
- **Strategic Facilities Fund** - will direct capital investment into a number of key local authority projects that are identified through a strategic needs assessment and that have maximum impact on growing and sustaining community sport participation
- **University Sport Activation Fund** - £15 million revenue fund aimed at universities, to challenge them to continue to enhance their sport offer to appeal to more HE students, and demonstrate the value that sport plays within wider university objectives.
- **Sports Match Funding** - Awards to organisations running projects aimed at increasing participation in sports at community level (revenue or capital). Matching commercial sponsorship money invested in community sport on a £ for £ basis with a minimum award of £1000 and maximum of £50,000.

### 15.4 Football Foundation:

- **The Premier League & The FA Facilities Fund** will provide grants for building or refurbishing grassroots facilities, such as changing pavilions and playing surfaces for community benefit, with money provided by the Premier League, The FA and the Government (via Sport England) and delivered by the Foundation. It will begin to provide this investment from Monday 20 January 2014.
- **The Premier League & The FA Facilities Fund Small Grants Scheme** awards grants of up to £10,000 for the provision of capital items, or to refurbish/improve existing facilities. It will begin to provide this investment in late 2014.
- **The FA and Foundation's Respect barriers and Respect packs** (made up of captains' armbands, marshals' bibs and Respect Signage) are available to football leagues and clubs to ensure there is good behaviour by players and parents alike in the grassroots game, with money provided by The FA and vouchers supplied by the Foundation.

### 15.5 Rugby Football Foundation:

- **Helping Hand Grants** - This is a mechanism for clubs to apply for a small grant of between £500 and £1,500 for eligible capital projects (for example new rugby posts or redecorating the changing rooms) with the club matching the grant on a like for like basis.
- **Ground Match grant scheme** - The maximum available grant is £5,000 and the minimum £1,500. Grants will be available on the basis of matching clubs' own funds (internally or externally generated) on a 50:50 basis.
- **Interest Free Loan Scheme** - This provides up to £100,000 in an interest free loan to capital works to clubs at level 4 and below which contribute to the retention and recruitment of community rugby players.

15.6 **Biffaward** grants can be applied for if the applicant is within 10miles of a landfill site

15.7 **Community Development Foundation (CDF)** CDF gives grants to community and voluntary groups working to improve communities. Key themes are: Community Cohesion; Community Engagement; Strong Communities.

15.8 **Think Big** - O2's new Community Funding "Think Big" is for people wanting to create, change or start a community project.

15.9 **Legacy Trust UK** supports a wide range of innovative cultural and sporting activities that celebrate the London 2012 Olympic and Paralympic Games and will leave a lasting legacy in communities throughout the United Kingdom.

15.10 **Cash 4 Clubs Grant Scheme** - offers all sports clubs in the UK the chance to win grants ranging from £250 to £1000. It is a simple scheme aimed at giving community clubs a helping hand and providing the opportunities to raise the money they need to invest in their club.

## SECTION 16: REVIEW AND MONITORING

16.1 When the strategy is adopted it should be monitored and the actions it contains reviewed on a regular basis. This is listed at Step 10 of the PPS guidance. It is recommended that a Council Officer should be nominated to track progress, which could potentially be linked to the Sports Development role.

16.2 It is also recommended that a Steering Group continue to review and monitor progress of the Wyre PPS. That steering group could be a continuation of the steering group set up to guide the preparation of the Wyre PPS as this already involves cross cutting representation from different council departments, NGB representatives and a Sport England representative.

16.3 With regards to the review and monitoring timetable, in this PPS; short term is understood to mean 0 – 1 years, medium term 2 – 5 years and long term 6 – 10 years. In view of this timescale interim reviews of progress should ideally take place against this timescale. As follows:

16.4 Short term first review – focus on action plan and update to incorporate changes: 2016/17;  
Medium term second reviews - focus on action plan and update to incorporate changes: 2019/20;  
Long term/mid-point review - focus on action plan and strategy update to incorporate changes: 2025.

16.5 Annual monitoring of pitch condition is also needed and this is a lead role for the local authority. However there is scope to ingather the NGBs and local clubs and leagues into this process to spread the burden of monitoring. Use of information technology allowing clubs to upload information directly to the Council could be investigated.

16.6 The link to the Wyre Local Plan which is due to run to 2030/31 also suggests that a mid-point review of the PPS would be beneficial sometime between 2021 – 2024 especially in the light of population growth, local capacity and the then role of local government as a service provider (also see 16.3).

16.7 Quality reviews of municipal playing pitches can also be incorporated into future updated of the Wyre Open Space Audit and needs Assessment.



Picture: Sand filled AGP at Myerscough

## SECTION 17: ABBREVIATIONS USED IN THIS REPORT, ACKNOWLEDGEMENTS, PHOTOGRAPHIC CREDITS.

### Abbreviations used in this report

AGP	Artificial Grass Pitch
Bowls	Refers to 'Crown Green Bowls'
FC	Football Club
GPS	Global Positioning System
NGB	National Governing Body of Sport
NPPF	National Planning Policy Framework
PPS	Playing Pitch Strategy
URN	Unique Reference Number
NTVQA	Non-Technical Visual Quality Assessment
POA	Pitch Quality Assessment
RUFC	Rugby Union Football Club
SPD	Supplementary Planning Document
TGR	Team Generation Rates
URN	Unique Reference Number

### Acknowledgments

Andrew Gardner  
Angela Longstaff  
Bobby Denning  
Carol Doran  
Chris Davis  
Clive Davies  
David Thow  
Derek Egan  
Fiona Pudge  
Ian Munro  
Julie Longden  
Mark Billington  
Neil Macfarlane  
Paul McGrath  
Roger DeNobrega  
Tom Bartram  
Tom Butlin  
Daniel Phillips

### Photographic credits

TGP Landscape Architects

## Disclaimer

This Final Report and accompanying information has been provided to Wyre Council (the Client) in a form exclusively for the Services. The Client acknowledges that except to the extent the Client uses the Final Report for the Services, MD2 Consulting Ltd makes no representations and gives no warranties express or implied in relation to the Final Report and accompanying information where the content of the Final Report is taken out of context or altered by the Client without the express knowledge of MD2 Consulting Ltd.

## APPENDICES

Appendices to the strategy as follows are reproduced in an accompanying CD/file sharing website

- Appendix 1 List of Schools, College and Sports Clubs consulted in preparing the Wyre Playing Pitch Strategy
- Appendix 2 Consultation questionnaire template by sport
- Appendix 3 Copies of consultation responses for schools
- Appendix 4 Current and likely future pitch demand
- Appendix 5 Site assessment form for bowls
- Appendix 6 Completed non-technical assessments (NTQs) for all sites
- Appendix 7 Cricket pitch/ wicket quality assessments
- Appendix 8 Copies of questionnaire responses
- Appendix 9 Sport England strategic assessment of need for artificial grass pitch (AGP) provision in Wyre.



MD2 Consulting Ltd  
36 Nevilledale Terrace  
Durham  
DH1 4QG

[www.md2.org.uk](http://www.md2.org.uk)  
[info@md2.org.uk](mailto:info@md2.org.uk)  
03304 408022