



# WYRE COUNCIL PLAYING PITCH & OUTDOOR SPORTS STUDY

## ASSESSMENT REPORT JULY 2023

QUALITY, INTEGRITY, PROFESSIONALISM

**Knight, Kavanagh & Page Ltd**  
Company No: 9145032 (England)

**MANAGEMENT CONSULTANTS**

Registered Office: 1 -2 Frecheville Court, off Knowsley Street, Bury BL9 0UF  
T: 0161 764 7040 E: [mail@kcp.co.uk](mailto:mail@kcp.co.uk) [www.kcp.co.uk](http://www.kcp.co.uk)



Cert Num: 6543-QMS-001

# WYRE COUNCIL PLAYING PITCH AND OUTDOOR SPORT STUDY ASSESSMENT REPORT

---

## CONTENTS

ABBREVIATIONS .....	1
PART 1: INTRODUCTION .....	2
Stage A: Prepare and tailor the approach .....	3
Stage B: Gather information and views on the supply of and demand.....	11
Stage C: Assess the supply and demand information and views .....	18
PART 2: FOOTBALL.....	20
2.1: Introduction .....	20
2.2: Supply .....	21
2.3: Demand.....	32
2.4: Capacity analysis .....	38
2.5: Supply and demand analysis .....	46
2.6: Conclusion .....	49
PART 3: THIRD GENERATION TURF (3G) PITCHES .....	51
3.1: Introduction .....	51
3.2: Supply .....	51
3.3: Demand.....	58
3.4: Supply and demand analysis .....	64
3.5: Conclusion .....	65
PART 4: CRICKET .....	67
4.1: Introduction .....	67
4.2: Supply .....	68
4.3: Demand.....	77
4.4: Capacity analysis .....	82
4.5: Supply and demand analysis .....	87
4.6: Conclusion .....	89
PART 5: RUGBY UNION .....	91
5.1: Introduction .....	91
5.2: Supply .....	91
5.3: Demand.....	97
5.4: Capacity analysis .....	102
5.5: Supply and demand analysis .....	106
5.6: Conclusion .....	107
PART 6: RUGBY LEAGUE .....	109
6.1: Introduction .....	109
6.2: Supply .....	109
6.3: Demand.....	110
6.4: Supply and demand analysis .....	111
6.5: Conclusion .....	112

# WYRE COUNCIL PLAYING PITCH AND OUTDOOR SPORT STUDY ASSESSMENT REPORT

---

PART 7: HOCKEY.....	113
7.1: Introduction .....	113
7.2: Supply .....	115
7.3: Demand.....	121
7.4: Supply and demand analysis .....	124
7.5 Conclusion .....	124
PART 8: ATHLETICS.....	126
8.1: Introduction .....	126
8.2: Supply .....	126
8.3: Demand.....	127
8.4: Supply and demand .....	129
8.5: Conclusion .....	129
PART 9: TENNIS.....	130
9.1: Introduction .....	130
9.2: Supply .....	130
9.3: Demand.....	137
9.4: Supply and demand analysis .....	145
9.5: Conclusion .....	146
PART 10: BOWLS.....	147
10.1: Introduction .....	147
10.2: Supply .....	148
10.3: Demand.....	154
10.4: Supply and demand analysis .....	156
10.5: Conclusion .....	158
PART 11: CYCLING.....	160
11.1: Introduction .....	160
11.2: Supply .....	160
11.3: Demand.....	161
11.4: Conclusion .....	162
PART 12: GOLF.....	164
12.1: Introduction .....	164
12.2: Supply .....	164
12.3: Demand.....	171
12.4: Supply and demand analysis .....	174
12.5: Conclusion .....	174
PART 13: NETBALL.....	176
13.1: Introduction .....	176
13.2: Supply .....	176
13.3: Demand.....	180
13.4: Supply and demand analysis .....	182
13.5: Conclusion .....	182

# WYRE COUNCIL PLAYING PITCH AND OUTDOOR SPORT STUDY ASSESSMENT REPORT

---

PART 14: ARCHERY .....	183
14.1: Introduction .....	183
14.2: Supply .....	183
14.3: Demand.....	184
14.4: Supply and demand analysis .....	185
14.5: Conclusion .....	185
PART 15: WATER SPORTS .....	187
15.1: Introduction .....	187
15.2: Supply .....	187
15.3: Demand.....	187
15.4: Supply and demand analysis .....	188
15.5: Conclusion .....	188
PART 16: MULTI USE GAMES AREAS (MUGAS) .....	190
16.1 Introduction .....	190
16.2 Supply .....	190
16.3: Demand.....	193
16.4: Supply and demand .....	193
16.5: Conclusion .....	193
PART 17: OTHER SPORTS .....	195
17.1: Baseball/Softball.....	195
17.2: Rounders.....	195
PART 18: OVERALL SUMMARY .....	198
APPENDIX 1: SPORTING CONTEXT .....	200
APPENDIX 2: NON TECHNICAL ASSESSMENT SHEETS .....	217

# WYRE COUNCIL PLAYING PITCH AND OUTDOOR SPORT STUDY ASSESSMENT REPORT

---

## ABBREVIATIONS

3G	Third generation (artificial turf)
AC	Athletics Club
AGP	Artificial grass pitch
BARLA	British Amateur Rugby League Association
BC	Bowling Club
BCGBA	British Crown Green Bowling Association
CC	Cricket Club
ECB	England and Wales Cricket Board
EH	England Hockey
FA	Football Association
FC	Football Club
FE	Further Education
FF	Football Foundation
FIFA	Fédération Internationale de Football Association
FIT	Fields in Trust
FPM	Facilities Planning Model
GI	Green Infrastructure
GIS	Geographical Information Systems
GMA	Grounds Management Association
HC	Hockey Club
KKP	Knight, Kavanagh and Page
LCF	Lancashire Cricket Foundation
LFA	Lancashire County Football Association
NC	Netball Club
NGB	National Governing Body
NPPF	National Planning Policy Framework
ONS	Office for National Statistics
PPOSS	Playing Pitch and Outdoor Sport Study
PPS	Playing Pitch Strategy
RFL	Rugby Football League
RFU	Rugby Football Union
RLFC	Rugby League Football Club
RUFC	Rugby Union Football Club
SE	Sport England
TGR	Team Generation Rates
U	Under
WC	Wyre Council
WR	World Rugby

# WYRE COUNCIL PLAYING PITCH AND OUTDOOR SPORT STUDY ASSESSMENT REPORT

---

## PART 1: INTRODUCTION

Wyre council has commissioned a Playing Pitch & Outdoor Sport Study (PPOSS) to replace its existing Playing Pitch Strategy (PPS) as part of a wider refresh of its green infrastructure (GI) evidence base.

The refreshed evidence base will provide a strong basis for corporate policies designed to promote sustainable environments (including biodiversity and climate change adaptation and mitigation) and improve health and well-being across Wyre and be sufficiently robust to support a review of the Wyre Local Plan. This single commission involves three related work streams:

- ◀ Work stream 1 - Playing Pitch and Outdoor Sports Study (PPOSS)
- ◀ Work stream 2 - Green Infrastructure Audit (GIA)
- ◀ Work stream 3 - Green Infrastructure Strategy (GISt), incorporating a Green Infrastructure Needs Assessment (GINA)

The three work streams together form the Wyre Green Infrastructure Study. As well as providing up to date evidence, the work streams will be mutually supportive and complement the new Wyre Moving More Physical Activity and Sport Strategy, Assessing Needs and Opportunities (ANOG) compliant Indoor Facility Needs Assessment Strategy, and the Leisure Facilities Masterplan and Management options appraisal.

The new PPOSS will provide the necessary robustness and direction to inform decisions on future strategic planning and investment priorities for pitches and outdoor sport facilities. This report (known as the Assessment Report) presents a supply and demand assessment of playing pitches and outdoor sport across the area and is delivered in accordance with Sport England's Playing Pitch Strategy (PPS) Guidance and 'Assessing Needs and Opportunities' Guidance.

Sport England's PPS Guidance details a 13-stepped approach, separated into five distinct sections, as follows:

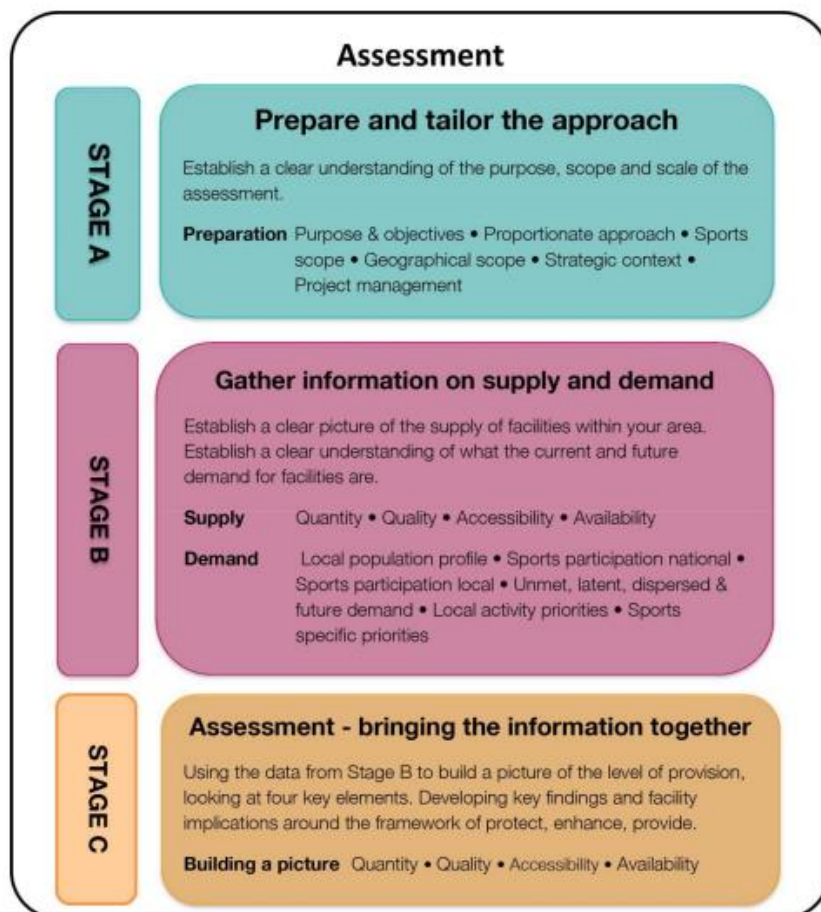
- ◀ Stage A: Prepare and tailor the approach (1)
- ◀ Stage B: Gather information and views on the supply of and demand for provision (2 & 3)
- ◀ Stage C: Assess the supply and demand information and views (4, 5 & 6)
- ◀ Stage D: Develop the strategy (7 & 8)
- ◀ Stage E: Deliver the strategy and keep it robust and up to date (9 & 10)

Stages A to C are covered in this report, with Stage D covered in the proceeding strategy document with Stage E undertaken by the PPOSS Steering Group to implement the recommendations and actions of the PPOSS.

Sport England's 'Assessing Needs and Opportunities' Guidance details the following approach shown in Figure 1.1.

# WYRE COUNCIL PLAYING PITCH AND OUTDOOR SPORT STUDY ASSESSMENT REPORT

Figure 1.1: Sport England’s ‘Assessing Needs and Opportunities’ Guidance approach



## Stage A: Prepare and tailor the approach

### Why the PPOSS is being delivered

The primary purpose of the PPOSS is to provide a strategic framework and action plan which ensures that the provision of outdoor playing pitches and sports facilities meet the local needs of existing and future residents across Wyre.

Wyre council’s existing PPS was completed in 2015 and is now therefore considered to be in need of review and refresh. This commission is focused on a broader range of sports and activities than the current PPS in recognition of the fact that non-pitch sports such as golf and tennis have an important role to play in meeting the boroughs sport and recreation needs. The PPOSS will replace the 2015 PPS upon its completion and will form part of the council’s updated green infrastructure (GI) evidence base.

# WYRE COUNCIL PLAYING PITCH AND OUTDOOR SPORT STUDY ASSESSMENT REPORT

---

The PPOSS and wider Wyre GI Study supports the social, environmental and economic objectives of the National Planning Policy Framework 2023 (NPPF23), particularly by recognising the health and well-being benefits that derive from community access to a network of high quality open spaces for sport and physical activity and by recognising the eco-system services benefits that green infrastructure can provide for nature and climate change.

One of the core planning objectives of the NPPF23 is to improve health, social and cultural wellbeing for all and deliver sufficient community and cultural facilities and services to meet local needs. Section 8 of the NPPF deals specifically with the topic of healthy communities and the importance of assessing the supply of and need for open spaces, with paragraph 98 stating,

*“Planning policies should be based on robust and up-to-date assessments of the need for open space, sport and recreation facilities (including quantitative or qualitative deficits or surpluses) and opportunities for new provision. Information gained from the assessments should be used to determine what open space, sport and recreational provision is needed, which plans should then seek to accommodate.”*

Paragraph 99 establishes the relationship between the assessment of open spaces and the management of development, stating that,

*“Existing open space, sports and recreational buildings and land, including playing fields, should not be built on unless:*

- a) an assessment has been undertaken which has clearly shown the open space, buildings or land to be surplus to requirements; or*
- b) the loss resulting from the proposed development would be replaced by equivalent or better provision in terms of quantity and quality in a suitable location; or*
- c) the development is for alternative sports and recreational provision, the benefits of which clearly outweigh the loss of the current or former use”.*

The PPOSS is being prepared in accordance with Sport England Playing Pitch Strategy (PPS) Guidance (October 2013 as updated in March 2014) and will provide a robust and objective justification for future playing pitch and outdoor sport provision throughout the Borough in-line with the above national planning policy.

## **Wyre Local Plan and the Wider Wyre context**

The current Wyre Local Plan was originally adopted in 2019 but recently updated and re-adopted in January 2023.

The Local Plan contains two policies directly addressing green infrastructure:

- ◀ Policy CDMP4 Environmental Assets (parts 4-8) establishes the basis for the protection of green infrastructure across the borough, including the designation of green infrastructure on the Policies Map.



# WYRE COUNCIL PLAYING PITCH AND OUTDOOR SPORT STUDY ASSESSMENT REPORT

---

- ◀ Policy HP9 Green Infrastructure in New Residential Developments establishes green infrastructure standards to be met as part of residential developments on 11 dwellings or more.

To inform corporate policy on health and wellbeing, the Wyre Moving More Strategy and the emerging review of the adopted Local Plan, the council is updating the green infrastructure evidence base which will take into account relevant national and local policies, strategies and best practice, including:

- ◀ The NPPF23.
- ◀ Relevant national planning practice guidance.
- ◀ The government's 25 Year Environment Plan (and its first revision, the Environmental Improvement Plan 2023) and climate change policy.
- ◀ Wyre council's corporate policy on health and well-being, the environment and climate change.
- ◀ Up-to-date guidance from relevant organisations including Sport England's Playing Pitch Strategy Guidance: an approach to developing and delivering a playing pitch strategy (2013) and Sport England's Assessing Needs and Opportunities Guidance (2014).
- ◀ Any best practice identified as the study progresses.

Specifically, the new PPOSS will provide robust and objective justification for future playing pitch provision and policy throughout the Borough. The purpose of the PPOSS is to provide the evidence required to protect playing fields and outdoor sports and physical activity facilities and ensure that sufficient land is available to meet existing and future requirements. In doing so, the PPOSS will:

- ◀ Support and inform corporate health and wellbeing policies including the new Wyre Moving More Strategy;
- ◀ Provide a robust evidence base to support the development of green infrastructure policies as part of the emerging review of the current Wyre Local Plan;
- ◀ Be capable of being a material consideration in the determination of planning applications;
- ◀ Provide a strategic framework that ensures the provision of outdoor sports and physical activity facilities meets local needs of residents (existing and future) and those of physical activity providers and sports clubs;
- ◀ Inform investment and funding decisions; and
- ◀ Identify any risks to provision as a result of potential climate change impacts, including flooding.

## Study area

Spatially, Wyre borough comprises very different geographies – from the urban peninsular in the west of the borough comprising the settlements on Fleetwood, Thornton, Cleveleys and Poulton-le-Fylde, to a large rural hinterland comprising coast, coastal plain and the uplands of the Forest of Bowland and within which are located a number of rural villages. The River Wyre provides a defining feature to some extent providing separation between the two parts.

# WYRE COUNCIL PLAYING PITCH AND OUTDOOR SPORT STUDY ASSESSMENT REPORT

---

The study area comprises the catchment areas relevant to each sport and activity with a focus on the Wyre council administrative area. Cross boundary issues will also be explored to determine the level of imported and exported demand, recognising, for example, that people travel to and make use of sports facilities irrespective of administrative boundaries. Neighbouring authorities are Blackpool, Fylde, Lancaster, Preston and Ribble Valley. As none of these authorities have up to date PPSs in place, it is not considered appropriate to review them and instead we have identified any cross boundary issues through up to date consultation with NGBs and clubs.

The results of the assessment of supply and demand/need are provided for each sport and activity considered within the scope of this Study. To provide a spatial element suitable for land-use planning purposes, the results of the assessment are also provided at the level of the Borough and more localised sub-areas in line with the GI Study overall taking into account the sports catchment areas.

As detailed above, individual sports catchment areas do not necessarily fit into administrative boundaries and that should be taken into consideration during the decision-making process for planning and investment.

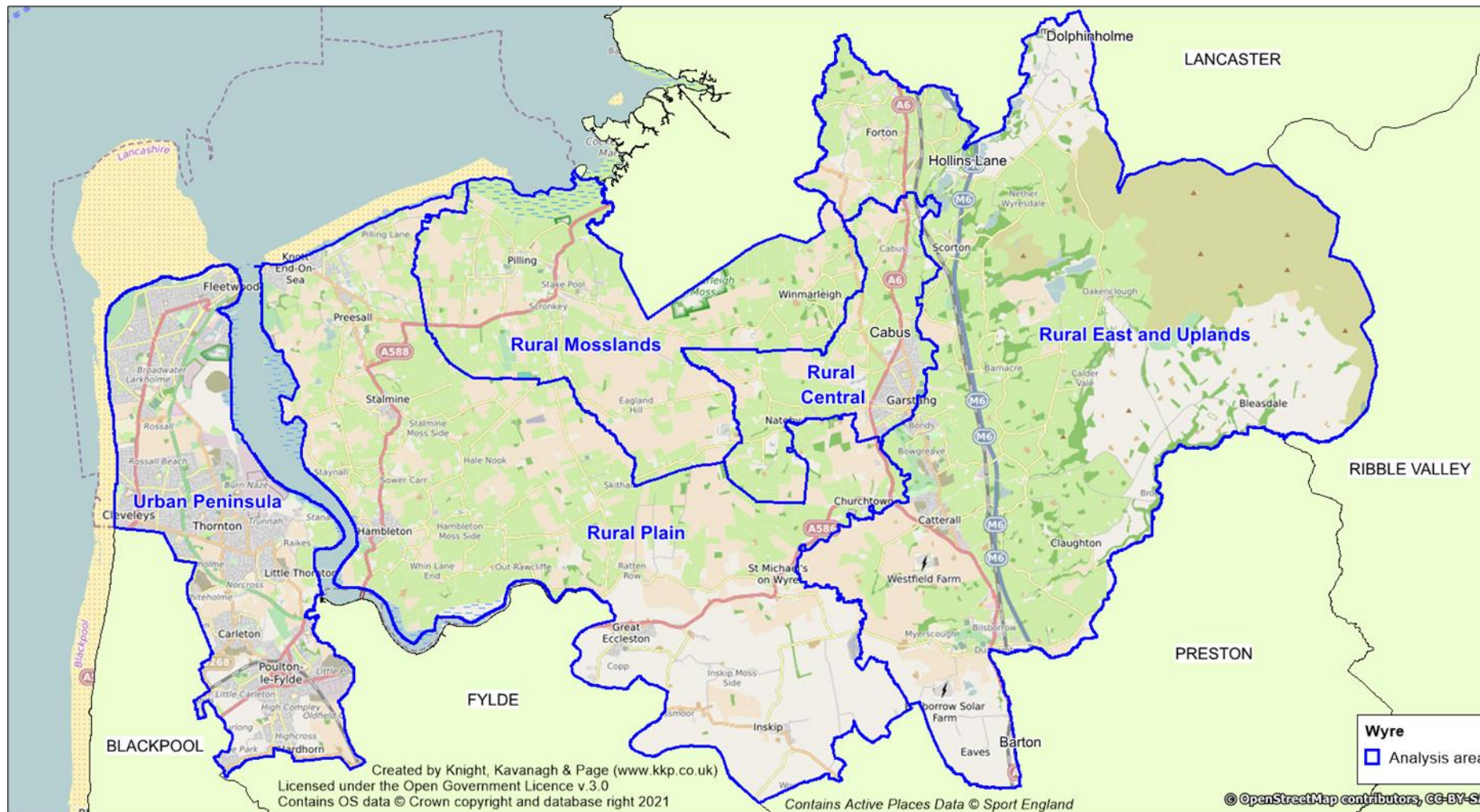
The following sub-areas (analysis areas) have been devised to allow for ease of reporting:

- ◀ Urban Peninsula (containing Fleetwood, Thornton, Cleveleys and Poulton-le-Fylde).
- ◀ Rural Plain (comprising the wards of Preesall, Hambleton with Stalmine and Great Eccleston).
- ◀ Rural Mosslands (comprising the ward of Pilling).
- ◀ Rural Central (comprising the ward of Garstang).
- ◀ Rural East and Uplands (comprising the wards of Wyresdale, Calder and Brock with Catterall).

For audit purposes (Green Infrastructure Audit) the broad sub-areas will be further sub-divided into sites within settlement boundaries and those outside of settlement boundaries.

# WYRE COUNCIL PLAYING PITCH AND OUTDOOR SPORT STUDY ASSESSMENT REPORT

Figure 1.2: Wyre Borough and Sub-areas



# WYRE COUNCIL PLAYING PITCH AND OUTDOOR SPORT STUDY ASSESSMENT REPORT

---

In addition, there are several parishes and town councils located within Wyre and can be seen in Figure 1.3 overleaf:

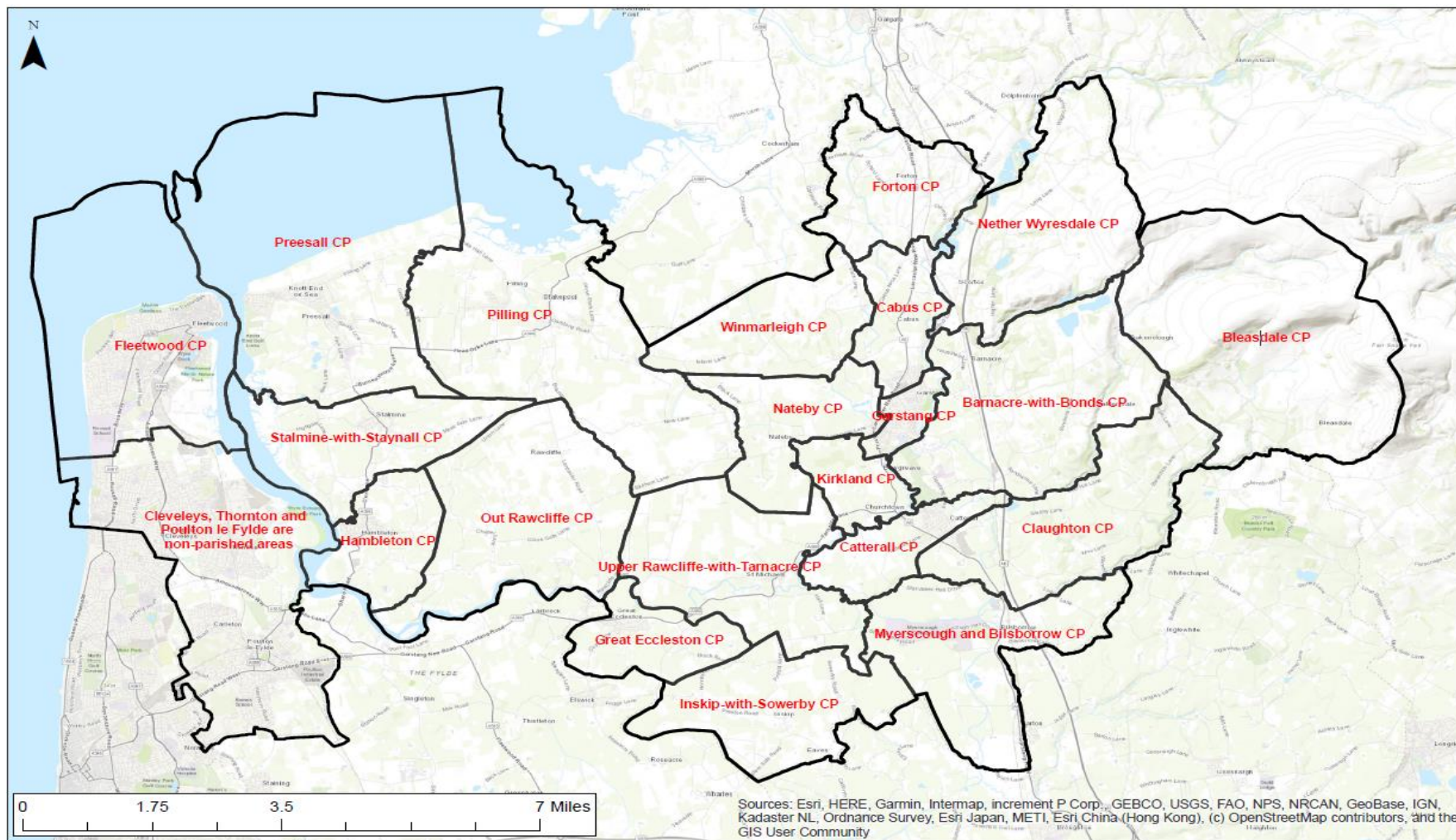
- ◀ Barnacre-with-Bonds
- ◀ Bleasdale
- ◀ Cabus
- ◀ Catterall
- ◀ Claughton
- ◀ Fleetwood
- ◀ Forton
- ◀ Garstang
- ◀ Great Eccleston
- ◀ Hambleton
- ◀ Inskip-with-Sowerby
- ◀ Kirkland
- ◀ Myerscough and Bilsborrow
- ◀ Nateby
- ◀ Nether Wyresdale
- ◀ Out Rawcliffe
- ◀ Pilling
- ◀ Preesall
- ◀ Stalmine-with-Staynall
- ◀ Upper Rawcliffe-with-Tarnacre
- ◀ Winmarleigh

Some parish councils play a key role in the management of sports facilities across the Borough, particularly in the rural area of the Authority. For example, Bilsborrow Playing Field and Queen Elizabeth II Playing Field (Catterall) are both managed by parish councils.

Education providers and leisure operators also provide a considerable portion of sports facilities across Wyre and operate a number of key sites. Council owned leisure centres are operated by YMCA Fylde Coast.

# WYRE COUNCIL PLAYING PITCH AND OUTDOOR SPORT STUDY ASSESSMENT REPORT

Figure 1.3: Parish boundary map



## Parish Boundaries

This map is reproduced from Ordnance Survey material with the permission of Ordnance Survey on behalf of the Controller of His Majesty's Stationery Office © Crown copyright. Unauthorised reproduction infringes Crown copyright and may lead to prosecution or civil proceedings. Wyre Council Licence Number: 100018720 2023

# WYRE COUNCIL PLAYING PITCH AND OUTDOOR SPORT STUDY ASSESSMENT REPORT

---

## Agreed scope

The following types of playing pitches and outdoor sports were agreed for inclusion within the PPOSS.

- ◀ Football
- ◀ Cricket
- ◀ Rugby union
- ◀ Rugby league
- ◀ Hockey
- ◀ Tennis
- ◀ Netball
- ◀ Bowls
- ◀ Athletics (and running)
- ◀ Cycling
- ◀ Golf
- ◀ Archery
- ◀ Water based sports
- ◀ MUGAs
- ◀ Other sports i.e. baseball/softball and rounders

Further to the above, there is also a recognised role of informal recreational space (and informal outdoor sport activity) in meeting the changing demands of local communities and links to the current Wyre Green Infrastructure Audit and Strategy which are being developed in tandem with this study.

## Management arrangements

A project team from the council has worked with KKP to ensure that all relevant information is readily available so that project stages and milestones are delivered on time. In addition, a strong and effective steering group has and will continue to lead the PPOSS during its development and will be responsible for the delivery of its recommendations and actions.

The membership of the steering group is balanced and representative of the different parties and key drivers behind the work; it is made up of representatives from the council, Sport England and relevant National Governing Bodies of Sport (NGBs). It is and has been responsible for the direction of the PPOSS from a strategic perspective and for supporting and checking and challenging the work of the project team.

It will be important for the steering group to continue once the PPOSS has been finalised for several reasons, including a continuing responsibility to:

- ◀ Be a champion for provision in the area and promote the importance of the PPOSS.
- ◀ Support implementation of the recommendations and action plan.
- ◀ Monitor and evaluate the outcomes of the study.
- ◀ Ensure that the work is kept up to date and refreshed through regular monitoring and review.

## Stage B: Gather information and views on the supply of and demand for provision

It is essential that the PPOSS is based on the most accurate and up-to-date information available for the supply of and demand for playing pitches. This section provides details about how this information has been gathered in Wyre.

### Gather supply information and views – an audit of playing pitches

Sport England's guidance uses the following definitions of a playing pitch and playing field; these are set out by the Government in the 2015 'Town and Country Planning (Development Management Procedure) (England) Order'<sup>1</sup>:

- ◀ **Playing pitch** – a delineated area of 0.2ha or more which is used for association football, rugby, cricket, hockey, lacrosse, rounders, baseball, softball, American football, Australian football, Gaelic football, shinty, hurling, polo or cycle polo.
- ◀ **Playing field** – the whole of a site which encompasses at least one playing pitch.

It should be noted that the reference to five years within the Order is purely in relation to whether Sport England should be consulted in a statutory capacity. The fact that a playing field may not have been marked out for pitch sport for more than five years does not mean that it is no longer a playing field. That remains its lawful planning use whether marked out or not. There is no positive obligation (under planning law) for any playing field to be actively used as such.

Although the statutory definition of a playing field sets out a minimum size, this PPOSS takes account of smaller size pitches that contribute to the supply side. For example, a site containing a mini 5v5 football pitch is included despite it being smaller than 0.2ha. The study counts individual grass pitches (as a delineated area) as the basic unit of supply, with the definition of a playing pitch also including artificial grass pitches (AGPs).

As far as possible all best endeavours have been made to identify all playing fields and pitches irrespective of ownership and use. The Assessment Report aims to capture all of the playing pitch facilities within Wyre; however, there may be instances that have led to omissions, such as school or private sites where access was not possible (although facilities at sites not accessed are still included within the study where provision is known to exist from other sources e.g. affiliation data or club/league consultation). Where provision has not been recorded within the report, they are still considered to exist for planning purposes and will continue to do so. Furthermore, any exclusion does not mean that the provision is not required from a supply and demand point of view.

---

<sup>1</sup> [Link to legislation: Town and County Planning](#)

# WYRE COUNCIL PLAYING PITCH AND OUTDOOR SPORT STUDY ASSESSMENT REPORT

---

## *Quantity*

Where known, all playing pitches are included irrespective of ownership and use. Playing pitch sites were initially identified using data from the 2015 PPS as well as Sport England's Active Places web-based database, with the council and NGBs supporting the process by checking and updating this initial data as well as supplying their own. This was also verified against club and league information supplied through consultation and any affiliation processes.

For each site, the following details are recorded in the project database:

- ◀ Site name, address (including postcode) and location
- ◀ Ownership and management type
- ◀ Security of tenure
- ◀ Community availability
- ◀ Total number, type and quality of provision
- ◀ Usage levels

## *Accessibility*

Not all pitches offer the same level of access to the community. The ownership and accessibility of playing pitches also influences their actual availability for community use. Each site is assigned a level of community use as follows:

- ◀ **Community use** – facilities in public, voluntary, private or commercial ownership or management (including education sites) recorded as being available for hire and currently in use by teams/members/individuals (depending on the sport).
- ◀ **Available but unused** - facilities that are available for hire but are not currently used externally; this most often applies to school sites but can also apply to sites which are expensive to hire or particularly poor quality.
- ◀ **No community use** - facilities which are, as a matter of policy or practice, unavailable for external hire. This includes professional club pitches along with some semi-professional club pitches where play is restricted to the first or second team of the host club.
- ◀ **Not available as disused** - Any sites where pitches were once, but are no longer, marked out and remain undeveloped.

For the purposes of the GI audit report, 'Outdoor Sports' refers to sites considered by WBC to have a primary function as sports provision including dedicated grass pitches and artificial pitches (i.e. floodlit, available for use in evenings and weekends). Outdoor

Sports are categorised into three subtypes:

Formal	Dedicated club/private sites. Typically, only available for sports club members to use.
Informal	Sites with sports provision which are also available for wider public use.
Disused	Sites where sports provision exist but are no longer marked out/operational and remain unused.



## WYRE COUNCIL PLAYING PITCH AND OUTDOOR SPORT STUDY ASSESSMENT REPORT

School sites which encompass grass playing fields and hard standing playgrounds are currently identified within the GI Audit as 'school grounds' provision. These are all noted as having 'restricted' use as they are not open access for members of the public. Any form of usage has to be pre-arranged and for a fee (i.e., if a grass pitch is used by a sports club, an arrangement between the club and school will exist with the club paying a fee).

Disused sites (see Table 1.1 below) provide the opportunity to help address deficiencies in pitch sport if brought back into use or replaced in a more sustainable location to meet need. These sites will be assessed to establish whether they are surplus to meet an identified need in this PPOSS, should be retained and protected for future use or could be replaced in accordance with Wyre Local Plan Policy CDMP4 taking into account the NPPF paragraph 99 and Sport England Playing Fields Policy.

The lawful use of a disused playing field is still that of a playing field until such time as it is developed for a non-pitch sport use or its use is formally changed through the planning system. There is no positive obligation, under planning law, for a playing field to be actively used as such. The table below lists disused sites within the Borough.

*Table 1.1: Disused outdoor sports sites in Wyre*

Site ID	Site name	Disused facility
TH38	Wyre Park	Adult football pitch. Disused <i>circa</i> 2020. Fylde Coast Soccer Looking to bring back into use as formal football provision.
HAM15	Lancaster Road Playing Fields	Youth 11v11 football pitch. Disused <i>circa</i> 2018.
CAL01	Off Strickens Lane	One grass cricket square with six grass wickets. Disused <i>circa</i> 2002.
FL02	Nautical College	One grass cricket square with nine grass pitches. Educational playing field last maintained for cricket <i>circa</i> 2016. Now no formal sports pitches marked on playing field.
CLE07	North Drive Bowling Green	One disused bowling green.
FL68	Marine Hall	Two disused bowling greens.
PIL06	Golden Ball Hotel	One disused bowling green.
RMS10	Patten Arms Bowls Club	One disused bowling green.
HAM03	Bob Williamson Park	Youth 11v11 football pitch. Disused <i>circa</i> 2010. Pitch is no longer marked; One set of goalposts remain installed. Acting as an open playing field.
BOW07	Turnpike	Adult football pitch. Disused <i>circa</i> 2018.
FOR04	School Lane Playing Fields	Mini 7v7 football pitch, that has both sets of goalposts installed. Pitch is currently not maintained or marked for sport. Acting as an open playing field.
PIL08	Off School Lane	Youth 11v11 football pitch. Disused <i>circa</i> 2010. Part of open field now fenced off, no longer maintained for sport. Acting as an open playing field.
STA03	Hall Gate Lane	Youth 11v11 football pitch. Disused <i>circa</i> 2018. Pitch is currently not maintained or marked for sport. Acting as an open playing field.

# WYRE COUNCIL PLAYING PITCH AND OUTDOOR SPORT STUDY ASSESSMENT REPORT

Site ID	Site name	Disused facility
CHU01	Kirkland Village Hall rec pitch	Youth 9v9 football pitch, that has both sets of goalposts installed. Pitch is currently not maintained or marked for sport. Acting as an open playing field.
FL23	Former High School Playing Field	Previously marked for football. Educational playing field. No longer maintained as formal sports pitches. Part allocated for housing development.

In addition to above, there are some existing playing field sites which may be able to or have previously accommodated more pitches than are presently marked. Where known, these will be identified through the PPOSS. There may also be sites which are no longer prepared and used for formal sport but serve another function, such as a public open space or park. These sites should not be considered disused as they continue to operate as part of the green infrastructure typology.

Sites in Wyre can also be protected for community use through additional status, such as through Community Right to Bid as Assets of Community Value (ACV).

An Asset of Community Value (ACV) is land or buildings nominated by a local voluntary or community group and which the council decides meets the requirements to be listed as an asset of community value. The statutory rules about assets of community value can be found in sections 87 – 103 of the Localism Act<sup>2</sup>.

If the owner of land or buildings that are listed as assets of community value wants to sell them, they must contact the council which will notify the community group that nominated the asset. The community group then has the opportunity to register its interest as a potential bidder, triggering a six month moratorium period during which, subject to certain exceptions, the owner can only sell the asset if it is to a community interest group. After the six month moratorium period the owner can sell to whomever they choose.

No playing field and outdoor sport sites are currently designated as ACVs in Wyre.

Furthermore, playing field sites can be protected through Fields in Trust (FIT) King George V (KGV) or Queen Elizabeth II (QE2) programmes. Protection is a legal agreement between FIT and the landowner of a space that they will retain it for use as a green space, usually a public park, playing field or recreation ground, in perpetuity. In Wyre, only King George V Playing Field, Fleetwood is currently protected by the FIT and is a designated KGV Playing Field.

## *Quality*

The capacity of playing pitches to regularly provide for competitive play, training and other activity over a season is most often determined by their quality. As a minimum, the quality and therefore the capacity of provision affects the playing experience and people's enjoyment of a sport. In extreme circumstances, it can result in provision being unable to cater for all or certain types of play during peak and off-peak times.

It is not just the quality of the provision itself which has an effect on capacity but also the quality, standard and range of ancillary facilities. The quality of both the playing

<sup>2</sup> [Link to legislation Land of community value](#)

# WYRE COUNCIL PLAYING PITCH AND OUTDOOR SPORT STUDY ASSESSMENT REPORT

---

pitch and ancillary facilities will determine whether provision is able to contribute to meeting demand from various groups and for different levels and types of play. The quality of all known playing pitches is identified in the audit and the ancillary facilities supporting them have been assessed regardless of ownership, management or availability. Non-technical assessments are carried out on every site that is accessible to understand the quality of each pitch and ancillary facilities. Along with capturing any details specific to the individual facilities and sites, a quality rating has also been recorded within the audit for each individual pitch. These ratings are used to help estimate the capacity of each facility to accommodate competitive and other play within the supply and demand assessment.

In addition to undertaking non-technical assessments to assess the quality of pitches and ancillary facilities (using the templates provided within the guidance and as determined by NGBs), users and providers have also been consulted on the quality. In some instances, the quality rating has been adjusted to reflect this i.e., an “agreed quality rating”. Additionally, the council has undertaken a portfolio of PitchPower<sup>3</sup> assessments which will inform quality ratings once these assessments have been processed.

## **Gather demand information and views**

Presenting an accurate picture of current demand for playing pitches (i.e. recording how and when pitches are used) is important when undertaking a supply and demand assessment. Demand for playing pitches in Wyre tends to fall within the following categories:

- ◀ Organised competitive play
- ◀ Organised training
- ◀ Informal play

Current and future demand for provision is presented on a sport-by-sport basis within the relevant sections of this report. In addition, unmet, latent, imported and exported demand for provision is also identified within each section.

Unmet demand is existing demand that is not getting access to pitches; it is usually expressed, for example, when a team is in training but is unable to access a match pitch, or when a league has a waiting list due to a lack of pitch provision, which in turn is hindering the growth of the league. In comparison, latent demand is defined as the number of additional teams that could be fielded if access to a sufficient number of outdoor sports facilities (and ancillary provision) was available. Exported and imported demand refers to those teams that are playing outside of their local authority area of choice.

A variety of consultation methods have been used to collate demand information. Firstly, face-to-face consultation (including some online video calls) was carried out with key clubs and leagues (as identified by the council and NGBs) from each sport, thus allowing for the collection of detailed demand information and an exploration of key issues to be interrogated and more accurately assessed. For all remaining clubs,

---

<sup>3</sup> [Link to PitchPower](#)

# WYRE COUNCIL PLAYING PITCH AND OUTDOOR SPORT STUDY ASSESSMENT REPORT

telephone consultation or an online survey was utilised. The response rates of consultation are set out below.

*Table 1.2: Summary of study response rates*

Sport	Total number	Number responding	Response rate	Methods of consultation
Football clubs	27	17	64%	Face to face/video meeting Online survey Telephone
Football teams	295	254	86%	Face to face/video meeting Online survey Telephone
Cricket clubs	8	7	88%	Face to face/video meeting Online survey Telephone
Rugby union clubs	3	3	100%	Video meeting
Rugby league clubs	1	0 <sup>4</sup>	0%	Video meeting Telephone Online survey
Hockey clubs	1	1	100%	Video meeting
Tennis clubs	6	6	100%	Telephone Online Survey
Bowling clubs	33	13	39%	Online survey Telephone
Athletics clubs	1	0 <sup>5</sup>	0%	Online survey Telephone
Golf clubs	5	2	40%	Online survey Telephone
Netball clubs	1	1	100%	Online survey
Archery clubs	1	1	100%	Telephone
Water sports clubs	5	0 <sup>6</sup>	0%	Video meeting Telephone

Consultation with England Golf was undertaken to inform Part 12: Golf including providing information relating to all facilities and clubs within Wyre.

In addition, the following five key educational sites were consulted with due the important role that each site plays in supporting community sport, these sites make their pitches available for community use and were consulted with to better understand the management and usage of pitches across their sites.

- ◀ Fleetwood High School
- ◀ Garstang Community Academy

<sup>4</sup>Several attempts were made to contact Wyre Warriors ARLFC for consultation, however, no response was received. Therefore, information for this section was collated through online desktop research and support from the RFL.

<sup>5</sup> One athletics club has been identified in Wyre; Garstang Running Club and although the Club was not consulted, England Athletics provide information for this section of the report and through online desktop research.

<sup>6</sup> There are currently five active water sport clubs/centre in Wyre. Attempts were made to contact all the clubs, along with the Royal Yachting Association, however, after multiple attempts, none responded. Therefore, information collated is from online desktop research.

# WYRE COUNCIL PLAYING PITCH AND OUTDOOR SPORT STUDY ASSESSMENT REPORT

---

- ◀ Hodgson School
- ◀ Millfield Science and Performing Arts College
- ◀ Myerscough College

## Future demand

Alongside current demand, it is important for the PPOSS to assess whether the future demand for playing pitches can be met. Using Office of National Statistics (ONS) population projections, likely participation growth and proposed housing growth, an estimate can be made of the likely future demand for playing pitches. Assumptions can then be made as to whether existing provision can cater for such growth.

### *Population growth*

The resident population in Wyre based on 2021 census data is 111,947. By 2039, the Borough's population is set to increase by 3,891 people to 115,838 (2014-based population projections).

Team generation rates are used to provide an indication as to how many people it may take to generate a team (by gender and age group). This ratio is then applied to predicted population growth to help estimate the change in demand for each sport that may arise in the future.

All future demand projections across the PPOSS for Wyre cover the period up until 2039, in line with the council's current Local Plan and to enable the provision of robust evidence base for a future Local Plan review.

### *Participation growth*

Each club that responded to consultation requests has been asked whether they are likely to field more teams over the lifespan of the PPOSS and, if so, what level of growth is likely to be achieved. Each sport-by-sport section within this report highlights the level of future demand based on this as well as determining the impact that this will have on provision.

Other information sources that were used to help related to participation growth include:

- ◀ Recent trends in the participation.
- ◀ The nature of the current and likely future population and their propensity to participate.
- ◀ Feedback from clubs on plans to develop additional teams / attract additional members.
- ◀ Any local and NGB specific sports development targets e.g., women's and girls.

In addition to the above, Housing Growth Scenarios will be included in the Strategy Report to estimate the additional demand for pitches by sport generated by housing numbers, cumulatively over the Local Plan period, and by individual strategic housing sites.

# WYRE COUNCIL PLAYING PITCH AND OUTDOOR SPORT STUDY ASSESSMENT REPORT

## Stage C: Assess the supply and demand information and views

Supply and demand information gathered is used to assess the adequacy of playing pitch provision in Wyre and to identify key issues, challenges and aspirations. This forms the basis of this report.

### Understand the situation at individual sites

Qualitative pitch ratings are linked to a pitch capacity rating derived from NGB guidance and tailored to suit a local area. The quality and use of each pitch is assessed against the recommended pitch capacity to indicate how many match equivalent sessions a pitch could accommodate. This is compared to the number of matches actually taking place and categorised as follows, to identify:

Potential spare capacity: Play is below the level the site could sustain.	
At capacity: Play is at a level the site can sustain.	
Overused: Play exceeds the level the site can sustain.	

Pitch sport NGBs have set a standard number of matches that each grass pitch type should be able to accommodate without adversely affecting its quality.

Table 1.3: Capacity of playing pitches

Sport	Pitch type	No. of MES for a good quality pitch	No. of MES for a standard quality pitch	No. of MES for a poor quality pitch
Football	Adult pitches	3 per week	2 per week	1 per week
Football	Youth pitches	4 per week	2 per week	1 per week
Football	Mini pitches	6 per week	4 per week	2 per week
Rugby league	Senior pitches	3 per week	2 per week	1 per week
Rugby league	Junior pitches	3 per week	2 per week	1 per week
Rugby league	Mini pitches	3 per week	2 per week	1 per week
Rugby union	Natural Inadequate (D0)	2 per week	1.5 per week	0.5 per week
Rugby union	Natural Adequate (D1)	3 per week	2 per week	1.5 per week
Rugby union	Pipe Drained (D2)	3.25 per week	2.5 per week	1.75 per week
Rugby union	Pipe and Slit Drained (D3)	3.5 per week	3 per week	2 per week
Cricket	One grass wicket	5 per season	4 per season	0 per season
Cricket	One synthetic wicket	60 per season	60 per season	0 per season
Hockey	One AGP	4 matches per day	4 matches per day	0 matches per day

For non-pitch sports, capacity is not linked to the number of matches taking place but rather the number of members (and other users) attracted to a site. For example, for tennis, the LTA states that a hard court with sports lighting has capacity for 60 members, whereas a court without sports lighting has capacity for 40 members (this varies for grass courts). Other sport specific capacity guidance is detailed within the relevant sections of this report.

# WYRE COUNCIL PLAYING PITCH AND OUTDOOR SPORT STUDY ASSESSMENT REPORT

---

## **Develop the current picture of provision**

Once capacity is determined on a site-by-site basis, actual spare capacity is calculated on a Borough wide and an area-by-area basis via further interrogation of peak period demand. This then identifies whether there is overall spare capacity on provision or whether there is a shortfall.

Although spare capacity may be identified at some sites and in some areas, it does not necessarily mean that there is surplus provision. For example, spare capacity may not be available when it is needed (actual spare capacity), or a site may be retained in a 'strategic reserve' to enable rotation and to reduce wear and tear.

## **Identify the key findings and issues**

By completing the aforementioned steps, it is possible to identify several findings and issues relating to the supply, demand and adequacy of playing pitch provision. This report therefore seeks to identify and present such key information on a sport-by-sport basis prior to the development of the Strategy and Action Plan for the Borough.

## **Develop the future picture of provision (scenario testing)**

Modelling scenarios to assess whether existing provision can cater for unmet, latent, exported and future demand is made after the capacity analysis. As such, most of the scenario testing generally occurs in the Strategy report that proceeds this document and therefore does not form part of the Assessment Report.

## PART 2: FOOTBALL

### 2.1: Introduction

The organisation responsible for the development of football in Wyre is Lancashire FA. It is also responsible for the administration, in terms of discipline, rules and regulations, cup competitions and representative matches, development of clubs and facilities, volunteers, referees, coaching courses and delivering national football schemes.

This section of the report focuses on the supply and demand for grass football pitches. Part Three captures supply and demand for third generation artificial grass pitches (3G pitches) which are the preferred AGP (artificial grass pitch) surface type for football. In future, it is anticipated that there will be a growing demand for the use of 3G pitches for competitive football fixtures, especially to accommodate mini and youth football.

#### Wyre Local Football Facility Plan (LFFP)

To support the delivery of both the current and superseding FA National Game Strategy (NGS), the FA commissioned a nationwide consultancy project which was completed (in 2019).

The LFFP is strategically aligned to the National Football Facilities Strategy 2018 – 2028 (NFFS); a 10-year plan to change the landscape of football facilities in England. The NFFS represents a major funding commitment from the national funding partners (the FA, Premier League, DCMS and the Football Foundation) to inform and direct an estimated one billion pounds of investment into football facilities over the next ten years.

Each LFFP draws on playing pitch strategy findings (where present and current) regarding the formal and affiliated game, to also include strategic priorities for investment across small sided football (recreational and informal, including indoors). The LFFP also incorporates consultation and community engagement with groups outside of formal football, with a focus on identifying potential opportunities for under-represented groups. This includes organisations which may be key partners in delivering football activity for behavioural change and groups which may be key drivers of NGS priorities around participation in the likes of women and girls' football, disability football and lower socio-economic groups.

The LFFP is a 'live' document that can be updated following the completion of a PPOSS, if required, as an up-to-date supply and demand assessment may present findings and recommendations that need to be incorporated. LFFPs identify key projects to be delivered and act as an investment portfolio for projects that require funding. As such, around 90% of all national football investment through the funding partners will be identified via LFFPs.



# WYRE COUNCIL PLAYING PITCH AND OUTDOOR SPORT STUDY ASSESSMENT REPORT

---

It is important to recognise that the LFFP is a portfolio of priority projects for potential investment; it is not a detailed supply and demand analysis of all pitch provision in a local area. Consequently, it cannot be used in place of a PPOSS and is not an accepted evidence base for site change of use or disposal. The LFFP will, however, build on available/existing local evidence and strategic plans and may adopt relevant actions from a Playing Pitch & Outdoor Sports Strategy and/or complement these with additional investment priorities. The Wyre LFFP will therefore need updating following the completion of the PPOSS.

The LFFP for Wyre<sup>7</sup> was produced in 2019 and identifies 14 sites as key for football and possible future investment. This PPOSS will help establish whether the priority projects in the LFFP are still relevant, if there are some that need to be removed, or if new priorities need to be included in an updated Wyre LFFP.

## Consultation

In addition to face to face and video consultation with key clubs, an electronic survey was sent to all football clubs playing in, and leagues accommodating Wyre based teams, distributed via Lancashire FA.

Consultation (either through survey or video meetings) represents a 64% club response rate and 86% team response rate. Of the ten non-responding clubs eight (30% of all clubs) are single or double team clubs. The following clubs/organisations were consulted with by video meeting or telephone:

- ◀ Fleetwood Gym FC
- ◀ Fleetwood Town Juniors
- ◀ Fylde Coast Soccer
- ◀ Fleetwood Town Community Trust
- ◀ Myerscough Junior F.D.C.
- ◀ Poulton FC
- ◀ Thornton Cleveleys FC
- ◀ Wyre Juniors FC

## 2.2: Supply

The audit identifies a total of 73 grass football pitches within Wyre across 27 sites. Of these, 50 pitches across 15 sites are identified as being available for community use. All 23 unavailable pitches are located at either education sites or elite sporting venues for Fleetwood Town FC.

Most available pitches in the Borough are in the Urban Peninsula Analysis Area (30 pitches - 60% of available pitches), followed by the Rural East and Uplands Analysis Area (11 pitches - 22%), the Rural Mosslands and Rural Plain analysis areas (four pitches each – 8%). The Rural Central Analysis Area has the least number of pitches (one pitch - 2%).

---

<sup>7</sup> [Link to Wyre LFFP](#)

## WYRE COUNCIL PLAYING PITCH AND OUTDOOR SPORT STUDY ASSESSMENT REPORT

Table 2.1: Summary of number of grass football pitches available for community use

Analysis area	Adult	Youth 11v11	Youth 9v9	Mini 7v7	Mini 5v5	Totals
Rural Central	1	-	-	-	-	1
Rural East and Uplands	2	4	2	2	1	11
Rural Mosslands	1	1	1	1	-	4
Rural Plain	1	1	1	1	-	4
Urban Peninsula	11	6	3	4	6	30
<b>Total</b>	<b>16</b>	<b>12</b>	<b>7</b>	<b>8</b>	<b>7</b>	<b>50</b>

Most available pitches across Wyre (16 pitches – 32%) are adult size which is, in part, due to some youth 11v11 teams playing on adult pitches. This is not ideal for youth players at U13-U16 level and is not in line with the FA Youth Review.

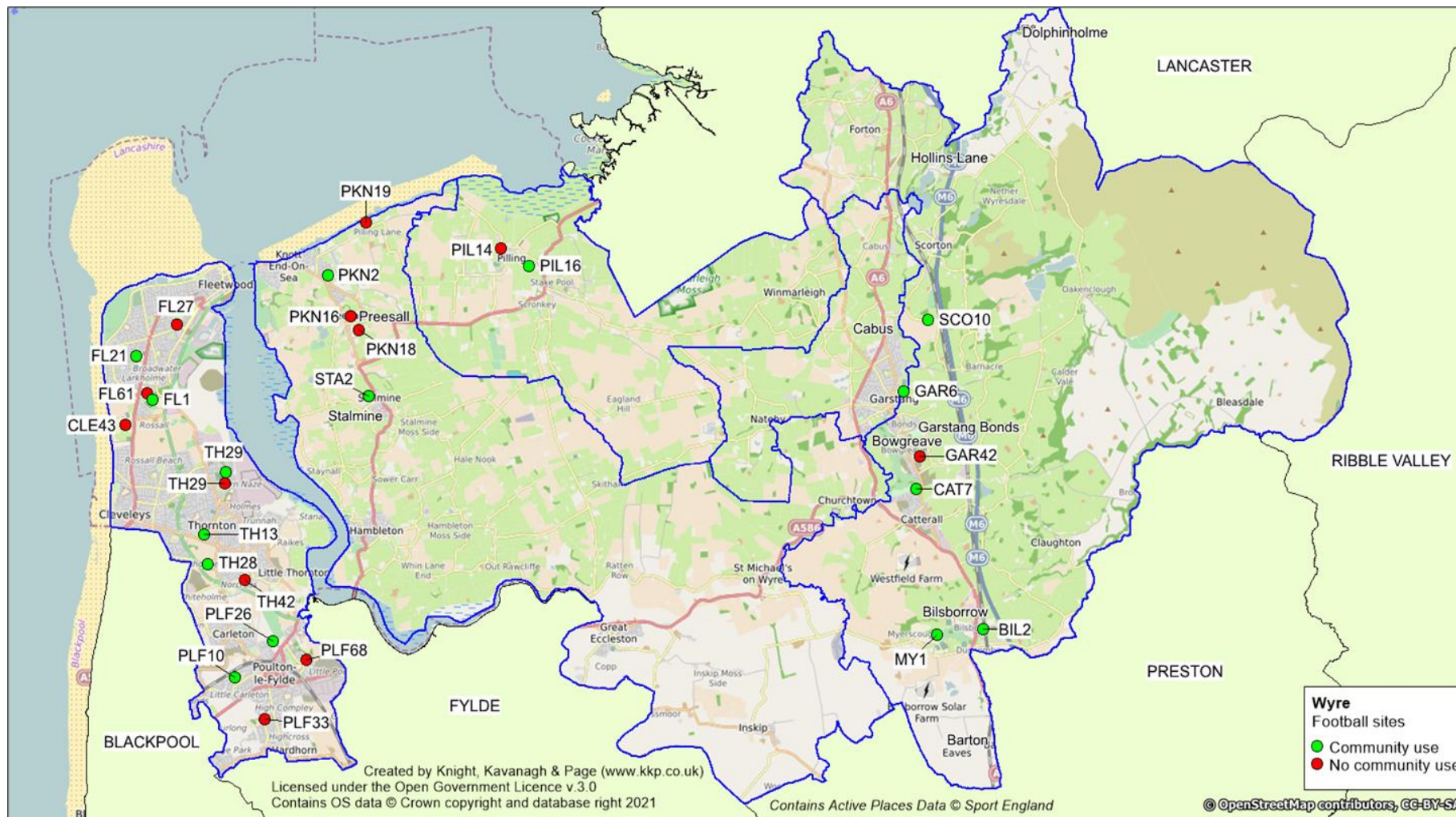
In accordance with the FA Youth Review, U17 and U18 teams can play on adult pitches, with the FA's recommended pitch size being 100 x 64 metres compared to 91 x 55 metres for U15 and U16 teams and 82 x 50 metres for U13 and U14 teams. Please refer to the table below for more detail relating to pitch sizes for each format of play.

Table 2.2: FA recommended pitch sizes

Format	Age group	Recommended pitch size (metres)
Adult	U17+	100 x 64
Youth 11v11	U15-U16	91 x 55
Youth 11v11	U13-U14	82 x 50
Youth 9v9	U11-U12	73 x 46
Mini 7v7	U9-U10	55 x 37
Mini 5v5	U7-U8	37 x 27

# WYRE COUNCIL PLAYING PITCH AND OUTDOOR SPORT STUDY ASSESSMENT REPORT

Figure 2.1: Grass football pitches in Wyre by community use availability



# WYRE COUNCIL PLAYING PITCH AND OUTDOOR SPORT STUDY ASSESSMENT REPORT

---

Please refer to Table 2.14 for a key to the map.

## Disused supply

Disused playing fields are those sites where pitches were once, but are no longer, marked out and remain undeveloped. Lack of use as formal pitches should not be seen as necessarily indicating an absence of need for playing fields in the locality. Such land can retain the potential to provide playing pitches to meet current or future needs.

Wyre Park (ID: TH38) has recently become a disused playing field site *circa* 2020. The site had an adult pitch marked and maintained with a clubhouse previously which got demolished and is yet to be replaced since the mid-2000s. The site has recently been leased to Fylde Coast Soccer which plans to reinstate and maintain formal football provision.

Lancaster Road Playing Fields (ID: HAM15) previously contained a youth 11v11 pitch. The pitch has not been marked or maintained since 2018.

Turnpike (ID: BOW07) previously maintained an adult football pitch. The pitch has not been marked or maintained since 2017 and now lies disused.

In comparison to disused sites there are also currently active sites, that are used and marked for other pitch sports, which have previously been marked out as football provision.

In previous years, one youth 11v11 pitch has been marked at Bob Williamson Park (ID: HAM03). The pitch has not been marked or maintained since *circa* 2010. The site is now maintained as public open space, with one set of goalposts still installed for recreational use.

In previous years a mini 7v7 football pitch has been marked at both School Lane Playing Fields (ID: FOR04) at present the pitch has both sets of goalposts installed. However, the pitch is currently not maintained or marked for sport and is acting as an open playing fields.

One youth 11v11 pitch has previously been marked at Off School Lane (ID: PIL08). The pitch has not been marked or maintained since *circa* 2010, with part of the existing playing field now fenced off. The site is now maintained as public open space.

A youth 11v11 football pitch has been marked at Hall Gate Lane (ID: STA03) in the past, last being maintained and marked for formal use in *circa* 2018. The pitch is no longer maintained for sport and instead maintained as an open playing field.

Kirkland Village Hall rec pitch (ID: CHU01) previously had a youth 9v9 pitch marked. At present, the pitch has both sets of goalposts installed however is not marked or maintained for formal use, with the site currently acting as an open playing field.

# WYRE COUNCIL PLAYING PITCH AND OUTDOOR SPORT STUDY ASSESSMENT REPORT

---

In previously years, Former High School Playing Field (ID: FL23) was marked for football. It is an educational playing field, of which half has been accepted and agreed four housing which is now being developed. The other is now utilised by a local primary school as an open playing field, with no formal pitch markings.

## Future developments

Fylde Coast Soccer has recently gained a 35-year lease on Wyre Park (the name of this site was previously associated with Wyre Juniors FC; however, it no longer uses the site). The Club is planning to bring the site back to use over the coming years as, since becoming disused, the site has become overgrown. It is currently unsure exactly what pitches will be maintained and marked onsite, however, due to the current state of the site, the plan is to have pitches ready for use for the start of the 2024/25 season.

## Pitch quality

The quality of football pitches across Wyre has been assessed via a combination of site visits undertaken in January 2023 (using non-technical assessments as determined by the FA<sup>8</sup>), user consultation, to reach and apply an agreed rating as follows:

Pitch Power Rating	PPOSS Quality Rating
Poor	Poor
Basic	Standard
Good	Good
Advanced	Good
High	Good

Pitch quality primarily influences the carrying capacity of a site; often pitches lack the drainage and maintenance necessary to sustain levels of use. Pitches that receive little to no ongoing repair or post-season remedial work are likely to be assessed as poor, therefore limiting the number of games they are able to accommodate each week without it having a detrimental effect on quality. Conversely, well maintained pitches that are tended to regularly are likely to be of a higher standard and capable of taking several matches without a significant reduction in surface quality.

The percentage parameters used for the non-technical assessments were as follows: Good (>80%), Standard (50-80%), Poor (<50%). The final quality ratings assigned to the sites also take into account the user quality ratings gathered from consultation.

The table below summarises the quality of pitches that are available for community use in Wyre. In total, most pitches are rated as standard quality (23 pitches or 46%), 13 are rated as poor quality (26%) and 14 pitches (28%) are rated as good quality.

---

<sup>8</sup> See Appendix 3 for non-technical assessment criteria

# WYRE COUNCIL PLAYING PITCH AND OUTDOOR SPORT STUDY ASSESSMENT REPORT

Table 2.3: Summary of community use pitch quality (number and type of pitches)

Analysis area	Adult Good	Adult Standard	Adult Poor	Youth Good	Youth Standard	Youth Poor	Mini Good	Mini Standard	Mini Poor
Rural Central	-	1	-	-	-	-	-	-	-
Rural East and Uplands	1	-	1	5	1	-	-	1	2
Rural Mosslands	-	1	-	-	2	-	-	1	-
Rural Plain	-	1	-	-	1	1	-	-	1
Urban Peninsula	2	4	5	3	5	1	3	5	2
<b>Total</b>	<b>3</b>	<b>7</b>	<b>6</b>	<b>8</b>	<b>9</b>	<b>2</b>	<b>3</b>	<b>7</b>	<b>5</b>

Of the community available pitches, 18 are managed and maintained by the council. Of these, ten are assessed as standard quality (56%) and eight are assessed as poor quality (44%), no council managed pitches are rated as good quality (see Table 2.14). Most council sites receive basic maintenance, which generally includes cutting and marking the pitches with no other work done. This plays a significant part in the poor quality ratings.

Key comments relating to the pitch conditions at individual sites are detailed in the table below. These are either taken from club consultation or from site assessments.

Table 2.4: Summary of pitch quality comments from consultation

Site ID	Site name	Club name	Comments
FL01	King George's Playing Fields (Fleetwood)	Fleetwood Gym FC	All pitches onsite struggle with draining poorly. The pitches onsite often hold water and cannot support multiple matches per day. Due to quality Fleetwood Gym FC reports having to take a high percentage of demand off site during the winter months.
TH13	King George Playing Field (Thornton)	Fylde Coast Soccer	Pitches onsite have drain poorly, this causes the pitches to be unplayable during most of the winter months. As this is a recurring issue the pitches have now become uneven.
KNP02	Preesall Park	Wyre Juniors FC	Recently, a new footpath has been developed around the perimeter of the site. Since installation, the capability of the pitches to drain has deteriorated. The Club reports that the pitches have been unplayable throughout the winter months.
PLF10	Cottam Hall	Poulton FC	There are pitches onsite of both poor and standard quality. The poor quality pitches often struggle with draining poorly during the winter months, meaning that some matches are cancelled or alternative venues are used.

# WYRE COUNCIL PLAYING PITCH AND OUTDOOR SPORT STUDY ASSESSMENT REPORT

---

## *PitchPower Assessment Tool*

The football funding partners (Premier League, The FA, Sport England, Football Foundation and Department for Culture, Media and Sport) are increasing efforts to improve the quality of grass pitches in England with the launch of the PitchPower app. Launched in 2020 alongside the Football Foundation Pitch Preparation Fund, The web-app is a new digital self-assessment tool to allow reports and recommendations to be made more quickly and easily once submitted for review by Grounds Management Association (GMA) regional pitch advisors.

The tool across mobile and desktop web-app is open to access by all providers, for example, clubs, schools and local authorities. Following a PitchPower Assessment Report, organisations can work towards the recommended dedicated maintenance regime identified to improve the quality of their pitches.

Eligible clubs and organisations can also utilise the report as an evidence base to acquire potential funding streams, for example, to obtain the required maintenance equipment, such as through the Football Foundation Grass Pitch Maintenance Fund.

Furthermore, the Football Foundation also launched a new Groundskeeping Community online platform in 2019 which provides a resource of expert advice for grounds staff, enabling them to connect with peers, discover new tips and tricks and share advice on best industry practice. Users can seek guidance from the GMA regional pitch advisors, which are available to answer questions and update members on changes to industry standards.

## *Football Foundation Grass Pitch Maintenance Fund<sup>9</sup>*

With quality of grass pitches becoming one of the biggest influences on participation in football, the FA has made it a priority to work towards improving quality of grass pitches across the country. This has resulted in the creation of the Grass Pitch Maintenance Fund (GPMF). As part of this, grass pitches identified as having quality issues by the GMA via PitchPower assessment can apply to access funding to improve pitches to good quality or sustain them at good quality.

Once a PitchPower grass pitch assessment report has been produced for the site, eligible organisations/clubs can then apply for grant funding support through the Football Foundation Grass Pitch Maintenance Fund, a fund offering six-year tapered grants to help eligible clubs/organisations enhance or sustain the quality of their grass pitches. The fund is a key part of the Football Foundation's Grass Pitch Improvement Programme - an ambition to deliver 20,000 quality grass pitches by 2030. If a site is categorised as 'poor' or 'basic' then clubs can apply for funding to enhance pitch quality, whilst clubs with good or standard quality pitches can also apply for a lower level of funding to sustain quality.

---

<sup>9</sup> [Link to Football Foundation Grass Pitch Maintenance Fund](#)

# WYRE COUNCIL PLAYING PITCH AND OUTDOOR SPORT STUDY ASSESSMENT REPORT

---

All applicants must be able to evidence landowner's permission and have received a PitchPower Pitch Assessment Report, with the fund currently open to football clubs, leagues National League System Club (community pitch onsite only, stadia pitches for NLS play not eligible) and charities. There are plans for the fund to be extended in 2023 to allow parish/town councils and education establishments to be eligible applicants.

Local authorities are not currently eligible applicants, however, clubs, leagues and charitable organisations using local authority sites can apply provided they have evidence of permission.

There are currently no sites in Wyre which are presently receiving GPMF support.

Although local authorities are not presently eligible for the Grass Pitch Maintenance Fund, the Football Foundation is currently exploring other options and ways in which it can support local authorities to improve council managed provision. A pilot programme to gather insight on investment into pitches currently owned and managed in-house by local authorities has previously taken place, Wyre Borough Council was a part of this Pilot Programme which has since come to a close.

## *Wyre Local Football Facility Plan (LFFP)*

The LFFP for Wyre identifies key sites considered a priority to improve, with these selected based on the rationale of identifying sites that are the poorest in quality and that are the best utilised, or that have the greatest potential for increased utilisation following quality enhancements. Emphasis is on sites with three or more pitches, although scope exists for the inclusion of smaller sites if they are deemed to be strategically important.

The following six site specific projects are identified:

- ◀ Wyre Civic Centre
- ◀ King George's Playing Fields (Fleetwood)
- ◀ Cottam Hall
- ◀ Preesall Park
- ◀ Gamble Road Recreation Ground (Thornton Cleveleys FC) - **Completed**
- ◀ King George Playing Fields (Thornton)

In the PPOSS, most pitches at these sites have been assessed as poor or standard quality. Whilst most of these sites will therefore still require improvement, given that the LFFP is a live document, there will be a need to amend and/or add to this list based on the findings of this study.

The validity of retaining these sites in the LFFP (based on evidence in the PPOSS) together with any new recommended additions will be included with the subsequent Stage D: Strategy & Action Plan. This will also contain a scenario to test the impact of improving the quality of these pitches.



# WYRE COUNCIL PLAYING PITCH AND OUTDOOR SPORT STUDY ASSESSMENT REPORT

## Ancillary facilities

Ancillary facilities refer to the type of amenities which are available on a site accompanied by their quality, such as a clubhouse, changing rooms, showering provision, car parking, dedicated official and spectator facilities and boundary fencing.

The quality of ancillary facilities (changing pavilions and accompanying car parking) across Wyre has been assessed via a combination of site visits and user consultation to reach and apply an agreed rating as follows:

- ◀ Good
- ◀ Standard
- ◀ Poor

The percentage parameters used for the non-technical assessments were as follows; Good (>67%), Standard (34-66%), Poor (<34%). The quality ratings assigned to the sites also consider the user quality ratings gathered from consultation.

The table below identifies the findings for football sites that are actively utilised for football across Wyre.

*Table 2.5: Summary of ancillary facility quality at active football sites*

Site ID	Site name	Analysis area	Ancillary facility quality
BIL02	Bilsborrow Playing Field	Rural East and Uplands	Poor
PLF10	Cottam Hall	Urban Peninsula	Poor
FL21	Fleetwood High School	Urban Peninsula	Standard
TH25	Gamble Road Recreation Ground (Thornton Cleveleys FC)	Urban Peninsula	Good
GAR06	Garstang Football, Cricket & Tennis Clubs	Rural Central	Poor
STA02	Wyre Villa FC	Rural Plain	Standard
TH28	Hassra Sports Ground	Urban Peninsula	Standard
TH13	King George Playing Field (Thornton)	Urban Peninsula	Standard
FL01	King George's Playing Fields (Fleetwood)	Urban Peninsula	No provision
BIL15	Myerscough Sports Centre	Rural East and Uplands	Good
KNP02	Preesall Park	Rural Plain	Standard
PIL15	Pilling Playing Field	Rural Mosslands	Standard
CAT7	Queen Elizabeth II Playing Field (Catterall)	Rural East and Uplands	Standard
REU39	Woodacre Hall Playing Fields	Rural East and Uplands	Poor
PLF26	Wyre Civic Centre	Urban Peninsula	Poor

Of the 15 sites that are actively used for community football, two sites (13%) are serviced by good quality ancillary facilities, seven sites (47%) by standard quality ancillary facilities and five sites (33%) are serviced by poor quality ancillary

# WYRE COUNCIL PLAYING PITCH AND OUTDOOR SPORT STUDY ASSESSMENT REPORT

---

facilities. Whilst one site (7%) is not serviced by onsite clubhouse/changing room provision.

The ancillary provision at Garstang Football, Cricket & Tennis Clubs is currently of poor quality. The overarching sports club has submitted and been granted planning permission for the development of its clubhouse in 2019 (18/00181/FUL<sup>10</sup>). At present, Garstang FC is working alongside the other sports clubs onsite to raise funds to complete the project. There is a new management committee appointment within the overarching sports club to oversee the project. If successful, it will see the development of social, function, changing room and spectators' areas including adding a viewing balcony. In addition, Garstang FC reports that to retain its place in the North West Counties Football League, it needs to meet requirements for Step 6 football, at present this means a 100 spectator stand is required.

At present, there is no onsite clubhouse/ancillary provision at King George's Playing Fields (Fleetwood), the previous building was subject to an arson attack and had to be demolished. Wyre council plans to develop a purpose-built clubhouse again and has been in talks for some time to get this completed. Fleetwood Gym FC has worked with the council to draw up plans and reports once built it will take the building on a lease to maintain and run the facility.

The ancillary provision at Cottam Hall is currently of a poor quality. It is reported that football clubs onsite do not access the facility. There are reports that the facilities could become condemned if work is not undertaken to improve the building in the near future. The council reports that it is currently looking into opening up a study to look at options for the pavilion, to see how it can be operated in the future.

## *Local Football Facility Plan*

As with grass pitch improvements, the 2019 LFFP for Wyre identifies sites considered as priority sites for clubhouse and changing facility improvements, although there may again be a need to amend and/or add to this list based on the findings of this study.

It recommends that the following five sites should be a priority for ancillary refurbishment/replacement:

- ◀ Wyre Civic Centre
- ◀ King George's Playing Fields (Fleetwood)
- ◀ Cottam Hall
- ◀ Preesall Park
- ◀ Gamble Road Recreation Ground (Thornton Cleveleys FC) - **Completed**

The evidence contained within this Assessment Report will be used to establish whether the current LFFP priority projects remain valid, should be removed or new

---

<sup>10</sup> [Link to Planning application \(18/00181/FUL\)](#)

# WYRE COUNCIL PLAYING PITCH AND OUTDOOR SPORT STUDY ASSESSMENT REPORT

---

projects added, with recommendations contained in the Strategy and Action Plan Report to update the LFFP.

## Management and security of tenure

For the purposes of capacity analysis for football and for other sports throughout the PPOSS assessment report, security of tenure is represented as follows.

Where tenure is considered to be secure or unsecure for individual site users/clubs, this is exclusive of the site's long-term availability for sport overall. For example, a site may have a level of legal protection which guards its long-term purpose for use as playing field or for formal sport and recreation, but its current user has no formal agreement that it will be made available to them specifically in the long-term.

- ◀ Secure - user club/organisation has:
  - ◀ some form of long-term formal agreement for their continued use of the site, such as freehold, leasehold (three or more years remaining) or licence/service level agreement for exclusive use.
  - ◀ rental use of local authority or parish/town council managed provision, considered to be secure as part of the maintained municipal sport and recreation offer.
  - ◀ rental or partnership use of education site where a Community Use Agreement exists.
- ◀ Unsecure - user club/organisation does not have formal agreement for long-term use, use is via:
  - ◀ rental (often annual) from a non-local authority organisation such as private or education.
  - ◀ rental from another sports club or organisation which holds long-term security of tenure but for which no formal agreement exists to secure third party rented use.
  - ◀ short-term leasehold (less than three years remaining), often approaching expiry of a long-term lease agreement requiring renegotiation or renewal.
  - ◀ use through personal relationship or verbal/unofficial/casual agreement.

Clubs are generally considered to have secure tenure where they have freehold, leasehold or formally secured use of their site/s (for example, through a community use agreement) for the next three or more years.

Tenure of sites in Wyre is generally secure, i.e. through freehold, long-term lease or a guarantee that pitches will continue to be provided over the next three years through formal rent agreement. No clubs in Wyre identified issues with security of tenure of their sites.

All community available sites which are classified as having unsecure tenure are located at schools. This is due to schools, academies and universities being able to state their own policies and therefore more likely to restrict levels of community use, unless they have a Community Use Agreement (CUA) secured via planning condition as part of a sports development within their site. Lack of community use may be due to schools wanting to protect pitch quality for curricular or

## WYRE COUNCIL PLAYING PITCH AND OUTDOOR SPORT STUDY ASSESSMENT REPORT

extracurricular activities or not having the resources available to open up their site for community access.

### 2.3: Demand

A total of 295 teams from 27 affiliated clubs are identified as playing matches on football pitches within Wyre.

Most of these teams (68%) access grass football pitches for matches. Of the 295 teams, four adult men's, three adult women's, 21 youth boys, 13 youth girls and 51 mini teams (32% of all teams) access 3G pitches for competitive match play across four sites at Myerscough Sports Centre, Poolfoot Farm Sports and Leisure Complex, Fleetwood High School and Fleetwood Rugby Club. Further detail on this can be found in Part 3: Third Generation Turf Pitches.

*Table 2.6: Summary of all football team demand playing competitive football in Wyre*

Age group	No. of teams
Adult Men's (18-45)	33
Adult Women's (18-45)	7
Youth Boys (12-17)	66
Youth Girls (12-17)	15
Youth Boys (10-11)	46
Youth Girls (10-11)	14
Mini Mixed (8-9)	60
Mini Mixed (6-7)	54
<b>Total</b>	<b>295</b>

Football in the Borough is played predominately in the Urban Peninsula Analysis Area with a total of 197 teams. In comparison, the Rural Central Analysis Area has the least teams with just two. The table below summarises teams across each of the analysis areas.

The highest number of teams in the Borough are generated through youth boys on youth 11v11 pitches (22%), followed by mixed mini teams on mini 7v7 pitches (20%) and mixed mini 5v5 teams (18%). The least amount of teams are generated by adult women's teams (2%).

*Table 2.7: Summary of number of competitive teams playing affiliation football matches in Wyre*

Analysis area	Adult	Youth 11v11	Youth 9v9	Mini 7v7	Mini 5v5	Total
Rural Central	2	-	-	-	-	<b>2</b>
Rural East and Uplands	12	19	11	13	12	<b>67</b>
Rural Mosslands	-	3	5	2	-	<b>10</b>
Rural Plain	2	6	4	4	3	<b>19</b>
Urban Peninsula	24	53	40	41	39	<b>197</b>
<b>Total</b>	<b>40</b>	<b>81</b>	<b>60</b>	<b>60</b>	<b>54</b>	<b>295</b>

# WYRE COUNCIL PLAYING PITCH AND OUTDOOR SPORT STUDY ASSESSMENT REPORT

## National League System

The National League System (NLS) is a series of interconnected leagues for adult men's football clubs in England. It begins below the Football League (from the National League at Step 1) and comprises of six steps, with various leagues at each level and more leagues lower down the system than at the top. The NLS has a hierarchical format with promotion and relegation between the steps, allowing even the smallest club the theoretical possibility of rising to the top of the system.

Clubs playing within the NLS must adhere to ground grading requirements set out by the FA. The higher the level of football being played the higher the requirements. Clubs cannot progress into the league above if the ground grading requirements do not meet the correct specifications. Ground grading assesses grounds from 1 to 7, with Grade 1 being the requirement for Step 1 clubs and Grade 6 being the requirement for Step 6 clubs. Please refer to the FA website<sup>11</sup> for the full specifications for each.

In Wyre, Fleetwood Town FC plays in the third tier of the professional football pyramid of English football in the EFL League One. The Club plays at Highbury Stadium, whilst training at Fleetwood Town FC Training Ground both of which are located in Borough within the Urban Peninsula Analysis Area.

In Wyre, there is one club which competes in the NLS whilst there are three teams that compete in Regional Feeder Leagues. Regional Feeder Leagues were previously known as Step 7 in the NLS.

*Table 2.8: Summary of teams playing within the football pyramid structure*

Team	League	Level
Garstang FC	North West Counties League Division One North	Step 6
Poulton FC	West Lancashire Football League Premier Division	Regional Feeder League
Thornton Cleveleys FC	West Lancashire Football League Premier Division	Regional Feeder League
Wyre Villa FC	West Lancashire Football League Premier Division	Regional Feeder League

The general principle for clubs in the NLS is that they must achieve the appropriate ground grade by March 31st of their first season after promotion, which therefore allows a short grace period for facilities to be brought up to standard. There has been a restructure of the NLS, with Step 7 repositioned as Regional Feeder Leagues to the NLS to be more aligned to the County FA network as the highest level of regional/local football. Any clubs at Step 7 that have applied to The FA for promotion to Step 6 of the National League System will be able to apply to the Premier League Stadium Fund (PLSF) for any works required to meet Grade 7. Applications may be made once the club has formally applied to The FA, and funding would be confirmed upon acceptance to Step 6 has been confirmed at the relevant League AGM meeting. Funding award is conditioned on confirmation of promotion into Step 6.

<sup>11</sup> [Link to FA Ground Grading](#)

# WYRE COUNCIL PLAYING PITCH AND OUTDOOR SPORT STUDY ASSESSMENT REPORT

---

Clubs will retain access to cup competitions but the restructure will help to establish a clear and consistent process for clubs coming in at Step 6 and will allow County FAs to develop local pyramid structures.

It is important to note that from a ground grading perspective, the jump from a Regional Feeder League to Step 6 is significant and that as a minimum, sites require a pitch with sports lighting, hardstanding areas for fans and turnstiles for fan entry. Garstang FC reported during consultation that the Club is required to develop a 100 person stand on the ground in order to meet requirements and remain in Step 6.

## *Women's National League System*

Correspondingly there is a Women's National League System (WNLS) like the adult men's which provides structure to the women's game. This is based on seven tiers with the top tier being the FA Women's Super League (WSL).

Although women's clubs are still required to meet ground requirements set out by the FA, these differ from the men's National League System. Ratings range from Grade A to C, each with differing minimum requirements.

In 2017, the FA announced plans to restructure the women's league for the highest performers in the football pyramid. The changes were implemented from the start of the 2018-19 season and saw the top league, FA WSL, expand from ten clubs to 14 and the creation of a new national league established at tier three for a maximum of 12 teams.

There are currently two teams which are part of the WNLS that can be seen in the table below.

*Table 2.9: Summary of teams playing within the women's football pyramid structure*

Team	League	Level
Fleetwood Town Juniors FC (Wren Ladies)	North West Women's Regional League Premier	Tier 5
Blackpool F.C. Girls	North West Women's Regional League Division One North	Tier 6

## **Women's and girls' demand**

There is currently a total of 36 women's and girls' teams playing football in Wyre. This breaks down into seven women's teams and 29 dedicated girls' junior teams of the 29 junior teams, 18 are mini soccer teams playing as all girls' teams. Women's and Girls teams typically play locally in the Poulton & District Primary League.

Key clubs and organisations presently fielding female teams include Blackpool FC Girls, Fleetwood Town Juniors FC and Myerscough Junior F.D.C.

# WYRE COUNCIL PLAYING PITCH AND OUTDOOR SPORT STUDY ASSESSMENT REPORT

---

The FA currently has a drive to increase women's and girls' participation as part of its Inspiring Positive Change Strategy. As such, it is imperative that sufficient facilities become suitable for female access, particularly in relation to toilets and appropriate changing facilities.

## **Imported demand**

Imported demand refers to any demand from neighbouring local authorities that accesses facilities within the Wyre due to a lack of available facilities in other local authorities where such team or club is based.

There is currently imported demand from Blackpool FC. The Club exports its demand from neighbouring Blackpool. The Club's academy is based at Myerscough Sports Centre utilising pitches across the site, with extensive use of the 3G pitch.

Similarly, Blackpool FC Girls is currently importing demand from Blackpool with the Club accessing pitches at both Cottam Hall and Hassra Sports Ground. Both Blackpool FC and Blackpool FC Girls are likely to relocate demand back into Blackpool if, and when, developments at Blackpool FC are completed. This includes two projects. The first is a training ground development, which will be located in between Blackpool and Poulton-le-Fylde along Garstang Road, bordered by the Grange Park Estate and Baines School. The second development is for a community sports centre, this development is planned off the east stand of Blackpool FC Stadium at Bloomfield Road.

## **Exported demand**

Exported demand refers to teams that are currently accessing pitches for home fixtures outside of Wyre, despite being registered to the Authority.

The only known exported demand is from AFC Poulton, which exports its First XI to Boundary Park (Blackpool), this is due to the site being utilised by many clubs for the Blackpool & Fylde Sunday Alliance League.

## **Unmet/latent demand**

Unmet demand is existing demand at clubs which is not able to access sufficient supply of pitches for match play or training. It is usually expressed, for example, where a team is already training but is unable to access a match pitch or where a league or club operates a waiting list. Consultation did not highlight any potential unmet demand.

Latent demand is demand that evidence suggests may be generated from the current population should they have access to more or better provision. There is no latent demand highlighted through consultation.

## **Future demand**

Future demand can be defined in two ways, through participation increases and by using population forecasts.

## WYRE COUNCIL PLAYING PITCH AND OUTDOOR SPORT STUDY ASSESSMENT REPORT

The Strategy & Action Plan will contain housing growth scenarios that will estimate the additional demand for football arising from housing development within Wyre.

### *Participation growth*

Of responding clubs, five report aspirations to increase the number of teams they provide, totalling a predicted growth of 15 teams, as seen below.

*Table 2.10: Potential team increases identified by clubs*

Club	Analysis area	Gender	No. of teams	Pitch size	Match equivalent sessions <sup>12</sup>
Anchorsholme FC	Urban Peninsula	Women's	1	Adult	0.5
Anchorsholme FC	Urban Peninsula	Boys	1	Youth 11v11	0.5
Anchorsholme FC	Urban Peninsula	Girls	1	Youth 11v11	0.5
Anchorsholme FC	Urban Peninsula	Boys	1	Youth 9v9	0.5
Anchorsholme FC	Urban Peninsula	Girls	1	Youth 9v9	0.5
Cockerham JFC	Rural East and Uplands	Boys	1	Youth 11v11	0.5
Cockerham JFC	Rural East and Uplands	Mini	1	Mini 5v5	0.5
Fleetwood Gym FC	Urban Peninsula	Boys	1	Youth 11v11	0.5
Fleetwood Gym FC	Urban Peninsula	Girls	1	Youth 9v9	0.5
Fylde Coast Soccer	Urban Peninsula	Men's	1	Adult	0.5
Poulton FC	Urban Peninsula	Boys	2	Youth 11v11	1
Poulton FC	Urban Peninsula	Boys	1	Youth 9v9	0.5
Poulton FC	Urban Peninsula	Girls	1	Youth 9v9	0.5
Poulton FC	Urban Peninsula	Mini	1	Mini 5v5	0.5
-	-	<b>Total</b>	<b>15</b>	-	<b>7.5</b>

The total future demand expressed by clubs amounts to 7.5 match equivalent sessions per week (as two teams equates to one match equivalent session playing on a home and away basis).

Broken down by pitch type, one match equivalent sessions per week is identified on adult pitches, three match equivalent sessions per week on youth 11v11 pitches, 2.5 match equivalent sessions per week on youth 9v9 pitches, and one match equivalent session per week on mini 5v5 pitches. There is no future aspirational demand expressed for mini 7v7 pitches.

Further to the above, FA Wildcat Centres work with FA qualified coaches to deliver local weekly sessions, providing opportunities for girls aged five to 11 to develop fundamental skills and experience football in a safe and fun environment. There is currently three venues (Holy Trinity School, King George's Playing Field (Thornton) and Gamble Road Recreation Ground) which hosts Wildcat sessions in Wyre.

<sup>12</sup> Two teams require one pitch to account for playing on a home and away basis; therefore, 0.5 pitches can therefore be seen in the table where there is future demand for one team.



## WYRE COUNCIL PLAYING PITCH AND OUTDOOR SPORT STUDY ASSESSMENT REPORT

All organisations delivering Wildcats centres receive a £900 start-up grant and 30 branded footballs in their first year of running the programme to help develop and increase girl's participation.

Similar to FA Wildcats, a step-up programme FA Squad is offered for girls from 12-14 years old. This is a new programme with sessions aimed at developing skills and confidence in a fun, safe and inclusive environment with session delivered by FA qualified coaches. There is currently one venue (Myerscough Sports Centre) which hosts Squad sessions in Wyre.

In light of FA aspirations to increase female participation in football through the establishment and foreseen future effect of the FA Wildcats, FA Squad programmes and Inspiring Positive Change Strategy, it is likely that the growth in affiliated women's and girl teams may exceed that shown through team generation rates. To what extent is not currently quantifiable, however, this increase in female demand is likely to be captured within the club aspirational future demand figures expressed in Table 2.10.

### *Population growth*

Based on population projections to 2039 (the period to which this assessment projects population based future demand), Sport England's Playing Pitch Calculator (PPC) can estimate the likely additional demand for grass football pitches that will arise from any growth.

Using the current and future populations in each of the relevant age groups together with the current team numbers, team generation rates (TGRs) have been established to understand how much growth is required to establish one new team.

*Table 2.11: Authority wide team generation rates*

Age group	Team generation rate	No. of new teams generated by the new population	No. of new teams generated by the new population - rounded figure	No. of match equivalent session <sup>13</sup>
Adult Mens (16-45)	400	1.42	1	0.5
Adult Womens (16-45)	1839	0.31	0	0
Youth Boys (12-15)	41	2.01	2	1
Youth Girls (12-15)	182	0.45	0	0
Youth Boys (10-11)	28	1.60	1	0.5
Youth Girls (10-11)	81	0.49	0	0
Mini Mixed (8-9)	38	2.09	2	1
Mini Mixed (6-7)	41	1.88	1	0.5

As seen in the table above, limited amounts of future demand is predicted.

<sup>13</sup> Two teams require one pitch to account for playing on a home and away basis; therefore, one team accounts to 0.5 match equivalent sessions on their relevant pitch type.

# WYRE COUNCIL PLAYING PITCH AND OUTDOOR SPORT STUDY ASSESSMENT REPORT

## *Future demand summary*

Future demand carried through to the supply and demand analysis is based on participation growth from club aspirational demand, this is due to the limited growth in demand existing from population growth. With only the two teams from mini 7v7 pitches included from population growth.

Taking this into consideration, a total requirement for one match equivalent sessions per week is identified on adult pitches, three match equivalent sessions per week on youth 11v11 pitches, 2.5 match equivalent sessions per week on youth 9v9 pitches, one match equivalent session per week on mini 7v7 pitches and one match equivalent session per week on mini 5v5 pitches.

## 2.4: Capacity analysis

The capacity for pitches to regularly provide for competitive play, training and other activity over a season is most often determined by quality. As a minimum, the quality and therefore the capacity of a pitch affect the playing experience and people's enjoyment. In extreme circumstances, it can result in the inability of a pitch to cater for all or certain types of play during peak and off peak times.

As a guide, The FA has set a standard number of matches that each grass pitch type should be able to accommodate without it adversely affecting its quality. Taking into consideration the guidelines on capacity, the following ratings were used in the Wyre:

Adult pitch quality	Matches per week	Youth pitch quality	Matches per week	Mini pitch quality	Matches per week
Good	3	Good	4	Good	6
Standard	2	Standard	2	Standard	4
Poor	1	Poor	1	Poor	2

Table 2.14 applies the above pitch ratings against the actual level of weekly play recorded to determine a capacity rating as follows:

<b>Potential capacity</b>	Play is below the level the site could sustain
<b>At capacity</b>	Play matches the level the site can sustain
<b>Overplayed</b>	Play exceeds the level the site can sustain

## Match equivalent sessions per week

Pitches have a limit of how much play they can accommodate over a certain period of time before their quality, and in turn their use, is adversely affected. As the main usage of pitches is likely to be for matches, it is appropriate for the comparable unit to be match equivalent sessions but may for example include training sessions and informal use.

# WYRE COUNCIL PLAYING PITCH AND OUTDOOR SPORT STUDY ASSESSMENT REPORT

## Education sites

To account for curricular/extra-curricular use of education pitches it is likely that the usage at such sites will need to be adjusted. The only time this would not happen is when a school does not use its pitches at all and the sole use is community use. The adjustment is typically dependent on the amount of play carried out, the number of pitches onsite and whether there is access to an onsite AGP.

In some cases, where there is no identified community use, there is little capacity to accommodate further play. Internal usage often exceeds recommended pitch capacity, which is further exacerbated by basic maintenance regimes that may not extend beyond grass cutting and line marking.

Table 2.14 shows community usage of available pitches. Where not overplayed because of community use, school sites are considered to have no spare capacity to accommodate further usage based on assumed curricular and extracurricular activity.

For school sites which are available for community use but that currently do not have any external hirers, one match equivalent session per week, per pitch has been accredited to indicate use for curricular and extracurricular activity as opposed to them being completely unused.

As mentioned earlier, all education sites are classified as having unsecure tenure as no schools through consultation report having a community use agreement in place.

## Peak time

Spare capacity can only be considered as actual spare capacity if pitches are available at peak time. The table below, shows the peak times for pitch types across Wyre.

*Table 2.12: Peak times on football pitches*

Pitch type	Peak time
Adult	Saturday PM
Youth 11v11	Sunday AM
Youth 9v9	Saturday AM
Mini 7v7	Saturday AM
Mini 5v5	Saturday AM

In Wyre, peak time is considered to be Saturday mornings for youth 9v9 pitches, mini 7v7 pitches and mini 5v5 pitches, whilst peak time for youth 11v11 pitches is Sunday mornings and peak time for adult pitches is Saturday afternoon. Peak time is based on when the majority of teams are playing matches.

## WYRE COUNCIL PLAYING PITCH AND OUTDOOR SPORT STUDY ASSESSMENT REPORT

On occasion, spare capacity in the peak period is identified despite the pitch being played to capacity or overplayed, or more spare capacity is identified in the peak period than the overall spare capacity that exists. This is because most or all of the use on those particular pitches occurs outside of the peak period. Where this is the case, given that peak time usage should not be utilised over and above overall capacity, adjustments have been made.

A pitch is only said to have 'actual spare capacity' if it is available for community use and available at the peak time for that format of play. Any pitch not meeting this criterion is therefore not considered to have additional capacity, although it may have capacity outside of peak time.

There may also be situations where, although a site is highlighted as potentially able to accommodate some additional play, this should not be recorded as spare capacity against the site. For example, a site may be managed to operate slightly below full capacity to ensure that it can cater for a number of regular friendly matches and activities that take place but are difficult to quantify on a weekly basis.

Pitches that are of a poor quality are not deemed to have actual spare capacity due to the already low carrying capacity of the pitches. Any identified spare capacity should be retained in order to relieve the pitches of use, which in turn will aid the improvement of pitch quality. Furthermore, any pitches with unsecured tenure are not considered to have actual spare capacity as no further play should be encouraged on such sites given that future access cannot be guaranteed.

The table below identifies the way capacity balance is represented in Table 2.14

*Table 2.13: Capacity balance examples*

Spare capacity in peak period (examples)	Explanation of capacity balance
1	Highlighted in green with a number denotes that the pitches have actual spare capacity either overall or at peak time.
-	With a dash, this indicates that the pitch is unavailable in the peak period. If it were to be made available, actual spare capacity could exist.
0	Highlighted in orange with a zero, this indicates the pitch is played to capacity, either overall or during the peak period.
1	Not highlighted by with a value, this indicates that the pitch has spare capacity in the peak period; however, capacity has been discounted. This may be due to unsecure tenure and/or poor pitch quality.
1	Highlighted in red with a number denotes that the pitches are overplayed and have no spare capacity across the week. This includes at peak time, despite any availability at peak time which may exist.

## WYRE COUNCIL PLAYING PITCH AND OUTDOOR SPORT STUDY ASSESSMENT REPORT

Table 2.14: Grass football pitch capacity analysis

Site ID	Site name	Post code	Analysis area	Community use?	Management	Security of tenure	Pitch type	Pitch size	No. of pitches	Agreed quality rating	Current play <sup>14</sup>	Carrying capacity <sup>15</sup>	Capacity balance	Spare capacity in peak period	Comments
PLF33	Baines School	FY6 8BE	Urban Peninsula	No	Education	Unsecure	Youth	(11v11)	1	Poor	1	1	0	1	Pitch being played to capacity. Unavailable for community use.
BIL02	Bilsborrow Playing Field	PR3 0SA	Rural East and Uplands	Yes	Parish Council	Secure	Mini	(5v5)	1	Standard	0	4	4	1	Actual spare capacity at peak time for two additional teams.
BIL02	Bilsborrow Playing Field	PR3 0SA	Rural East and Uplands	Yes	Parish Council	Secure	Youth	(11v11)	1	Standard	1.5	2	0.5	-	Pitch is played to capacity at peak time.
FL61	Cardinal Allen Catholic High School	FY7 8AY	Urban Peninsula	No	Education	Unsecure	Youth	(9v9)	1	Poor	1	1	0	1	Pitch is played to capacity.
RP08	Carter Charity (Voluntary Controlled) Primary School	FY6 0HH	Rural Plain	No	Education	Unsecure	Mini	(7v7)	1	Poor	1	2	1	1	Discounted due to pitch being unavailable for community use.
PLF10	Cottam Hall	FY6 7RN	Urban Peninsula	Yes	Wyre Council	Secure	Adult	-	3	Poor	6	3	3	2	Pitches are overplayed by three match equivalent sessions.
PLF10	Cottam Hall	FY6 7RN	Urban Peninsula	Yes	Wyre Council	Secure	Youth	(11v11)	1	Standard	4	2	2	-	Pitch is overplayed by two match equivalent sessions.
PLF10	Cottam Hall	FY6 7RN	Urban Peninsula	Yes	Wyre Council	Secure	Youth	(9v9)	1	Standard	2	2	0	-	Pitch is played to capacity.
FL21	Fleetwood High School	FY7 8HE	Urban Peninsula	Yes	Education	Unsecure	Youth	(11v11)	1	Standard	1	2	1	1	Spare capacity discounted due to unsecure tenure.
FL21	Fleetwood High School	FY7 8HE	Urban Peninsula	Yes	Education	Unsecure	Youth	(9v9)	1	Standard	2	2	0	-	Pitch is played to capacity.
FL27	Fleetwood Town (Highbury Stadium)	FY7 6TX	Urban Peninsula	No	Sports Club	Secure	Adult	-	1	Good	0.5	3	2.5	0.5	Spare capacity discounted due to being unavailable for community use. Elite stadia pitch for Fleetwood Town FC.
TH29.2	Fleetwood Town FC Training Ground	FY5 4HX	Urban Peninsula	No	Sports Club	Secure	Adult	-	3	Good	5	9	4	3	Spare capacity discounted due to being unavailable for community use. Elite training ground for Fleetwood Town FC.
TH29.2	Fleetwood Town FC Training Ground	FY5 4HX	Urban Peninsula	No	Sports Club	Secure	Mini	(5v5)	1	Good	1	4	3	1	Spare capacity discounted due to being unavailable for community use. Elite training ground for Fleetwood Town FC.
TH25	Gamble Road Recreation Ground (Thornton Cleveleys FC)	FY5 4JF	Urban Peninsula	Yes	Sports Club	Secure	Adult	-	2	Good	1.5	6	4.5	0.5	Actual spare capacity at peak time for one additional team.

<sup>14</sup> Match equivalent sessions per week

<sup>15</sup> Match equivalent sessions per week, based on pitch quality - the FA recommends a maximum number of match equivalent sessions to be accommodate per pitch type. Please refer to Section 2.4 f5or the full breakdown.

## WYRE COUNCIL PLAYING PITCH AND OUTDOOR SPORT STUDY ASSESSMENT REPORT

Site ID	Site name	Post code	Analysis area	Community use?	Management	Security of tenure	Pitch type	Pitch size	No. of pitches	Agreed quality rating	Current play <sup>14</sup>	Carrying capacity <sup>15</sup>	Capacity balance	Spare capacity in peak period	Comments
TH25	Gamble Road Recreation Ground (Thornton Cleveleys FC)	FY5 4JF	Urban Peninsula	Yes	Sports Club	Secure	Mini	(5v5)	2	Good	4	12	8	-	Pitches are played to capacity at peak time.
TH25	Gamble Road Recreation Ground (Thornton Cleveleys FC)	FY5 4JF	Urban Peninsula	Yes	Sports Club	Secure	Mini	(7v7)	1	Good	3	6	3	-	Pitch is played to capacity at peak time.
TH25	Gamble Road Recreation Ground (Thornton Cleveleys FC)	FY5 4JF	Urban Peninsula	Yes	Sports Club	Secure	Youth	(11v11)	2	Good	3.5	8	4.5	-	Pitches are played to capacity at peak time.
TH25	Gamble Road Recreation Ground (Thornton Cleveleys FC)	FY5 4JF	Urban Peninsula	Yes	Sports Club	Secure	Youth	(9v9)	1	Good	2.5	4	1.5	-	Pitch is played to capacity at peak time.
BOW06	Garstang Community Academy	PR3 1YE	Rural East and Uplands	No	Education	<b>Unsecure</b>	Youth	(11v11)	1	Poor	1	1	0	1	Pitch is played to capacity. Unavailable for community use.
GAR06	Garstang Football, Cricket & Tennis Clubs	PR3 1EB	Rural Central	Yes	Sports Club	Secure	Adult		1	Standard	1	2	1	-	Pitch is played to capacity at peak time.
STA02	Wyre Villa FC	FY6 0PJ	Rural Plain	Yes	Sports Club	Secure	Adult		1	Standard	1	2	1	0.5	Actual spare capacity at peak time for one additional team.
TH28	Hassra Sports Ground	FY5 5EE	Urban Peninsula	Yes	Community Organisation	Secure	Adult		1	Standard	1.5	2	0.5	0.5	Actual spare capacity at peak time for one additional team.
PLF68	Hodgson Academy	FY6 7EU	Urban Peninsula	No	Education	<b>Unsecure</b>	Youth	(11v11)	1	Poor	1	1	0	1	Pitch is played to capacity. Unavailable for community use.
PLF68	Hodgson Academy	FY6 7EU	Urban Peninsula	No	Education	<b>Unsecure</b>	Youth	(9v9)	1	Poor	1	1	0	1	Pitch is played to capacity. Unavailable for community use.
TH13	King George Playing Field (Thornton)	FY5 3SX	Urban Peninsula	Yes	Wyre Council	Secure	Mini	(7v7)	1	Standard	3.5	4	0.5	-	Pitch is played to capacity at peak time.
TH13	King George Playing Field (Thornton)	FY5 3SX	Urban Peninsula	Yes	Wyre Council	Secure	Youth Youth	(11v11) (9v9)	1	Poor	5	1	4	-	Pitch is overplayed by four match equivalent sessions.
FL01	King George's Playing Fields (Fleetwood)	FY7 8BD	Urban Peninsula	Yes	Wyre Council	Secure	Adult		3 2	Standard Poor	8	8	0	5	Pitches is played to capacity.
FL01	King George's Playing Fields (Fleetwood)	FY7 8BD	Urban Peninsula	Yes	Wyre Council	Secure	Mini	(5v5)	2	Poor	2	4	2	1	Spare capacity is discounted due to poor pitch quality.
TH42	Millfield High School	FY5 5DG	Urban Peninsula	No	Education	<b>Unsecure</b>	Youth	(9v9)	2	Poor	1	2	1	1	Spare capacity is discounted due to pitch being unavailable for community use.
BIL15	Myerscough Sports Centre	PR3 0RY	Rural East and Uplands	Yes	Education	<b>Unsecure</b>	Adult		1	Good	5	3	2	-	Pitch is overplayed by two match equivalent sessions.

**WYRE COUNCIL PLAYING PITCH AND OUTDOOR SPORT STUDY  
ASSESSMENT REPORT**

Site ID	Site name	Post code	Analysis area	Community use?	Management	Security of tenure	Pitch type	Pitch size	No. of pitches	Agreed quality rating	Current play <sup>14</sup>	Carrying capacity <sup>15</sup>	Capacity balance	Spare capacity in peak period	Comments
BIL15	Myerscough Sports Centre	PR3 0RY	Rural East and Uplands	Yes	Education	Unsecure	Youth	(11v11)	3	Good	8.5	12	3.5	-	Pitches are played to capacity at peak time.
BIL15	Myerscough Sports Centre	PR3 0RY	Rural East and Uplands	Yes	Education	Unsecure	Youth	(9v9)	2	Good	4	8	4	-	Pitches are played to capacity at peak time.
PIL14	Pilling St Johns C of E Primary School	PR3 6HA	Rural Mosslands	No	Education	Unsecure	Mini	(5v5)	2	Poor	1	4	3	2	Spare capacity is discounted due to pitch being unavailable for community use.
PRE04	Preesall Fleetwood's Charity C of E Primary School	FY6 0NN	Rural Plain	No	Education	Unsecure	Mini	(7v7)	1	Poor	1	2	1	1	Spare capacity is discounted due to pitch being unavailable for community use.
KNP02	Preesall Park	FY6 0EJ	Rural Plain	Yes	Council	Secure	Mini	(7v7)	1	Poor	3.5	2	1.5	-	Pitch is overplayed by 1.5 match equivalent sessions.
KNP02	Preesall Park	FY6 0EJ	Rural Plain	Yes	Council	Secure	Youth	(11v11)	1	Poor	3	1	2	-	Pitch is overplayed by two match equivalent sessions.
KNP02	Preesall Park	FY6 0EJ	Rural Plain	Yes	Council	Secure	Youth	(9v9)	1	Standard	2	2	0	-	Pitch is played to capacity.
PIL15	Pilling Playing Field	PR3 6AB	Rural Mosslands	Yes	Community Organisation	Secure	Adult		1	Standard	1	2	1	1	Actual spare capacity at peak time for two additional teams.
PIL15	Pilling Playing Field	PR3 6AB	Rural Mosslands	Yes	Community Organisation	Secure	Mini	(7v7)	1	Standard	1	4	3	1	Actual spare capacity at peak time for two additional teams.
PIL15	Pilling Playing Field	PR3 6AB	Rural Mosslands	Yes	Community Organisation	Secure	Youth	(11v11)	1	Standard	0.5	2	1.5	0.5	Actual spare capacity at peak time for one additional team.
PIL15	Pilling Playing Field	PR3 6AB	Rural Mosslands	Yes	Community Organisation	Secure	Youth	(9v9)	1	Standard	2.5	2	0.5	-	Pitch is overplayed by 0.5 match equivalent sessions.
CAT7	Queen Elizabeth II Playing Field (Catterall)	PR3 1XN	Rural East and Uplands	Yes	Parish Council	Secure	Mini	(7v7)	2	Poor	3	4	1	0.5	Spare capacity is discounted due to poor pitch quality.
FL90	Rossall School	FY7 8JW	Urban Peninsula	No	Education	Unsecure	Youth	(11v11)	3	Good	4	12	8	3	Spare capacity is discounted due to pitch being unavailable for community use.
FL90	Rossall School	FY7 8JW	Urban Peninsula	No	Education	Unsecure	Youth	(9v9)	1	Good	1	4	3	1	Spare capacity is discounted due to pitch being unavailable for community use.
PRE03	St Aidan's Church of England High School	FY6 0NP	Rural Plain	No	Education	Unsecure	Adult		1	Poor	1	1	0	1	Pitch is played to capacity. Unavailable for community use.
PRE03	St Aidan's Church of England High School	FY6 0NP	Rural Plain	No	Education	Unsecure	Mini	(7v7)	1	Poor	1	2	1	1	Spare capacity is discounted due to pitch being unavailable for community use.
PRE03	St Aidan's Church of England High School	FY6 0NP	Rural Plain	No	Education	Unsecure	Youth	(11v11)	1	Poor	1	1	0	1	Pitch is played to capacity. Unavailable for community use.
REU39	Woodacre Hall Playing Fields	PR3 1BN	Rural East and Uplands	Yes	Council	Secure	Adult		1	Poor	0.5	1	0.5	0.5	Spare capacity is discounted due to poor pitch quality.
PLF26	Wyre Civic Centre	FY6 7PU	Urban Peninsula	Yes	Council	Secure	Mini	(5v5)	2	Standard	5	8	3	-	Pitches are played to capacity at peak time.

**WYRE COUNCIL PLAYING PITCH AND OUTDOOR SPORT STUDY  
ASSESSMENT REPORT**

Site ID	Site name	Post code	Analysis area	Community use?	Management	Security of tenure	Pitch type	Pitch size	No. of pitches	Agreed quality rating	Current play <sup>14</sup>	Carrying capacity <sup>15</sup>	Capacity balance	Spare capacity in peak period	Comments
PLF26	Wyre Civic Centre	FY6 7PU	Urban Peninsula	Yes	Council	Secure	Mini	(7v7)	2	Standard	3	8	5	-	Pitches are played to capacity at peak time.
PLF26	Wyre Civic Centre	FY6 7PU	Urban Peninsula	Yes	Council	Secure	Youth Youth	(11v11) (9v9)	1	Standard	7	2	5	-	Pitch is overplayed by five match equivalent sessions.



# WYRE COUNCIL PLAYING PITCH AND OUTDOOR SPORT STUDY ASSESSMENT REPORT

## Actual spare capacity

To determine 'actual spare capacity', each site with 'potential capacity identified in Table 2.14 has been reviewed. A pitch is only said to have 'actual spare capacity' if it is available for community use and available at the peak time for that format of the game. Any pitch not meeting this criterion has consequently been discounted.

There may also be situations where, although a site is highlighted as potentially able to accommodate some additional play, this should not be recorded as spare capacity against the site. For example, a site may be managed to operate slightly below full capacity to ensure that it can cater for several regular regular friendly matches and activities that take place but are difficult to quantify on a weekly basis.

Pitches that are of a poor quality are not deemed to have actual spare capacity due to their already low carrying capacity. Any identified spare capacity should be retained to relieve the pitches of use, which in turn, will aid the improvement of pitch quality.

Unless security of tenure is confirmed as being secured through a community use agreement during consultation with the operator, school sites that state they are currently available for community use but are unused are not considered to have actual spare capacity as they do not offer secure community use for clubs and as such use could be terminated at any time.

Actual spare capacity totals five match equivalent sessions per week across eight pitches. This has been aggregated up by area and by pitch type below.

*Table 2.15: Summary of actual spare capacity on grass football pitches in match equivalent sessions*

Analysis area	Adult	Youth 11v11	Youth 9v9	Mini 7v7	Mini 5v5	Total
Rural Central	-	-	-	-	-	0
Rural East and Uplands	-	-	-	-	1	1
Rural Mosslands	1	0.5	-	1	-	2.5
Rural Plain	0.5	-	-	-	-	0.5
Urban Peninsula	1	-	-	-	-	1
<b>Wyre</b>	<b>2.5</b>	<b>0.5</b>	<b>0</b>	<b>1</b>	<b>1</b>	<b>5</b>

Most actual spare capacity is identified on adult pitches, although there is spare capacity identified across most pitch types with only youth 11v11 having no actual spare capacity. Overall, most actual spare capacity is in the Rural Mosslands Analysis Area, followed by the Urban Peninsula and Rural East Lands analysis areas.

## Overplay

Overplay occurs when there is more play accommodated on a site than it can sustain (which can often be due to the low carrying capacity caused by poor quality). Only sites which are overplayed and have current community use have been included in the overplay summary, therefore school sites which do not currently have

## WYRE COUNCIL PLAYING PITCH AND OUTDOOR SPORT STUDY ASSESSMENT REPORT

any community use but may be overplayed due to curriculum use and school fixtures have not been included.

In total, 10 pitches across just six sites are overplayed by a combined total of 20 match equivalent sessions per week. Most overplay is situated in the Urban Peninsula Analysis Area (14 match equivalent sessions), followed by the Rural Plain Analysis Area (3.5 match equivalent sessions).

*Table 2.16: Summary of overplay of grass football pitches*

Site ID	Site name	Analysis area	Pitch type	No. of pitches	Capacity rating (MES per week)
PLF10	Cottam Hall	Urban Peninsula	Adult	3	3
PLF10	Cottam Hall	Urban Peninsula	Youth (11v11)	1	2
TH13	King George Playing Field (Thornton)	Urban Peninsula	Youth (11v11)	1	4
BIL15	Myerscough Sports Centre	Rural East and Uplands	Adult	1	2
KNP02	Preesall Park	Rural Plain	Mini (7v7)	1	1.5
KNP02	Preesall Park	Rural Plain	Youth (11v11)	1	2
PIL15	Pilling Playing Field	Rural Mosslands	Youth (9v9)	1	0.5
PLF26	Wyre Civic Centre	Urban Peninsula	Youth (11v11)	1	5
-	-	-	-	<b>Total</b>	<b>20</b>

Overplay is mostly on youth 11v11 pitches (13 match equivalent sessions per week) with some on adult pitches (five match equivalent sessions), some on mini 7v7 (1.5 match equivalent sessions) and a minimal amount on youth 9v9 pitches (0.5 match equivalent sessions). Mini 5v5 pitches have no overplay.

Most overplay is generated from high levels of demand accessing the pitches. However, most overplayed pitches are only marginally so. The sites with the most significant overplay are Cottam Hall, King George Playing Field (Thornton) and Wyre Civic Centre.

### 2.5: Supply and demand analysis

Having considered supply and demand, the tables below identify current demand (i.e. spare capacity taking away overplay and any latent/unmet/exported demand) in each of the analysis areas for the different pitch types, based on match equivalent sessions. Future demand is based on application of team generation rates to population growth.

# WYRE COUNCIL PLAYING PITCH AND OUTDOOR SPORT STUDY ASSESSMENT REPORT

## Adult pitches

At present, across adult pitches in Wyre five pitches at four sites have actual spare capacity equalling 2.5 match equivalent sessions per week.

Table 2.17: Supply and demand position for adult pitches in match equivalent sessions

Analysis area	Actual spare capacity	Overplay	Current total	Future demand	Future total
Rural Central	-	-	0	-	0
Rural East and Uplands	-	2	2	-	2
Rural Mosslands	1	-	1	-	1
Rural Plain	0.5	-	0.5	-	0.5
Urban Peninsula	1	3	2	1	3
<b>Wyre</b>	<b>2.5</b>	<b>5</b>	<b>2.5</b>	<b>1</b>	<b>3.5</b>

Overall, in Wyre there are current shortfalls for adult pitches of 2.5 match equivalent sessions per week. Overplay is identified on four adult pitches across two sites.

When accounting for future demand through participation growth, two additional teams are expected to be generated, leading to a greater future shortfall of 3.5 match equivalent sessions per week.

## Youth 11v11 pitches

At present, across youth 11v11 pitches in Wyre one pitch at one site has actual spare capacity equalling 0.5 match equivalent sessions per week.

Table 2.18: Supply and demand position for youth 11v11 pitches in match equivalent sessions

Analysis area	Actual spare capacity	Overplay	Current total	Future demand	Future total
Rural Central	-	-	0	-	0
Rural East and Uplands	-	-	0	0.5	0.5
Rural Mosslands	0.5	-	0.5	-	0.5
Rural Plain	-	2	2	-	2
Urban Peninsula	-	11	11	2.5	13.5
<b>Wyre</b>	<b>0.5</b>	<b>13</b>	<b>12.5</b>	<b>3</b>	<b>15.5</b>

For youth 11v11 pitches overall in Wyre there is a shortfall of 12.5 match equivalent sessions per week to accommodate current demand. All analysis areas apart from the Rural Central, Rural East and Uplands and Rural Mosslands analysis areas have a shortfall. Overplay is concentrated on four pitches across four sites.

When accounting for future demand through participation growth, six additional teams are expected to be generated, leading to a future shortfall of 15.5 match equivalent sessions per week.

# WYRE COUNCIL PLAYING PITCH AND OUTDOOR SPORT STUDY ASSESSMENT REPORT

## Youth 9v9 pitches

At present, across youth 9v9 pitches in Wyre there are no pitches which offer actual spare capacity.

*Table 2.19: Supply and demand position for youth 9v9 pitches in match equivalent sessions*

Analysis area	Actual spare capacity	Overplay	Current total	Future demand	Future total
Rural Central	-	-	0	-	0
Rural East and Uplands	-	-	0	-	0
Rural Mosslands	-	0.5	0.5	-	0.5
Rural Plain	-	-	0	-	0
Urban Peninsula	-	-	0	2.5	2.5
<b>Wyre</b>	<b>0</b>	<b>0.5</b>	<b>0.5</b>	<b>2.5</b>	<b>3</b>

There is a current shortfall of youth 9v9 pitches equating to 0.5 match equivalent sessions per week. Overplay is identified on one pitch at one site.

When accounting for future demand through participation growth, five additional teams are expected to be generated, leading to a future shortfall of three match equivalent sessions per week.

## Mini 7v7 pitches

At present, across mini 7v7 pitches in Wyre one pitch at one site has actual spare capacity of one match equivalent session per week.

*Table 2.20: Supply and demand position for mini 7v7 pitches in match equivalent sessions*

Analysis area	Actual spare capacity	Overplay	Current total	Future demand	Future total
Rural Central	-	-	0	-	0
Rural East and Uplands	-	-	0	-	0
Rural Mosslands	1	-	1	-	1
Rural Plain	-	1.5	1.5	-	1.5
Urban Peninsula	-	-	0	1	1
<b>Wyre</b>	<b>1</b>	<b>1.5</b>	<b>0.5</b>	<b>1<sup>16</sup></b>	<b>1.5</b>

There is a current shortfall of mini 7v7 pitches equating to 0.5 match equivalent sessions per week. Overplay is identified on one pitch at one site.

When future demand is accounted for participation growth for mini 7v7 pitches, shortfalls increase to 1.5 match equivalent sessions per week.

<sup>16</sup> One MES of future demand has been added for Mini 7v7 from population growth, in comparison to participation growth which the future demand has been created by for all other pitch types.

# WYRE COUNCIL PLAYING PITCH AND OUTDOOR SPORT STUDY ASSESSMENT REPORT

## Mini 5v5 pitches

At present, across mini 5v5 pitches in Wyre one pitch across one site has actual spare capacity of one match equivalent session per week.

*Table 2.21: Supply and demand position for mini 5v5 pitches in match equivalent sessions*

Analysis area	Actual spare capacity	Overplay	Current total	Future demand	Future total
Rural Central	-	-	0	-	0
Rural East and Uplands	1	-	1	0.5	0.5
Rural Mosslands	-	-	0	-	0
Rural Plain	-	-	0	-	0
Urban Peninsula	-	-	0	0.5	0.5
<b>Wyre</b>	<b>1</b>	<b>0</b>	<b>1</b>	<b>1</b>	<b>0</b>

As seen in the table above, there is current overall actual spare capacity of one match equivalent sessions on mini 5v5 pitches. There is no overplay identified on mini 5v5 pitches.

When accounting for future demand through participation growth, two additional teams are expected to be generated, leading to future actual spare capacity to be eradicated, and mini 5v5 pitches played to capacity in the future.

## 2.6: Conclusion

In conclusion, there are current shortfalls across all pitch types, apart from mini 5v5 pitches. Future growth could lead to further exacerbation of shortfalls future shortfalls across the Borough on adult, youth 11v11, youth 9v9 and mini 7v7 pitches, whilst mini 5v5 pitches would also exhibit a shortfall from a current position of having capacity.

*Table 2.22: Summary of supply and demand analysis for grass football pitches in match equivalent sessions*

Pitch type	Actual spare capacity	Overplay	Current total	Future demand	Future total
Adult	2.5	5	2.5	1	3.5
Youth 11v11	0.5	13	12.5	3	15.5
Youth 9v9	0	0.5	0.5	2.5	3
Mini 7v7	1	1.5	0.5	1 <sup>17</sup>	1.5
Mini 5v5	1	0	1	1	0

Most of the current shortfall is generated due to a lack of actual spare capacity in addition to overplay (caused by high levels of demand accessing the pitches). However, there are also issues with poor quality pitches on Borough council managed sites which is generally linked to drainage issues and pitch maintenance,

<sup>17</sup> One MES of future demand has been added for Mini 7v7 from population growth, in comparison to participation growth which the future demand has been created by for all other pitch types.

# WYRE COUNCIL PLAYING PITCH AND OUTDOOR SPORT STUDY ASSESSMENT REPORT

---

which can have a lasting effect on pitch quality. In addition to this, standard/poor quality ancillary facilities is also an identified issue.

## **Football supply and demand summary**

- ◀ **There are current capacity shortfalls across all pitch types, apart from mini 5v5 pitches.**
- ◀ **Future growth could lead to further exacerbation of shortfalls across the Borough on adult, youth 11v11, youth 9v9 and mini 7v7 pitches, whilst a shortfall would be created for mini 5v5 pitches.**

## **Football supply summary**

- ◀ The audit identifies a total of 73 grass football pitches within Wyre across 27 sites. Of these, 50 pitches across 15 sites are identified as being available for community use.
- ◀ Most available pitches in the Borough are in the Urban Peninsula Analysis Area (30 pitches - 60% of available pitches), followed by the Rural East and Uplands Analysis Area (11 pitches - 22%), the Rural Mosslands and Rural Plain analysis areas (four pitches each – 8%). The Rural Central Analysis Area has the least number of pitches (one pitch - 2%).
- ◀ In total, most pitches are rated as standard quality (23 pitches or 46%), 13 are rated as poor quality (26%) and 14 pitches (28%) are rated as good quality.
- ◀ Of the 15 sites that are actively used for community football, two sites (13%) are serviced by good quality ancillary facilities, eight sites (53%) by standard quality ancillary facilities and four sites (27%) are serviced by poor quality ancillary facilities. Whilst one site (7%) is not serviced by onsite clubhouse/changing room provision.

## **Football demand summary**

- ◀ There are 295 teams identified as playing football in the Borough. This is made up of 33 adult men's, seven adult women's, 112 youth boys', 29 youth girls' and 114 mini soccer teams.
- ◀ The only known exported demand is from AFC Poulton, the Club exports demand for its First XI and exports to Boundary Park (Blackpool).
- ◀ The total future demand expressed by clubs amounts to 7.5 match equivalent sessions per week (as two teams equates to one match equivalent session playing on a home and away basis).
- ◀ There are eight pitches identified as having actual spare capacity, totalling five match equivalent sessions per week.
- ◀ In total, 10 pitches across just six sites are overplayed by a combined total of 20 match equivalent sessions per week. The most overplay is situated in the Urban Peninsula Analysis Area (14 match equivalent sessions), followed by the Rural Plain Analysis Area (3.5 match equivalent sessions).

## PART 3: THIRD GENERATION TURF (3G) PITCHES

### 3.1: Introduction

Competitive football can take place on 3G surfaces that have been FIFA or International Matchball Standard tested and approved by the FA for inclusion on the FA pitch register. As such, in addition to training demand, a growing number of 3G pitches are now used for competitive match play, providing that the performance standard meets FIFA quality requirements.

World Rugby produced the 'Performance Specification for artificial grass pitches for rugby', more commonly known as 'Regulation 22', which provides the necessary technical detail to produce pitch systems that are appropriate for rugby union. The artificial surface standards identified in Regulation 22 allows matches to be played on surfaces that meet the required standard, meaning full contact activity, including tackling, rucking, mauling and lineouts, can take place.

Competitive rugby league play and contact practice is permitted to take place on 3G pitches which are deemed by the Rugby Football League (RFL) to meet its Performance Standard. Pitches fall under two categories; community club pitches which require retesting every two years and elite stadia pitches which require an annual retest. Much of the criteria within the RFL performance standard test also forms part of the World Rugby test, meaning World Rugby certified 3G pitches are considered by the RFL to be able to meet rugby league requirements, subject to passing an additional RFL performance standard test.

Many test contractors are able to offer reduced rates through efficiency savings to carry out multiple performance tests in the same session, therefore providers seeking 3G pitch compliancy for a number of sports would be recommended to consider this opportunity. Other sports that are known to use 3G pitches for training and match play include American football and lacrosse.

EH's Artificial Grass Playing Surface Policy (June 2016) advises that 3G pitches should not be used for hockey matches or training and that they can only be used for lower level hockey (introductory level) as a last resort when no sand-based or water-based AGPs are available.

### 3.2: Supply

The recommended dimensions for an 11v11 size 3G artificial grass pitch for football are 100 x 64 metres. This extends to an area of 106 x 70 metres with the recommended minimum three metre run off area included. These dimensions allow for all age group match play to take place including adults, youth under 17/18 and younger age groups via overmarked pitches, e.g., the marking out of two 9v9 pitches for under 11/12s.

## WYRE COUNCIL PLAYING PITCH AND OUTDOOR SPORT STUDY ASSESSMENT REPORT

If a new pitch is proposed to measure below the recommended dimensions, then justification must be provided for this in relation to the identified needs it will provide for and/or site constraints. In doing so, the impacts of a reduced pitch size in meeting current and future needs must be considered, e.g., a pitch not providing the recommended dimensions for adult match play and/or only being able to accommodate one rather than two overmarked 9v9 pitches. This justification needs to be included in the planning application details submitted to the relevant Local Planning Authority for the new pitch.

Unless otherwise stated and justified for an individual pitch, proposals in this PPOSS for any new 3G artificial grass pitches are based on providing them to the recommended dimensions.

There are three 11v11 size 3G pitches in Wyre that fully comply with the above specification. All three meet FA recommended dimensions. Most provision (two pitches – 67%) are in the Urban Peninsula Analysis Area. All three pitches have sports lighting and are available for community use.

*Table 3.1: 11v11 size 3G pitches in Wyre*

Site ID	Site name	Postcode	Analysis area	Community use?	Sports lighting?	Size (meters)
BIL15	Myerscough Sports Centre	PR3 0RY	Rural East and Uplands	Yes	Yes	120x75
TH29.1	Poolfoot Farm Sports and Leisure Complex	FY5 4HX	Urban Peninsula	Yes	Yes	108x70 105x70

There are also nine smaller size 3G pitches servicing Wyre, all of which are available for community use. Of these, only the pitch at Scorton Playing Field MUGA isn't serviced by sports lighting.

Small size pitches are generally not suitable for adult match play but can be used to accommodate youth and mini matches provided they are FA approved, of an adequate size and with adequate run-off areas. More commonly, they are used to accommodate training demand, commercial football leagues and social play.

*Table 3.2: Supply of small size 3G pitches in Wyre*

Site ID	Site name	Postcode	Analysis area	No. of pitches	Community use?	Sports lighting?	Size (meters)
FL21	Fleetwood High School	FY7 8HE	Urban Peninsula	1	Yes	Yes	73x69
FL05	Fleetwood Rugby Club	FY7 8AY	Urban Peninsula	1	Yes	Yes	52x35
TH29.1	Poolfoot Farm Sports and Leisure Complex	FY5 4HX	Urban Peninsula	4	Yes	Yes	30x20



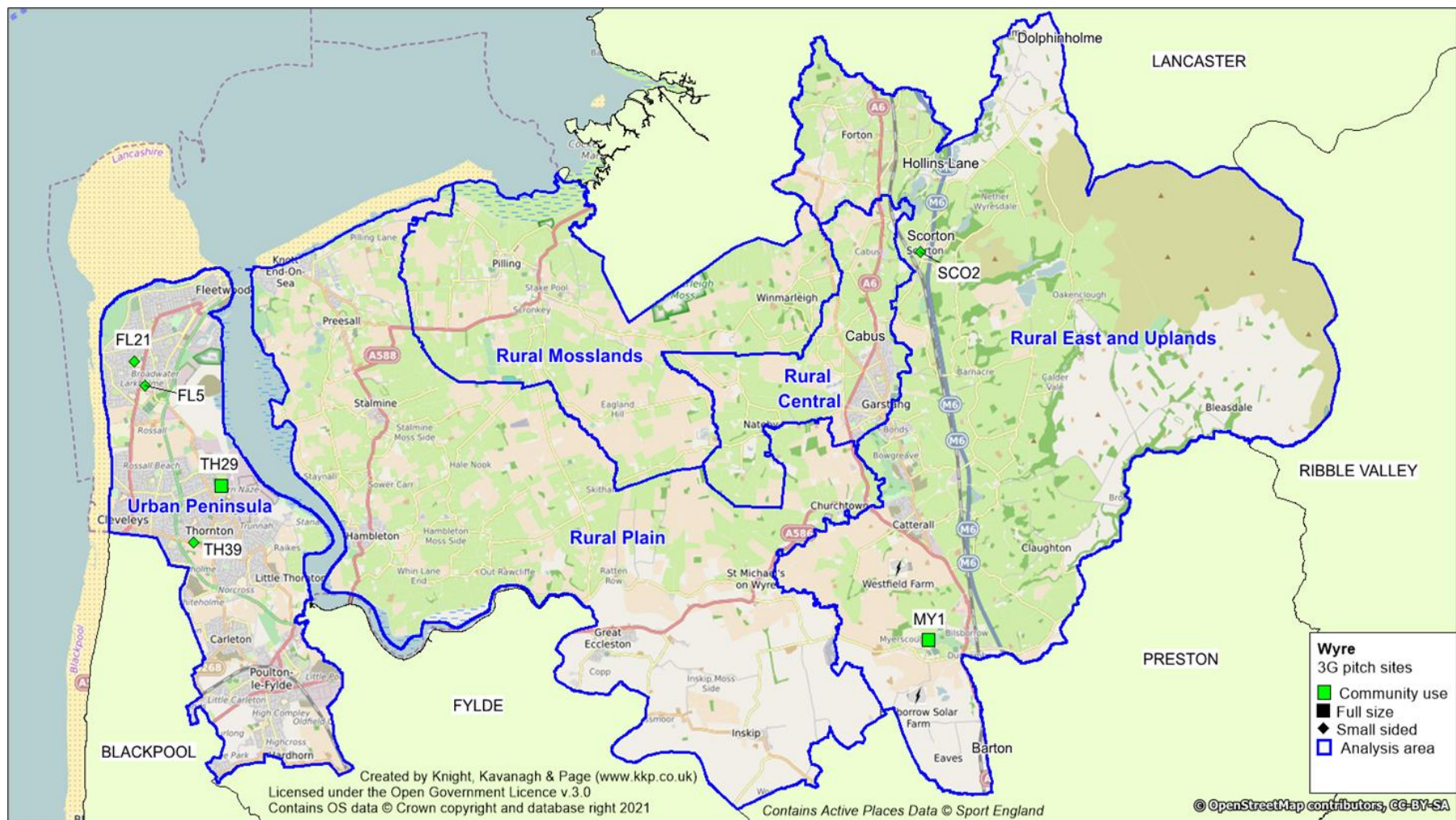
## WYRE COUNCIL PLAYING PITCH AND OUTDOOR SPORT STUDY ASSESSMENT REPORT

---

Site ID	Site name	Postcode	Analysis area	No. of pitches	Community use?	Sports lighting?	Size (meters)
SCO02.2	Scorton Playing Field MUGA	PR3 1AU	Rural East and Uplands	1	Yes	No	36x16
TH39	YMCA (Thornton)	FY5 3SX	Urban Peninsula	2	Yes	Yes	35x18

# WYRE COUNCIL PLAYING PITCH AND OUTDOOR SPORT STUDY ASSESSMENT REPORT

Figure 3.1: Location of 3G pitches in Wyre



# WYRE COUNCIL PLAYING PITCH AND OUTDOOR SPORT STUDY ASSESSMENT REPORT

---

## Future provision

Fleetwood Town FC is currently in the process of building an air dome 3G pitch at Fleetwood Town FC Training Ground. The development will replace a section of grass on part of the training ground which is currently utilised for training. However, no dedicated pitch has been marked in this area. The development work has started and is likely to be completed in 2023. The development is to support the football club to increase its youth academy category status. The Club reports that although the facility will be primarily for academy football, if/where possible the facility will offer slots for community use.

Myerscough College reports that it is exploring the development of a second 11v11 3G pitch at Myerscough Sports Centre. The pitch would sit adjacent to the current 3G pitch and would require an additional changing block onsite in order to cater for this demand. The College reports that this is not an immediate plan, however it would replace and utilise the spare of the current small size sand based AGP onsite.

### *Wyre Local Football Facility Plan (2019)*

The Wyre Local Football Facility Plan (LFFP)<sup>18</sup>, published in 2019, identified proposed projects for the development of new full size 3G pitches at King George's Playing Fields (Fleetwood) and Cottam Hall.

The LFFP proposed projects will be assessed as scenarios in the proceeding Strategy document to ensure that they are supported by the evidence presented in this report and whether alterations or additions are required to the Wyre LFFP.

## FA 3G Pitch Register

In order for competitive matches to be played on 3G pitches, the pitch should be FIFA or IMS tested and approved and added to the FA Pitch Register<sup>19</sup>.

Pitches undergo testing to become a FIFA Quality pitch (previously FIFA One Star) or a FIFA Quality Pro pitch (previously FIFA Two Star), with pitches commonly constructed, installed and tested in situ to achieve either accreditation. This comes after FIFA announced changes to 3G performance in October 2015 following consultation with member associations and licenced laboratories. The changes are part of FIFA's continued ambition to drive up performance standard in the industry and the implications are that all 3G pitches built through the FA framework will be constructed to meet the new criteria.

The changes from FIFA One Star to FIFA Quality will have minimal impact on the current hours of use guidelines, which suggests that One Star pitches place more emphasis on the product's ability to sustain acceptable performance and can typically be used for 60-85 hours per week with a lifespan of 20,000 cycles. In contrast, pitches built to FIFA Quality Pro performance standards are unlikely to provide the hours of use that some FIFA Two Star products have guaranteed in the past (previously 30-40 hours per week with a lifespan of 5,000 cycles).

---

<sup>18</sup>[Link to Wyre LFFP](#)

<sup>19</sup>[Link to 3G Pitch Register](#)

# WYRE COUNCIL PLAYING PITCH AND OUTDOOR SPORT STUDY ASSESSMENT REPORT

Typically, a FIFA Quality Pro pitch will be able to accommodate only 20-30 hours per week with appropriate maintenance due to strict performance measurements.

In Wyre, the following pitches have FA or FIFA accreditation:

*Table 3.3: 3G pitch supply summary*

Site ID	Site	Pitch type	Accreditation type	Test expiry
BIL15	Myerscough Sports Centre	11v11 size	FA Approved	31/05/2025
TH29.1	Poolfoot Farm Sports and Leisure Complex	11v11 size	FIFA Approved	31/05/2024
			FA Approved	31/05/2024
FL21	Fleetwood High School	Small size	FA Approved <b>(Expired)</b>	25/02/2022
FL05	Fleetwood Rugby Club	Small size	FA Approved	31/05/2024

Fleetwood Gym FC uses Fleetwood High School pitch for matches for several of its junior teams. However, following an update from the Football Foundation, it was informed it is unable to use the pitch until it has regained accreditation.

## World Rugby (WR) compliant pitches

To enable 3G pitches to host competitive rugby union matches, WR has developed the Rugby Turf Performance Specification. This is to ensure that the surfaces replicate the playing qualities of good quality grass pitches, provide a playing environment that will not increase the risk of injury and are of an adequate durability.

The specification includes a rigorous test programme that assesses ball/surface interaction and player/surface interaction and has been modified to align the standard with that of FIFA. Any 3G pitch used for any form of competitive rugby must comply with this specification and must be tested every two years to retain compliance.

There is currently one WR compliant pitch located at Myerscough Sports Centre, whilst the half size pitch located at Fleetwood Rugby Club, has a built in shock pad, however the pitch has not been tested or certified for contact training since 2020.

## Management

The 3G pitch at Myerscough Sports Centre is managed by the college onsite whilst the 3G pitches at Poolfoot Farm Sports and Leisure Complex are managed in house by Fleetwood Town FC.

# WYRE COUNCIL PLAYING PITCH AND OUTDOOR SPORT STUDY ASSESSMENT REPORT

## Availability

The table below, examines the availability of each community pitch during the week.

*Table 3.4: Summary of 3G pitch availability*

Site ID	Site	Analysis area	Availability
BIL15	Myerscough Sports Centre <sup>20</sup>	Rural East and Uplands	Monday, Wednesday, Friday: 5pm-6pm Tuesday & Thursday: 5pm-9pm Saturday: 9am-5pm Sunday: 1pm-5pm
TH29.1	Poolfoot Farm Sports and Leisure Complex	Urban Peninsula	Monday, Wednesday, Friday: 5pm-6pm Tuesday & Thursday: 5pm-9pm Saturday: 9am-5pm Sunday: 1.30pm-5pm

Due to football academy programme use of the pitches at Poolfoot Farm Sports and Leisure Complex and Myerscough, the pitches offer limited availability for external community use throughout the week. With the pitches unavailable for community bookings from 6-9pm Monday, Wednesday and Friday nights, whilst also being unavailable for community bookings from 9am-1.30pm on Sundays at Poolfoot Farm Sports and Leisure Complex and 9am-1pm at Myerscough Sports Centre.

## Quality

It is considered that the carpet of a 3G pitch usually lasts for approximately ten years, and it is the age of the surface, combined with maintenance levels, which most commonly affects quality. It is therefore recommended that sinking funds be put into place by providers to enable long-term sustainability, ongoing repairs and future refurbishment beyond this period. Site assessments were undertaken in January 2023.

Of the three full size pitches, two are good quality (two or 67%) and one (33%) is standard quality, no full size 3G pitches in Wyre are of poor quality.

Of the nine small size 3G pitches, six (67%) are good quality and three (33%) are standard quality, no small sized 3G pitches in Wyre are poor quality.

*Table 3.5: Summary of 3G pitch quality*

Site ID	Site	Analysis area	No. of pitches	Size	Quality rating	Year built (resurfaced)
BIL15	Myerscough Sports Centre	Rural East and Uplands	1	11v11	Standard	2010
TH29.1	Poolfoot Farm Sports and Leisure Complex	Urban Peninsula	1	11v11	Good	2015
TH29.1	Poolfoot Farm Sports and Leisure Complex	Urban Peninsula	1	11v11	Good	2016

<sup>20</sup> Despite being available to the community during these hours, usage is initially reserved for curricular and extra-curricular use as well as demand from Blackpool FC Academy.

# WYRE COUNCIL PLAYING PITCH AND OUTDOOR SPORT STUDY ASSESSMENT REPORT

Site ID	Site	Analysis area	No. of pitches	Size	Quality rating	Year built (resurfaced)
FL21	Fleetwood High School	Urban Peninsula	1	Small	Standard	2003 (2016)
FL05	Fleetwood Rugby Club	Urban Peninsula	1	Small	Good	2000 (2013)
TH29.1	Poolfoot Farm Sports and Leisure Complex	Urban Peninsula	4	Small	Good	2016
SCO02.2	Scorton Playing Field MUGA	Rural East and Uplands	1	Small	Good	2018
TH39	YMCA (Thornton)	Urban Peninsula	2	Small	Standard	2015

The pitch at Fleetwood High School has recently undergone some repairs to enable it to pass its reaccreditation to be on the FA 3G Pitch Register. Fleetwood Gym FC reports that further work is required, with the pitch likely to continue to decrease in quality. The Club reports that a full resurface for the pitch will be required in the next few years.

## Ancillary facilities

The ancillary amenities at Poolfoot Farm Sports and Leisure Complex and Myerscough Sports Centre are rated as good quality with no issues arising during consultation.

Fleetwood Town Community Trust reports that it has had planning accepted for a community hub building onsite at Poolfoot Farm Sports and Leisure Complex. The building will include four changing rooms, three classrooms, office space, a well-being studio, toilets and a recreational space (21/01385/FUL<sup>21</sup>).

## 3.3: Demand

The 11v11 size 3G pitches currently available for community use in Wyre are all reported to be operating at or close to capacity at peak times, especially during winter months when grass pitches cannot be used for training or recreational demand (due to a lack of sports lighting). This mainly applies to midweek capacity but at some sites also applies to weekend capacity on account of many being FA approved to host competitive matches.

Currently, it is considered that most of the community-based activity on 3G pitches is football related, with minimal amounts of rugby union training demand from Garstang RUFC utilising the pitch at Myerscough Sports Centre. Most of the capacity is being taken up by clubs for training and match play purposes, although there is also a small presence of recreational football activity taking place (e.g., via unaffiliated groups).

The following table summarises the availability of 11v11 size AGPs for community use in Wyre. In addition, it records the availability of provision within the peak period. In order to accomplish this analysis a peak period needs to be determined. Sport England Facilities Planning Model (FPM) applies a generic overall peak period for

<sup>21</sup> [Link to Planning Application \(21/01385/FUL\)](#)

## **WYRE COUNCIL PLAYING PITCH AND OUTDOOR SPORT STUDY ASSESSMENT REPORT**

---

AGPs based the following hours for AGPs 34 hours a week (Monday to Thursday 17:00-21:00; Friday 17:00-19:00; Saturday and Sunday 09:00-17:00).

## WYRE COUNCIL PLAYING PITCH AND OUTDOOR SPORT STUDY ASSESSMENT REPORT

Table 3.6: Current usage of community available 3G pitches across Wyre midweek

Site ID	Site name	Postcode	Analysis area	Sports lighting	Quality <sup>22</sup>	Total number of hours available for community use during peak period	Affiliated Football usage	Affiliated Rugby usage <sup>23</sup>	Other sports club usage	Informal / Recreational <sup>24</sup>	Actual Spare capacity
BIL15	Myerscough Sports Centre	PR3 0RY	Rural East and Uplands	Yes	Standard	Weekdays: 11 hours Weekends: 12 hours Total: 23 hours	73%	9%	-	-	18%
TH29.1	Poolfoot Farm Sports and Leisure Complex Pitch 1	FY5 4HX	Urban Peninsula	Yes	Good	Weekdays: 11 hours Weekends: 11.5 hours Total: 22.5 hours	86%	-	-	14%	0%
TH29.1	Poolfoot Farm Sports and Leisure Complex Pitch 2	FY5 4HX	Urban Peninsula	Yes	Good	Weekdays: 11 hours Weekends: 11.5 hours Total: 22.5 hours	95%	-	-	5%	0%
FL21	Fleetwood High School	FY7 8HE	Urban Peninsula	Yes	Standard	Weekdays: 18 hours Weekends: 16 hours Total: 34 hours	89%	-	-	-	11%

Table 3.7: Current usage of community available 3G pitches across Wyre weekends

Site ID	Site name	Postcode	Analysis area	Sports lighting	Quality <sup>25</sup>	Total number of hours available for community use during peak period	Affiliated Football usage	Affiliated Rugby usage	Other sports club usage	Informal / Recreational	Actual Spare capacity
BIL15	Myerscough Sports Centre	PR3 0RY	Rural East and Uplands	Yes	Standard	Weekdays: 11 hours Weekends: 12 hours Total: 23 hours	50%	-	-	33%	17%
TH29.1	Poolfoot Farm Sports and Leisure Complex Pitch 1	FY5 4HX	Urban Peninsula	Yes	Good	Weekdays: 11 hours Weekends: 11.5 hours Total: 22.5 hours	78%	-	-	-	22%
TH29.1	Poolfoot Farm Sports and Leisure Complex Pitch 2	FY5 4HX	Urban Peninsula	Yes	Good	Weekdays: 11 hours Weekends: 11.5 hours Total: 22.5 hours	78%	-	-	-	22%
FL21	Fleetwood High School	FY7 8HE	Urban Peninsula	Yes	Standard	Weekdays: 18 hours Weekends: 16 hours Total: 34 hours	50%	-	-	-	50%

\*It should be noted that programmes of use for all small sided pitches below 60x40m size were not obtained.

<sup>22</sup> Quality is assessed via a combination of non-technical assessments carried out by KKP but also take account of user views and opinions.

<sup>23</sup> Rugby union and rugby league

<sup>24</sup> Recreation usage includes demand from leisure football leagues, Active Communities and other similar organisations.

<sup>25</sup> Quality is assessed via a combination of non-technical assessments carried out by KKP but also take account of user views and opinions.



# WYRE COUNCIL PLAYING PITCH AND OUTDOOR SPORT STUDY ASSESSMENT REPORT

---

## Training demand

Getting access to good quality, affordable training facilities is a problem for many clubs throughout the country. In the winter months, midweek training is only possible at sports lit facilities, with 3G provision preferred by the FA and most clubs.

In Wyre, 78% of clubs that responded to consultation explicitly report that they require additional access to 3G pitches. As mentioned in Part 2: Football, 64% of clubs responded to consultation requests representing 86% of all teams playing within the Authority. This being said, the exact number of teams that report an aspiration to use more 3G pitches cannot be substantiated meaning an exact amount of unmet demand cannot be quantified.

Furthermore, some of these clubs are already training on 3G pitches but do not have capacity for all of their teams, or do not have access at preferred times. Others are not training on 3G pitches at all and are instead using sand-based pitches or indoor sports halls despite these not being their preferred surfaces.

The FA's long-term ambition is to provide every affiliated team in England the opportunity to train once per week on a sports lit 3G surface, together with priority access for every England Accredited Club through a partnership agreement. As such, it has established a model to calculate the required number of pitches to meet demand, with one 11v11 size pitch being required to service every 38 teams within a local authority. This is based on peak time access being Tuesday, Wednesday and Thursday evenings (Mondays and Fridays are discounted as it is considered that teams do not want to train in such close proximity to a weekend match, and it also allows for other forms of access such as for commercial leagues and recreational play).

For the model, in addition to 11v11 size pitches being included, one smaller size pitch is also incorporated as the pitch at Fleetwood High School is considered a large enough size suitable for accommodating training demand. To calculate their contribution, a pitch large enough to cater for youth matches (but not adult) is considered to be the equivalent of half a 11v11 size pitch (0.5 pitches). Any pitch smaller than this is discounted, as are any pitches that are unavailable for community use.

The small sided pitch at Fleetwood Rugby Club is currently utilised for non-contact rugby union training throughout the week, for the rugby club's junior teams. The pitch is currently not of a large enough size to be considered large enough to meet requirements for football training.

Poolfoot Farm Sports and Leisure Complex has four small sided cage pitches. These pitches are utilised for small sided leagues on Monday and Sundays whilst also be utilised by the Fleetwood Town Community Trust and other groups to run sessions on other nights of the week. The pitch is also booked out by private groups for individual bookings regularly. Due to the nature of activity and size of the pitches they have not been included within the model, as not enough meaningful or purposeful training could take place.

## WYRE COUNCIL PLAYING PITCH AND OUTDOOR SPORT STUDY ASSESSMENT REPORT

Similarly, at YMCA (Thornton) midweek small sided leagues and private group bookings are the main source of activity on the pitches. The pitches are also of a small size and not considered large enough to accommodate meaningful football training.

The pitch at Scorton Playing Field MUGA has not sports lighting and therefore cannot be accessed for midweek winter training. Additionally, even if sports lighting was installed, the pitch is of a size not considered large enough for purposeful training.

There are four 3G pitches in Wyre which are considered large enough to accommodate formal training demand. The three 11v11 pitches at Poolfoot Farm Sports and Leisure Complex and Myerscough Sports Centre are considered to offer 0.5 of a pitch each. This is due to the pitches being utilised by Fleetwood Town FC and Blackpool FC academies for seven hours per week in peak time. Fleetwood High School pitch is considered to offer 0.5 of a pitch as well, this is due to its size and being considered a small sided pitch, however as it is larger than the 60x40 dimensions it is considered to be the equivalent of half a pitch and therefore can cater for formal training demand. The other small sided pitches in the Borough are mainly utilised for informal/recreational football, whilst they are not considered to be large enough or the preferred pitches to support midweek formal training demand, anecdotal evidence suggests that these pitches are played close to capacity at peak times. The contribution each pitch makes towards the modelling is summarised in the table below. This then informs the proceeding modelling tables.

*Table 3.8: Contribution of 3G pitches in meeting training requirements from community available pitches*

Site name	Analysis area	No. of pitches	Size (metres)	Comments	No. of 11v11 size pitch equivalents
Myerscough Sports Centre	Rural East and Uplands	1	120x75	11v11 size pitch available to the community	0.5 <sup>26</sup>
Poolfoot Farm Sports and Leisure Complex	Urban Peninsula	1	108x70	11v11 size pitch available to the community	0.5 <sup>27</sup>
Poolfoot Farm Sports and Leisure Complex	Urban Peninsula	1	105x70	11v11 size pitch available to the community	0.5 <sup>28</sup>
Fleetwood High School	Urban Peninsula	1	73x69	Large enough to accommodate youth football	0.5
-	-	-	-	<b>Total</b>	<b>2</b>

<sup>26</sup> Due to the limited availability midweek for community clubs due to Blackpool FC Academy training, the pitch is considered to offer 0.5 of a pitch worth of availability per week.

<sup>27</sup> Due to the limited availability midweek for community clubs due to Fleetwood Town FC Academy training, the pitch is considered to offer 0.5 of a pitch worth of availability per week.

<sup>28</sup> Due to the limited availability midweek for community clubs due to Fleetwood Town FC Academy training, the pitch is considered to offer 0.5 of a pitch worth of availability per week.

## WYRE COUNCIL PLAYING PITCH AND OUTDOOR SPORT STUDY ASSESSMENT REPORT

Based on 295 teams currently playing on football pitches in Wyre, there is a theoretical need for eight 11v11 size 3G pitches (rounded up from 7.76). There are currently two 11v11 size 3G pitch equivalents, which results in a shortfall of six 11v11 size 3G pitches in Wyre.

*Table 3.9: Current demand for 3G pitches in Wyre (based on 38 teams per pitch)*

Current number of teams	3G pitch requirement	Current number of 3G pitches	Current shortfall of pitches
295	8	2	6

When considering future demand for an additional 15 teams (based on growth identified in Part 2 of this report), there would be no further increase on requirement for 3G pitches.

*Table 3.10: Future demand for 3G pitches in Wyre (based on 38 teams per pitch)*

Future number of teams	3G pitch requirement	Current number of 3G pitches	Future shortfall of pitches
310	8	2	6

Alternatively, the table below considers the number of 3G pitches required if every team was to remain training within the respective analysis area that they play in. This not only identifies where the potential needs exist across Wyre, but it can also be used to guide which areas should be targeted for new provision.

*Table 3.11: Current demand for 3G pitches by analysis area (based on 38 teams per pitch)*

Analysis area	Current number of teams	3G pitch requirement	Current number of 3G pitches	Current shortfall
Rural Central	2	0	0	-
Rural East and Uplands	67	2	0.5	1.5
Rural Mosslands	10	0.5	0	0.5
Rural Plain	19	0.5	0	0.5
Urban Peninsula	197	5	1.5	3.5
<b>Wyre</b>	<b>295</b>	<b>8</b>	<b>2</b>	<b>6</b>

There are currently shortfalls in four of the five analysis areas in Wyre with only the Rural Central Analysis Area having no shortfalls.

When considering future demand from population growth (15 teams) it is unlikely that demand will increase enough on an individual analysis area basis to increase requirement of 3G pitches.

### Match play demand

The substitute to grass pitches is the use of 3G pitches for competitive matches, providing that the pitch is FA/FIFA approved on the 3G Pitch Register, sports lit and available for community use during the peak period.

## WYRE COUNCIL PLAYING PITCH AND OUTDOOR SPORT STUDY ASSESSMENT REPORT

---

In Wyre, only three community available 3G pitches are either FA or FIFA compliant and, on the FA, 3G Pitch Register meaning they cannot all accommodate competitive matches. Poolfoot Farm Sports and Leisure Complex is used to accommodate matches from Anchorsholme FC, Fleetwood Town Juniors FC and Fleetwood Town FC. Myerscough Sports Centre is used for matches by Blackpool FC and Myerscough Junior F.D.C. Fleetwood Rugby Club is used for matches by Fylde Coast Soccer. Fleetwood Gym FC access Fleetwood High School for matches, however, as previously mentioned, this pitch does not currently have accreditation and is awaiting reaccreditation for match play use.

In total, 92 teams are registered as using 3G pitches to accommodate competitive demand.

The use of 3G pitches for matches also emphasises the importance of maintaining good quality pitches. Should pitches become poor quality, they will likely lose accreditation to accommodate fixtures. This will then result in all teams using the provision needing to transfer to grass pitches, adding to their usage, reducing their capacity and further diminishing their quality.

### *Rugby union*

As mentioned previously, there is one WR compliant 3G pitch within Wyre. Garstang RUFC accesses the pitch at Myerscough College for weekly training throughout the winter months, and on the odd occasion also access for match play. Additionally, Myerscough College Rugby Academy teams train and play fixtures on the pitch weekly.

The small size 3G pitch at Fleetwood Rugby Club is accessed for training for both adult and junior training for Fleetwood RUFC weekly.

### *Other sports*

No other sports clubs/users are presently identified as accessing the existing stock of 3G pitches in Wyre (outside of some school activity). Furthermore, with limited demand identified in the Authority, and with limited presence of other relevant sports, no demand for access has been uncovered.

## **3.4: Supply and demand analysis**

Based on the location and number of the current 11v11 community available 3G pitch stock in Wyre, it is anticipated that there is a current shortfall to accommodate football training demand across the Borough.

There is currently a theoretical insufficient supply to accommodate both current and future training demand across existing 3G pitches when including 11v11 size and small sided pitches which are considered large enough (60x40 minimum size) to cater for training demand. All other small sided 3G pitches below the minimum size (60x40m) are considered not large enough to cater for formal midweek training demand. If the creation of small sided 3G pitches is to take place they would need to be designed and built to the minimum size (60x40m) to be considered large enough

## WYRE COUNCIL PLAYING PITCH AND OUTDOOR SPORT STUDY ASSESSMENT REPORT

---

to cater for formal training demand. Scenarios to further test the need and location for 3G pitch provision will be explored in the proceeding Strategy & Action Plan.

The 11v11 size 3G pitches currently available for community use in Wyre are all operating at, or close to, capacity at peak times (where known), especially during winter months when grass pitches cannot be used for training or recreational demand (due to a lack of sports lighting). Whilst 78% of teams responding to consultation report a need for additional 3G pitch provision to accommodate its current demand.

At present 3G pitches are used by 32% (92) of teams for weekend match play. This highlights the role in which 3G pitches play in the Borough, and why shortfalls require addressing.

It should be noted that both small sided and sand based pitches are used for football which may accommodate sports club training. However, for the purpose of the supply and demand analysis and regarding the FA training model only 11v11 3G pitches and 3G pitches of 60x40m size or larger are considered suitable to cater for formal club training.

### **3.5: Conclusion**

There is a theoretical insufficient supply to accommodate both current and future demand for 3G pitches in Wyre. Although this is due to number of 11v11 size 3G pitches in the Borough, there are also issues with access to both facilities, which are accessed for Academy football training by Fleetwood Town FC (Poolfoot Farm Sports and Leisure Complex) and Blackpool FC (Myerscough Sports Centre). This limits the amount of access on both sites for community clubs.

In general, 11v11 size 3G pitches in Wyre are of either good or standard quality. Pitches should be monitored to ensure that specific dedicated maintenance continues to take place to ensure quality is retained.

# WYRE COUNCIL PLAYING PITCH AND OUTDOOR SPORT STUDY ASSESSMENT REPORT

## **3G supply and demand summary**

- ◀ **There is considered to be an insufficient supply to accommodate both current and future demand for 3G pitches in Wyre.**

## **3G supply summary**

- ◀ There are three 11v11 size 3G pitches in Wyre. Two of these pitches are located in the Urban Peninsula Analysis Area, whilst the remaining pitch is located in the Rural East and Uplands Analysis Area.
- ◀ All pitches have sports lighting.
- ◀ There are also nine smaller size 3G pitches servicing Wyre, all of which are available for community use. All but one community available pitches are all serviced by sports lighting.
- ◀ In Wyre three of the pitches are on the 3G Pitch Register. Whilst the certificate for the small sized pitch at Fleetwood High School has expired and the pitch is subject to qualitative issues.
- ◀ There is one WR compliant 3G pitch in Wyre, at Myerscough Sports Centre.
- ◀ The 3G pitch at Myerscough Sports Centre is managed by the college onsite. Whilst the 3G pitches at Poolfoot Farm Sports and Leisure Complex is managed in house by the professional sports club.
- ◀ Of the three 11v11 size pitches two (67%) are good quality and one (33%) is standard quality. No 11v11 size 3G pitches in Wyre are poor quality.
- ◀ Of the nine small size 3G pitches six (67%) are good quality and three (33%) are standard quality, no small sized 3G pitches in Wyre are poor quality.
- ◀ The ancillary amenities at Poolfoot Farm Sports and Leisure Complex and Myerscough Sports Centre are rated as good quality with no issues arising during consultation.

## **3G demand summary**

- ◀ All pitches are extensively used for affiliated football demand both for midweek training and competitive demand at the weekend. There is also use of both Myerscough Sports Centre and Fleetwood Rugby Club for rugby union training demand.
- ◀ Where known two of the three 11v11 size 3G pitches currently available for community use in Wyre are all operating at, or close to, capacity at peak times, especially during winter months when grass pitches cannot be used for training or recreational demand (due to a lack of sports lighting). The two pitches at Poolfoot Farm and one pitch at Myerscough Sports Centre are considered to offer 0.5 pitches for community use each due to being utilised for Fleetwood Town FC and Blackpool FC academies training throughout the week for seven out of the 18 peak period hours.
- ◀ Small sided pitches in the Borough are mainly utilised for informal/recreational football, whilst they are not considered to be large enough or the preferred pitches to support midweek formal training demand, anecdotal evidence suggests that these pitches are played close to capacity at peak times.
- ◀ In Wyre 78% clubs that responded to consultation report that they require additional access to 3G provision, however, the exact number of teams that don't already access 3G pitches is unquantifiable.

## PART 4: CRICKET

### 4.1: Introduction

The Lancashire Cricket Foundation (LCF) is the main governing and representative body for cricket within Wyre. Working closely with the England and Wales Cricket Board (ECB), it is responsible for the management and development of every form of recreational cricket for men, women and children within the Borough. It is currently working with the ECB on delivering its Strategy, 'Inspiring Generations', which has been live since 2020.

For adult cricket in Wyre there are three main offerings; Saturday, Sunday and midweek cricket. The youth league structure tends to be club based matches which are played mid-week.

#### *County Facilities Strategy (CFS)*

In 2022, to build upon the ECB's Inspiring Generations Strategy, the ECB has started the process of producing County Facilities Strategies (CFS). A CFS will be produced by each individual county cricket board and will be unique to its geographical area as well as being diverse in its representation.

The CFS will be a 'long-term' plan with county boards ensuring the Strategy provides a ten-year view of facility needs. Like a PPS, the county cricket boards will establish key stakeholders (clubs, leagues, county sports partnerships, county pitch advisors & Sport England etc) within its locality to consult during the development of the Strategy.

Each county cricket board will utilise up to date PPS within its locality to support the development of the CFS, utilising the PPS findings as a 'high-quality' evidence base. The CFS will look at a range of facilities which support cricket across its region, with the ECB setting out guidelines to ensure that the following facilities are considered throughout the development of the CFS:

#### *Types of facility*

- ◀ "Traditional" outdoor facilities
  - ◀ Pitches and Outfields
  - ◀ Pavilions
  - ◀ Practice
  
- ◀ "Non-traditional" facilities
  - ◀ Multi Use Games Areas
  - ◀ Tapeball/softball spaces
  - ◀ Courts or cages
  
- ◀ Indoor facilities
  - ◀ Practice (multi use halls)
  - ◀ Performance (cricket specific)
  - ◀ Matchplay (6 or 8 a side)

# WYRE COUNCIL PLAYING PITCH AND OUTDOOR SPORT STUDY ASSESSMENT REPORT

Each CFS will be used to shape investment decisions and priorities, particularly how each county cricket board will use the devolved budget within the County Grants Fund and prioritise larger scale strategic projects.

Notwithstanding the above, it is important to recognise that the CFS is an investment portfolio of priority projects for potential investment; it is not a detailed supply and demand analysis of all pitch provision in a local area. Consequently, it cannot be used in place of a PPS and is not an accepted evidence base for development proposals that need to be judged against the NPPF and Sport England’s Playing Field Policy.

## Consultation

In total, eight affiliated cricket clubs are identified as playing within Wyre. Of these, seven clubs responded to consultation requests resulting in a response rate of 88%. In addition, there is an unaffiliated midweek team (Guys Thatched Hamlet CC) which plays in the Boddington Village Cricket League, that did not respond to consultation requests. A full breakdown of the responsive clubs can be seen in the table below.

Table 4.1: Cricket club response rate

Club name	Club response
Fleetwood CC	Yes
Fylde CC	No
Garstang CC	Yes
Great Eccleston CC	Yes
Guys Thatched Hamlet CC ( <i>unaffiliated</i> )	No
Norcross CC	Yes
Shireshead & Forton CC	Yes
Thornton Cleveleys CC	Yes
Wyre CC	Yes

## 4.2: Supply

In total, there are ten grass wicket squares in Wyre, of which, eight are available for community use. The two unavailable grass squares are located at Rossall School, which has previously offered community use with Fleetwood CC utilising the site.

There are five community available squares in the Urban Peninsula Analysis Area whilst the Rural Central, Rural East and Uplands and Rural Plain analysis areas all have one available square. The Rural Mosslands Analysis Area has no community available provision.

Table 4.2: Summary of grass wicket squares and community availability

Analysis area	No. of community available squares	No. of unavailable squares
Rural Central	1	-
Rural East and Uplands	1	-
Rural Mosslands	-	-
Rural Plain	1	-
Urban Peninsula	5	2
<b>Wyre</b>	<b>8</b>	<b>2</b>



# WYRE COUNCIL PLAYING PITCH AND OUTDOOR SPORT STUDY ASSESSMENT REPORT

---

## Disused squares

In addition to the above, there was previously a grass square provided at Nautical College (Fleetwood) that provided nine grass wickets and an additional grass square (four grass wickets) at Garstang Rugby Union Football Club, which was located on the top field from the main square at Garstang Football, Cricket & Tennis Club between the two rugby union pitches. The former square is now maintained as a grass field due to a lack of demand, with Garstang CC moving the third XI matches to Sunday's. However, the Club suggests demand exists now to move the team back onto Saturdays to play fixtures.

There was also a square previously maintained at Off Strickens Lane (Calder Vale), the square accommodated six grass wicket squares, however, has not been maintained for formal cricket use since *circa* 2002.

## Future supply

Garstang CC reports that it has plans to re-introduce a third Saturday senior team. To cater for this, the Club requires access to a second square. Whilst the disused square at Garstang Rugby Union Football Club could be brought back into use, the Club reports that it has a link with Myerscough College, specifically its Cricket Academy. It has had discussions with the College around the potential of developing the cricket ground at Guys Thatched Hamlet (Bilsborrow) to include a grass square (currently just a standalone non-turf pitch). Although these conversations have been purely aspirational, this situation should be monitored to ensure that if/when Garstang CC re-introduce a senior Saturday third team, the team has a venue to host its home fixtures.

During consultation, Great Eccleston CC reports that its current pitch is too small. This is due to the lack of space on practice nights. In addition, its Saturday third team currently plays its home matches on a non-turf pitch (NTP) at St Aidan's Church of England High School (Preesall Hill). The Club suggests that there is a need for a second ground (grass wicket square) to help it cater for its current demand, as well as its future demand aspirations.

As previously stated in the 2015 Wyre PPS, Shireshead & Forton CC aspires to develop a second ground. The Club suggests that it has continued to grow over the years and has spoken to several land owners regarding land that surrounds its current site at Shireshead and Forton Cricket Club. At present, no land has been formally identified, with the search for a second plot of land still in progress. The Club identifies that to continue its growth and provide sufficient and appropriate facilities for its junior and women's sections then a second ground is required.

## Non-turf pitches

A total of nine non-turf pitches (NTPs) are identified in Wyre. Of these, six NTPs support existing grass wicket squares, with all others being standalone NTPs. Eight are available to the community located at:

## WYRE COUNCIL PLAYING PITCH AND OUTDOOR SPORT STUDY ASSESSMENT REPORT

Table 4.3: Summary of non-turf pitch locations

Site ID	Site name	Analysis area	Position
BIL08	Guys Thatched Hamlet	Rural East and Uplands	Standalone
FL06	Fleetwood Cricket Club	Urban Peninsula	Square
GAR06	Garstang Football, Cricket & Tennis Clubs	Rural Central	Square
GRE02	Great Eccleston Cricket Club	Rural Plain	Square
PRE03	St Aidan's Church of England High School	Rural Plain	Standalone
PLF19	Fylde Cricket Club, Poulton-le-Fylde	Urban Peninsula	Square
TH01	Thornton Cleveleys Cricket Club	Urban Peninsula	Square
TH28	Hassra Sports Ground	Urban Peninsula	Square

The remaining NTP at Baines School (Site ID: PLF33) is unavailable for community use and is a standalone NTP, located in the Urban Peninsula Analysis Area.

In addition to the above, there are disused NTPs located at both Hodgson Academy and Cardinal Allen Catholic High School whilst an NTP has been removed from Fleetwood High School.

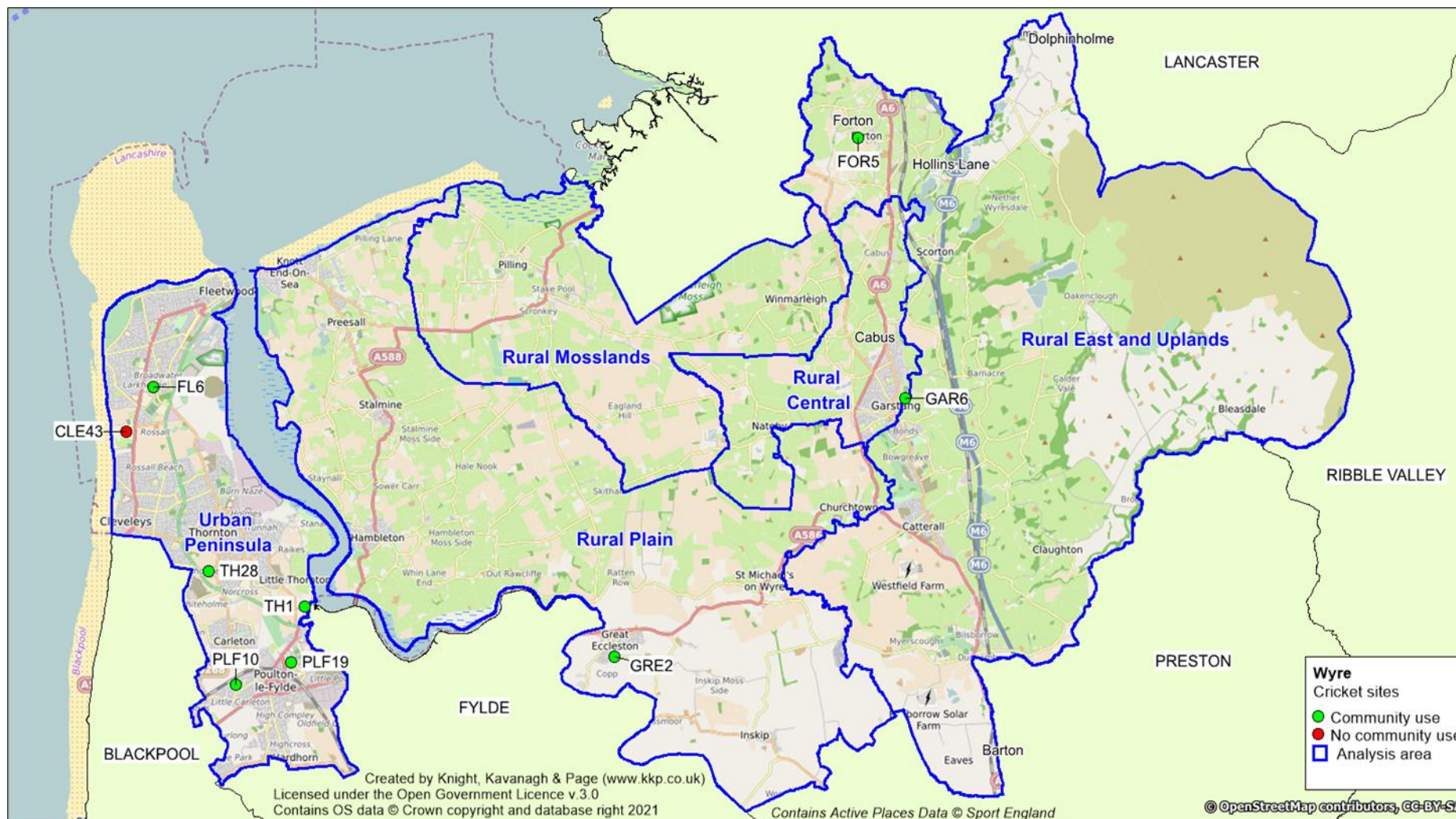
The ECB highlights that NTPs which follow its TS6 guidance on performance standards are suitable for high level, senior play. Additionally, NTPs are also frequently used for junior matches, which in turn can help reduce excessive use of grass wickets.

The map overleaf shows the location of all cricket squares currently servicing Wyre.

For a key to the map see Table 4.4

# WYRE COUNCIL PLAYING PITCH AND OUTDOOR SPORT STUDY ASSESSMENT REPORT

Figure 4.1: Location of cricket pitches in Wyre



## WYRE COUNCIL PLAYING PITCH AND OUTDOOR SPORT STUDY ASSESSMENT REPORT

Table 4.4: Key to map of cricket squares

Site ID	Site name	Analysis area	Community use?	No. of squares	No. of grass wickets	No. of non-turf
PLF10	Cottam Hall	Urban Peninsula	Yes	1	12	-
FL06	Fleetwood Cricket Club	Urban Peninsula	Yes	1	15	1
PLF19	Fylde Cricket Club	Urban Peninsula	Yes	1	12	1
GAR06	Garstang Football, Cricket & Tennis Clubs	Rural Central	Yes	1	15	1
GRE02	Great Eccleston Cricket Club	Rural Plain	Yes	1	11	1
TH28	Hassra Sports Ground	Urban Peninsula	Yes	1	15	1
FL90	Rossall School	Urban Peninsula	No	1	10	-
FL90	Rossall School	Urban Peninsula	No	1	5	-
FOR05	Shireshead and Forton Cricket Club	Rural East and Uplands	Yes	1	13	-
TH01	Thornton Cleveleys Cricket Club	Urban Peninsula	Yes	1	11	1

# WYRE COUNCIL PLAYING PITCH AND OUTDOOR SPORT STUDY ASSESSMENT REPORT

## Management and security of tenure

Within Wyre most clubs own or lease their home grounds, with three clubs owning their sites and four clubs leasing their grounds. Wyre CC is the only exception, with a rental agreement onsite at Cottam Hall.

Table 4.5: Summary of security of tenure for clubs

Club	Site ID	Home ground	Analysis area	Tenure
Fleetwood CC	FL06	Fleetwood Cricket Club	Urban Peninsula	Long-term lease
Fylde CC	PLF19	Fylde Cricket Club	Urban Peninsula	Long-term lease
Garstang CC	GAR06	Garstang Football, Cricket & Tennis Clubs	Rural Central	Long-term lease
Great Eccleston CC	GRE02	Great Eccleston Cricket Club	Rural Plain	Freehold
Norcross CC	TH28	Hassra Sports Ground	Urban Peninsula	Long-term lease
Shireshead & Forton CC	FOR05	Shireshead and Forton Cricket Club	Rural East and Uplands	Freehold
Thornton Cleveleys CC	TH01	Thornton Cleveleys Cricket Club	Urban Peninsula	Freehold
Wyre CC	PLF10	Cottam Hall	Urban Peninsula	Rental

No clubs currently leasing sites reports issues with the agreement. However, Wyre CC reports that its rental agreement at Cottam Hall is only on an annual basis and therefore the site is considered to offer unsecure tenure.

## Pitch quality

The quality of cricket pitches has been assessed via a combination of site visits (using non-technical assessments as determined by the ECB) and user consultation to reach and apply an agreed rating as follows:

- ◀ Good
- ◀ Standard
- ◀ Poor

The percentage parameters used for the non-technical assessments were as follows; Good (>80%), Standard (50-79%), Poor (<49%).

For the full assessment criteria, please see Appendix 2.

Maintaining high pitch quality is the most important aspect of cricket; if the wicket is poor, it can affect the quality of the game and can, in some instances, become dangerous. As an example, if a square is poor quality, a ball can bounce erratically on a wicket and become a danger to nearby players.

## WYRE COUNCIL PLAYING PITCH AND OUTDOOR SPORT STUDY ASSESSMENT REPORT

The audit of grass wicket cricket squares in Wyre found six (60%) to be good quality and four (40%) to be of standard quality. None are assessed as poor. Of the eight community available squares five (62%) are rated as good quality and three (38%) are standard quality.

Table 4.6: Quality ratings for grass wicket squares (site by site)

Site ID	Site	Analysis area	No. of squares	Square quality
PLF10	Cottam Hall	Urban Peninsula	1	Standard
FL06	Fleetwood Cricket Club	Urban Peninsula	1	Good
PLF19	Fylde Cricket Club	Urban Peninsula	1	Standard
GAR06	Garstang Football, Cricket & Tennis Clubs	Rural Central	1	Good
GRE02	Great Eccleston Cricket Club	Rural Plain	1	Good
TH28	Hassra Sports Ground	Urban Peninsula	1	Standard
FL90	Rossall School	Urban Peninsula	1	Good
FL90	Rossall School	Urban Peninsula	1	Standard
FOR05	Shireshead and Forton Cricket Club	Rural East and Uplands	1	Good
TH01	Thornton Cleveleys Cricket Club	Urban Peninsula	1	Good

At the end of the 2022 season, work was undertaken on the square at Fylde Cricket Club (assessed as standard quality). This included stripping off the existing surface, removing the saddles from the wicket ends and approximately 30 tonnes of loam added then laser graded to achieve a level playing surface. This work was undertaken as part of the Club's development plans to improve its playing facilities.

The square and outfield at Cottam Hall are of standard quality. The site is maintained by the council; however, Wyre CC aspires to gain access to equipment to enable its volunteers to carry out some additional work on the square, with a view to improving its quality in the long-term.

The square at Hassra Sports Ground is of a standard quality. This is due to areas and patches having limited grass growth. This is an issue which can affect the quality of the surface during matches and lead to dangerous play. The issue needs to be addressed moving forward to ensure that the square does not become dangerous and can continue to support competitive cricket demand.

All other community available squares are of good quality, with no identified issues from respective clubs.

### *PitchPower Assessment - Cricket*

As mentioned in Part 2: Football, The Premier League, The FA and the Football Foundation are increasing efforts to improve the quality of grass pitches in England with the launch of the PitchPower app. Launched in 2020 for football and re-launched in 2022 with functionality for cricket, rugby league and rugby union pitches, the app is a new digital self-assessment tool to allow reports and recommendations to be made more quickly and easily once submitted for review by GMA regional pitch advisors.

# WYRE COUNCIL PLAYING PITCH AND OUTDOOR SPORT STUDY ASSESSMENT REPORT

The web app is open to access by all providers, for example clubs, schools and local authorities. Following a PitchPower Assessment Report, organisations can work towards the recommended dedicated maintenance regime identified to improve the quality of their pitches.

The functionality of the app for cricket is set to be trialled in early 2023 and has therefore not been factored into the aforementioned quality scores. It is also unknown how the PitchPower assessments will be implemented into the PPOSS process moving forward, however, it is likely they will supersede non-technical assessments as they are more comprehensive and can provide detailed strategic recommendations on how facilities can be improved.

As a result, quality scores for cricket and recommendations within the PPOSS Strategy & Action Plan should be reviewed and updated as part of the Stage E process to reflect new technical assessments evidence and information when available.

## Ancillary facilities

The extent of ancillary facilities required differs between times of play. For example, senior teams playing at weekends typically need to access clubhouse and kitchen facilities to provide teas, whereas this is often not required for junior and short format senior matches, where the need is more for access to suitable changing and/or toilet facilities.

Quality and access to required match day and preparatory facilities across the Borough is varied, with clubs playing at privately managed or sports club sites generally better served than those playing at community managed provision.

Ancillary facility rating is primarily influenced by the type and quality of amenities which are available on a site, such as a clubhouse, changing rooms, showering provision, car parking, dedicated umpire, spectator facilities and boundary fencing. Provision of high quality ancillary facilities is a key aspect of the ECB's Inspiring Generations Strategy, to meet the expectations of the core participation base as well as key growth markets such as women and girls, South Asian and BAME communities and All Stars and Dynamos cricket (detailed later in the section).

The audit of ancillary facilities at community available grass pitch cricket sites determines that two (25%) is accompanied by good quality provision, four squares (50%) accompanied by standard quality provision and two squares (25%) having poor quality supporting ancillary provision.

*Table 4.7: Changing room quality (at community available sites with natural turf squares)*

Site ID	Site	Analysis area	No. of squares	Quality
PLF10	Cottam Hall	Urban Peninsula	1	Poor
FL06	Fleetwood Cricket Club	Urban Peninsula	1	Standard
PLF19	Fylde Cricket Club	Urban Peninsula	1	Standard
GAR06	Garstang Football, Cricket & Tennis Clubs	Rural Central	1	Poor

## WYRE COUNCIL PLAYING PITCH AND OUTDOOR SPORT STUDY ASSESSMENT REPORT

Site ID	Site	Analysis area	No. of squares	Quality
GRE02	Great Eccleston Cricket Club	Rural Plain	1	Good
TH28	Hassra Sports Ground	Urban Peninsula	1	Standard
FOR05	Shireshead and Forton Cricket Club	Rural East and Uplands	1	Standard
TH01	Thornton Cleveleys Cricket Club	Urban Peninsula	1	Good

The ancillary provision at Garstang Football, Cricket & Tennis Clubs is currently of poor quality. The overarching sports club has submitted and had planning permission permitted for the development of its clubhouse in 2019 (18/00181/FUL<sup>29</sup>). At present, Garstang CC is working alongside the other sports clubs onsite to raise funds to complete the project. There has been a new management committee appointment within the overarching sports club to oversee the project. If successful, it will see the development of social, function, changing room and spectators' areas including adding a viewing balcony.

In December 2022, Fleetwood CC received planning permission (22/00062/FUL<sup>30</sup>) for the repurposing of its squash courts at Fleetwood Cricket Club. This will see the currently unused squash courts being developed into student accommodation. The Club suggests that this development will help the Club with funds and helping support other future projects onsite. It reports that future projects would include the development of the changing rooms.

It should also be noted that Garstang CC currently competes in the Northern Premier Cricket League whilst Fleetwood CC has been promoted to the League for the 2023 season. This represents the highest level of club cricket in England and therefore, both clubs may have stricter facility requirements than other clubs within Wyre.

Shireshead & Forton CC is currently having plans drawn up for a new changing block at its site. This would be developed on the side of the existing clubhouse. The new changing block would allow the current function area to be extended and allow the Club to host larger functions to bring in greater revenue. In addition, it also has plans to update the current toilets. The ECB notes the existing clubhouse on site is small and dated and no longer fit for purpose, especially for the Club's growing women and girls' section. It also states the Club is likely to require external support in order to deliver on these aspirations and ensure facilities on site are fit for purpose.

The ancillary provision at Cottam Hall is currently of a poor quality. Wyre CC suggests that it is currently the only sports club to use the facilities at present. The facilities offer no hot water and need repair, Wyre CC suggests that the facilities could become condemned if work is not undertaken to improve the building in the near future. The council reports that it is currently looking into opening up a study to look at options for the pavilion, to see how it can be operated in the future.

As part of Fylde CC's development plan and continuing with its ancillary provision improvements which have taken place in recent years, with the social space and bar refurbishment completed in March 2023. It also plans to develop dedicated women's changing provision to support developing its women's and girls' section.

<sup>29</sup> [Link to Planning application \(18/00181/FUL\)](#)

<sup>30</sup> [Link to Planning application \(22/00062/FUL\)](#)



# WYRE COUNCIL PLAYING PITCH AND OUTDOOR SPORT STUDY ASSESSMENT REPORT

## Training facilities

Access to cricket nets is important, particularly for pre-season/winter training. Clubs access both indoor and outdoor provision before the season commences. During the cricket season, outdoor training provision supplies most of the use.

Of the eight club/community available sites two (Cottam Hall and Hassra Sports Ground) do not have dedicated fixed net provision. In this case clubs generally make use of mobile nets, these are used for practice utilising both/either of an NTP or grass practice wickets on the respective squares.

*Table 4.8: Summary of current fixed net training facilities*

Site ID	Site	Analysis area	Training facility	Quality
FL06	Fleetwood Cricket Club	Urban Peninsula	2x lane facility	Standard
PLF19	Fylde Cricket Club	Urban Peninsula	2x lane facility	Poor
GAR06	Garstang Football, Cricket & Tennis Clubs	Rural Central	2x lane facility	Good
GRE02	Great Eccleston Cricket Club	Rural Plain	3x lane facility	Standard
FOR05	Shireshead and Forton Cricket Club	Rural East and Uplands	2x lane facility	Standard
TH01	Thornton Cleveleys Cricket Club	Urban Peninsula	2x lane facility	Good

Fylde CC aspires to build new net facilities; this is due to the current facilities being of poor quality.

Norcross CC highlights that it aspires to develop fixed net provision at Hassra Sports Ground, however, it does not set out any plans for this and at present this is considered purely aspirational.

Fleetwood CC has plans to resurface and replace its existing net provision onsite. Although the nets are of a standard quality, they are coming to the end of their lifespan and will need replacing in the next few years.

### 4.3: Demand

Most clubs in Wyre are large clubs consisting of several senior teams and junior teams at various age groups. The only exception to this is Wyre CC, which has two senior men's teams and unaffiliated club, Guys Thatched Hamlet CC which has one midweek senior men's team. In total, there are nine clubs generating 33 senior men's, three senior women's and 26 junior teams as shown below.

## WYRE COUNCIL PLAYING PITCH AND OUTDOOR SPORT STUDY ASSESSMENT REPORT

Table 4.9: Summary of number of teams by club

Club	Analysis area	Senior male	Senior female	Junior boys	Junior girls
Fleetwood CC	Urban Peninsula	4	1	4	-
Fylde CC	Urban Peninsula	4	-	4	-
Garstang CC	Rural Central	4	1	5	-
Great Eccleston CC	Rural Plain	5	-	4	-
Guys Thatched Hamlet CC ( <i>unaffiliated</i> )	Rural East and Uplands	1	-	-	-
Norcross CC	Urban Peninsula	4	-	2	-
Shireshead & Forton CC	Rural East and Uplands	4	1	3	-
Thornton Cleveleys CC	Urban Peninsula	5	-	4	-
Wyre CC	Urban Peninsula	2	-	-	-
-	<b>Totals</b>	<b>33</b>	<b>3</b>	<b>26</b>	<b>0</b>

The biggest club in the Borough is Garstang CC with ten teams.

It should be noted that although there isn't a high amount of demand in terms of women's and girls' cricket teams in Wyre, several clubs have women and girls playing within senior men's and junior boys' teams.

Most teams play in the Urban Peninsula which accommodates 33 teams (53%), followed by the Rural Central and Rural Plain analysis areas with ten teams each (16%). The least number of teams are in the Rural East and Uplands Analysis Area with nine teams (15%). The Rural Mosslands Analysis Area accommodated no teams.

Table 4.10: Summary of number of teams by analysis area

Analysis area	Senior men	Senior women	Junior boys	Junior girls
Rural Central	4	1	5	-
Rural East and Uplands	5	1	3	-
Rural Plain	6	-	4	-
Rural Mosslands	-	-	-	-
Urban Peninsula	18	1	14	-
<b>Wyre</b>	<b>33</b>	<b>3</b>	<b>26</b>	<b>0</b>

### Unmet/latent demand

Unmet demand is existing demand at clubs which is not able to access sufficient supply of pitches for match play or training. It is usually expressed, for example, where a team is already training but is unable to access a match pitch or where a league or club operates a waiting list. Consultation did not highlight any potential unmet demand.

Latent demand is demand that evidence suggests may be generated from the current population should they have access to more or better provision. There is currently no latent demand which was highlighted through consultation.

# WYRE COUNCIL PLAYING PITCH AND OUTDOOR SPORT STUDY ASSESSMENT REPORT

## Imported/exported demand

Through consultation, no demand was identified as being exported outside of Wyre and no demand from outside of Wyre was expressed as being imported into the area.

## Future demand

Future demand can be defined in two ways, through participation increases and using population forecasts. In addition, the Strategy & Action Plan that follows this report will contain housing growth scenarios that will estimate the additional demand for cricket arising from housing development plans within Wyre.

Notwithstanding the above, the ECB's five-year media rights deals, from 2020-2024 includes a continuation of the ECB relationship with Sky Sports, now extending beyond broadcasting as a genuine partnership to secure significant investment and commitment to increase participation and drive engagement. Together, significant investment in participation and increased free to air media coverage could see future demand increase to levels in excess of those anticipated through the PPOSS and the impact should therefore be reviewed over coming years.

### *Population forecasts*

Based on population projections to 2039 (the period to which this assessment projects population based future demand as per Wyre's Local Plan), Sport England's Playing Pitch Calculator (PPC) can estimate the likely additional demand for grass cricket pitches that will arise from any growth.

Using the current and future populations in each of the relevant age groups together with the current team numbers, team generation rates (TGRs) have been established to understand how much growth is required to establish one new team.

*Table 4.11: Authority wide team generation rates*

Age group	Team generation rate	No. of new teams generated by the new population	No. of new teams generated by the new population - rounded figure	Peak time for population	Average games for age group	No. of match equivalent sessions per season <sup>31</sup>
Men (18-55yrs)	1:674	<b>1.15</b>	1	Saturday	12	12
Women (18-55yrs)	1:7696	<b>0.10</b>	0	Sunday	8	0
Boys (7-18yrs)	1:281	<b>0.90</b>	0	Midweek	5	0
Girls (7-18yrs)	0	<b>0</b>	0	Midweek	5	0

As seen in the above, limited additional teams are expected to be generated by population growth alone. Although no women and girls' teams are predicted to be created via population growth alone, consultation with the ECB suggests that further development of female cricket in Wyre is likely as it is currently a national priority to increase women and girl's participation.

<sup>31</sup> Two teams require one pitch to account for playing on a home and away basis; therefore, one team accounts to 0.5 match equivalent sessions on their relevant pitch type.

## WYRE COUNCIL PLAYING PITCH AND OUTDOOR SPORT STUDY ASSESSMENT REPORT

It is therefore important to acknowledge that there are plans and strategies to increase the number of teams at some formats beyond what current trends and population changes would ordinarily suggest.

These figures will be applied to the supply and demand analysis later in this section.

### *Participation increases*

Of the responding clubs, four quantified their aspirations to increase levels of participation. This equates to a total predicted growth of eight teams, equating to three senior men's, two senior women's and three junior boys' teams.

*Table 4.12: Future demand expressed by clubs*

Club	Analysis area	Senior men's	Senior women's	Junior boys	Junior girls
Fleetwood CC	Urban Peninsula	1	1	2	-
Garstang CC	Rural Central	1	-	-	-
Shireshead & Forton CC	Rural East and Uplands	1	1	-	-
Thornton Cleveleys CC	Urban Peninsula	-	-	1	-
-	<b>Totals</b>	<b>3</b>	<b>2</b>	<b>3</b>	<b>0</b>

As a limited number of teams are expected to be generated by population growth alone, potential participation increases will be applied to the supply and demand analysis later in this section based on senior men's teams typically playing 12 matches per season, senior women's teams playing eight matches per season and junior teams playing five matches per season on average.

### **All Stars cricket**

In partnership with the ECB and Chance to Shine cricket clubs in Wyre can register to become an ECB All Stars Cricket Centre. Once registered, a club can deliver the programme which aims to introduce cricket to children aged from five to eight. Subsequently, this may lead to increased interest and demand for junior cricket at clubs. The programme seeks to achieve the following aims:

- ◀ Increase cricket activity for five to eight year olds in the school and club environment.
- ◀ Develop consistency of message in both settings to aid transition.
- ◀ Improve generic movement skills for children, using cricket as the vehicle.
- ◀ Make it easier for new volunteers to support and deliver in the club environment.
- ◀ Use fun small sided games to enthuse new children and volunteers to follow and play the game.

### **Dynamos cricket**

A key development area for the ECB in delivering on the outcomes of 'Inspiring Generations' will be the Dynamos programme for 8-11 year olds which originally aimed to launch in 2020. It plans on building on the significant growth of the All Stars Cricket programme for 5-8 year olds and will develop the pathway to retain juniors progressing from All Stars into Dynamos.

## WYRE COUNCIL PLAYING PITCH AND OUTDOOR SPORT STUDY ASSESSMENT REPORT

Where All Stars seeks to engage children in cricket activity and learning the skills, Dynamos seeks to engage children in learning how to play, introducing a modified soft ball format as competitive progression with a view to eventual transition through to hardball cricket. The programme will be strongly linked to The Hundred, a new short format competition which launched in 2021.

### Softball cricket

Softball is an ECB initiative aimed at women and girls to increase participation in cricket as a sport. The aim of softball cricket sections is enjoyment and participation, without pads, a hardball, a heavy bat and with limited rules. Sessions are played on the outfield and follow a festival format with each session running for a maximum of two and half hours, shorter than traditional formats. Fylde CC indicates it currently operates women's softball cricket.

In addition to the softball cricket initiative, the LCF is currently working with a number of established cricket leagues across the county in establishing softball cricket leagues within their structure. In Wyre, the Northern Premier League (NL) and Palace Shield (PS) which work closely together across senior and junior competitions has started NL/PS women's softball cricket league. In this structure, Garstang, Fleetwood and Shireshead and Forton CC all participate.

It should be noted that All Stars, Dynamos and Softball cricket generally takes place on the cricket outfields rather than the actual squares. Although this does not impact the carrying capacity of the square it does influence the accessibility of the squares as whilst the outfield is in use the main square cannot be used to accommodate fixtures. Therefore, this may limit the potential spare capacity whilst these activities are taking place, generally on midweek evenings or Sunday mornings.

The table below summarises sites and clubs which are involved in All Stars and Dynamos and the participation figures for 2022.

*Table 4.13: Summary of Wyre All Stars and Dynamos participation*

Site ID	Site	Club/organisation	All Stars	2022 sign ups	Dynamos	2022 sign ups
FL06	Fleetwood Cricket Club	Fleetwood CC	✓	30	✓	40
GAR06	Garstang Football, Cricket & Tennis Clubs	Garstang CC	✓	94	✓	34
TH28	Hassra Sports Ground	Norcross CC	-	0	✓	18
FOR05	Shireshead and Forton Cricket Club	Shireshead & Forton CC	✓	60	-	0
TH01	Thornton Cleveleys Cricket Club	Thornton Cleveleys CC	✓	25	-	0
-	-	<b>Total</b>	<b>All Stars</b>	<b>209</b>	<b>Dynamos</b>	<b>92</b>

# WYRE COUNCIL PLAYING PITCH AND OUTDOOR SPORT STUDY ASSESSMENT REPORT

---

## Peak time demand

An analysis of match play identifies peak time demand for cricket across three distinct time periods which are Saturdays, Sundays and Midweek (Monday to Friday).

Saturday is classified as peak time for senior men's cricket across Wyre where at present there is demand for 18 teams.

However, Sunday also accommodates for both senior men's cricket and senior women's match play whether this is hardball or softball and some junior matches. On Sunday's there is demand for eight men's senior teams and three senior women's hardball teams. Whilst junior teams generally access pitches on Sunday mornings and therefore this does not affect the availability of squares for senior cricket which is played in the afternoon. In Wyre there are four junior teams reported to have demand on Sunday mornings.

Midweek is when most junior matches are played, as well as all club training, senior men's T20 matches and ECB initiatives All Stars and Dynamos cricket typically take place. In total, there are 22 junior and seven senior midweek teams which have demand for midweek play.

## 4.4: Capacity analysis

Capacity analysis for cricket is measured on a seasonal rather than a weekly basis. This is due to playability (as only one match is generally played per pitch per day at weekends or weekday evening) and because wickets are rotated throughout the season to reduce wear and tear and to allow for repair.

The capacity of a square to accommodate matches is driven by the number and quality of wickets. This section of the report presents the current pitch stock available for cricket and illustrates the number of competitive matches per season per square.

For good quality squares, capacity is considered to be five matches per wicket per season, whilst for a standard quality square, capacity is four matches per wicket per season. For poor quality squares, no capacity is considered to exist as such provision is not deemed safe for play.

The number of matches played by each team has been derived from consultation with the clubs. Where consultation was not possible, the assumption has been made that all senior teams play between ten and 12 home matches per year and all junior teams play between four and eight matches per year depending on their age and level of competition.

To help calculate spare capacity, the ECB suggests that a good quality grass wicket should be able to take five (senior) matches per season.

The above is used to allocate capacity ratings as follows:

<b>Potential capacity</b>	Play is below the level the site could sustain
<b>At capacity</b>	Play matches the level the site can sustain

# WYRE COUNCIL PLAYING PITCH AND OUTDOOR SPORT STUDY ASSESSMENT REPORT

<b>Overused</b>	Play exceeds the level the site can sustain
-----------------	---

Please note that NTPs have been discounted from the table overleaf. No NTPs are recorded as accommodating more than 60 matches per season; therefore, all NTPs are considered to have spare capacity. This translates to actual spare capacity for junior cricket as peak time is midweek, whereby non-turf wickets are more commonly used and matches can be played on a variety of days.

The capacity analysis assumes that all clubs rotate their wickets evenly. However, this may not be the case at all sites, with central wickets potentially used more commonly than outer wickets that are closer to a boundary, especially for senior matches. The idea is to showcase what the capacity is or could be if best practice is followed for the whole square, rather than doing it on a wicket-by-wicket basis.

## Spare capacity

The table below explains the difference between the potential spare capacity referenced in Table 4:15 in the final three columns (Saturday, Sunday and Midweek).

*Table 4.14: Spare capacity examples*

Potential spare capacity in peak period (examples)	Explanation of spare capacity
<b>No</b>	Means the pitch is played to capacity within this peak period and therefore cannot accommodate any further demand.
<b>Yes</b>	Not highlighted, it means there is spare capacity to accommodate further demand within this designated peak period however this is discounted due to the pitch already being in full use at the time, played to capacity or being overplayed so it cannot accommodate any additional demand.
<b>Yes</b>	Highlighted in green, it means there is actual available spare capacity within this peak period which can be utilised.

## WYRE COUNCIL PLAYING PITCH AND OUTDOOR SPORT STUDY ASSESSMENT REPORT

Table 4.15: Capacity analysis of community available grass cricket squares

Site ID	Site name	Analysis area	Users	Security of tenure	No. of squares	Pitch quality	Wicket type	No. of grass wickets	Capacity (MES)	Current use (MES)	Capacity balance (MES)	Potential spare capacity/availability for Saturday cricket	Potential spare capacity/availability for Sunday cricket	Potential spare capacity/availability for midweek cricket
PLF10	Cottam Hall	Urban Peninsula	Wyre CC	Unsecure	1	Standard	Senior	10	40	19	21	No	Yes	Yes
FL06	Fleetwood Cricket Club	Urban Peninsula	Fleetwood CC	Secure	1	Good	Senior	12	60	48	12	No	Yes	Yes
FL06	Fleetwood Cricket Club	Urban Peninsula	Fleetwood CC	Secure	1	Good	Junior	3	15	16	1	-	-	Yes
PLF19	Fylde Cricket Club	Urban Peninsula	Fylde CC	Secure	1	Standard	Senior	8	32	40	8	No	Yes	Yes
PLF19	Fylde Cricket Club	Urban Peninsula	Fylde CC	Secure	-	Standard	Junior	4	16	12	4	-	-	Yes
GAR06	Garstang Football, Cricket & Tennis Clubs	Rural Central	Garstang CC	Secure	1	Good	Senior	12	60	57 <sup>32</sup>	3	No	Yes	Yes
GAR06	Garstang Football, Cricket & Tennis Clubs	Rural Central	Garstang CC	Secure	-	Good	Junior	3	15	13	2	-	-	Yes
GRE02	Great Eccleston Cricket Club	Rural Plain	Great Eccleston CC	Secure	1	Good	Senior	8	40	36	4	No	Yes	Yes
TH28	Hassra Sports Ground	Urban Peninsula	Norcross CC	Secure	1	Standard	Senior	13	52	35	17	No	Yes	Yes
TH28	Hassra Sports Ground	Urban Peninsula	Norcross CC	Secure	-	Standard	Junior	2	8	5	3	-	-	Yes
FOR05	Shireshead and Forton Cricket Club	Rural East and Uplands	Shireshead & Forton CC	Secure	1	Good	Senior	11	55	55	0	No	No	Yes
FOR05	Shireshead and Forton Cricket Club	Rural East and Uplands	Shireshead & Forton CC	Secure	-	Good	Junior	2	10	9	1	-	-	Yes
TH01	Thornton Cleveleys Cricket Club	Urban Peninsula	Thornton Cleveleys CC	Secure	1	Good	Senior	8	40	38	2	No	Yes	Yes
TH01	Thornton Cleveleys Cricket Club	Urban Peninsula	Thornton Cleveleys CC	Secure	-	Good	Junior	3	15	17	2	-	-	Yes

In addition, to the above grass wicket squares Guys Thatched Hamlet has an NTP which also provides provision for community cricket. Guys Thatched Hamlet CC has one team which play in a midweek cricket league. The ground is not utilised on weekends and is generally only used once every other week on a week night for fixtures throughout the season. An NTP provides 60 match equivalent sessions per season, with one fixture every other week, the pitch has significant spare capacity.

<sup>32</sup> Seven MES added for Myerscough College and Palace Shield/Northern League Representative matches



# WYRE COUNCIL PLAYING PITCH AND OUTDOOR SPORT STUDY ASSESSMENT REPORT

---

## **Saturday cricket - spare capacity**

A square is only considered to have actual spare capacity if it is available for further usage. For senior men's cricket, peak time is Saturday as this is when most demand exists. As only one match can be played on each square per day, only two Saturday teams can be assigned to play home matches on one square (based on matches being played on an alternate home and away basis). As such, if a square has two Saturday teams already playing home fixtures on it, no actual spare capacity is perceived to exist for additional senior usage. If one or no teams are playing on a square on a Saturday, and it has overall capacity, actual spare capacity for senior demand is generally identified.

Notwithstanding the above, there may be situations where, although a site is highlighted as potentially able to accommodate some additional play, this should not be recorded as actual spare capacity against the site. For example, a site may be managed to operate slightly below full capacity to ensure that it can cater for a number of regular training sessions, or to protect the quality of the site. As such, no sites that are over, at, or close to capacity are considered to have actual spare capacity (at least 12 match equivalent sessions of spare capacity are required for an additional senior team to be accommodated) and neither are sites with unsecure tenure as future usage cannot be guaranteed.

There is currently no actual spare capacity to accommodate additional match play demand on Saturdays in Wyre. With all squares used by two teams on Saturdays.

## **Sunday cricket - spare capacity**

Like Saturday cricket, a square on a Sunday is only considered to have actual spare capacity if it is available for further usage. As only one match can be played on each square per day, only two Sunday teams can be assigned to play home matches on one square (based on matches being played on an alternate home and away basis). As such, if a square has two Sunday teams already playing home fixtures on it, no actual spare capacity is perceived to exist for additional senior usage. If one or no teams are playing on a square on a Sunday, and it has overall capacity, actual spare capacity for senior demand is generally identified. As such, no sites that are over, at, or close to capacity are considered to have actual spare capacity (at least 12 match equivalent sessions of spare capacity are required for an additional senior Sunday team to be accommodated) and neither are sites with unsecure tenure as future usage cannot be guaranteed.

Access to the square on a Sunday can be influenced by women and girls' softball activity on the outfield, meaning the square cannot be used whilst the outfield is in use.

There is actual spare capacity to accommodate additional match play demand on Sundays in Wyre at two sites, see Table 4.15.

## WYRE COUNCIL PLAYING PITCH AND OUTDOOR SPORT STUDY ASSESSMENT REPORT

*Table 4.16: Sites with actual spare capacity to accommodate senior Sunday cricket*

Site ID	Site	Analysis area	Actual spare capacity
FL06	Fleetwood Cricket Club	Urban Peninsula	12
TH28	Hassra Sports Ground	Urban Peninsula	12

In addition, Cottam Hall also offers spare capacity on Sunday's, however, as the site offers unsecure tenure this spare capacity has been discounted.

### **Midweek cricket - spare capacity**

For midweek cricket, most squares with spare capacity have actual spare capacity for an increase in demand. This is because usually most of the demand is from junior matches which are generally played during midweek, where matches can be spread across numerous days, meaning capacity is not limited to two teams. Moreover, the presence of junior wickets at certain sites, as well as NTPs, provide further capacity that is generally not available to senior demand.

For a square to have actual spare capacity for junior cricket, it must not be poor quality, have secure tenure, not be overplayed and have at least five match equivalent sessions per season of spare capacity, the average number of home matches an additional junior team would play.

Furthermore, a square is not considered to have capacity for an increase in demand if it is already used by six midweek teams or more, as availability is then assumed to be limited. On average, clubs are able to play junior fixtures on three nights per week, with other nights reserved for other activity such as square remediation/preparation, training activity or All Stars and Dynamos cricket activity.

Junior wickets are generally used by junior teams at U13 and below. Teams at U14 or older generally use senior wickets.

Junior wickets have no spare capacity to accommodate additional use during the week for midweek cricket. Whilst senior wickets at two sites have spare capacity to accommodate additional use during the week for midweek cricket.

*Table 4.17: Sites with actual spare capacity to accommodate midweek cricket (senior wickets)*

Site ID	Site	Analysis area	Actual spare capacity
FL06	Fleetwood Cricket Club	Urban Peninsula	5
TH28	Hassra Sports Ground	Urban Peninsula	5

In addition, Cottam Hall also offers spare capacity midweek on senior wickets, however, as the site offers unsecure tenure this spare capacity has been discounted.

# WYRE COUNCIL PLAYING PITCH AND OUTDOOR SPORT STUDY ASSESSMENT REPORT

## Overplay

There is one site in Wyre identified as being overplayed for senior cricket by a total of eight match equivalent sessions per season. This overplay of senior wickets is in the Urban Peninsula Analysis Area, at Fylde Cricket Club. Whilst overplay of cricket squares in Wyre is relatively minimal, overplay is a result of squares being heavily used rather than their quality.

There are two sites in Wyre identified as being overplayed for junior cricket by a total of three match equivalent sessions per season. All junior overplay is located in Urban Peninsula Analysis Area, with Thornton Cleveleys Cricket Club being overplayed by two match equivalent sessions per season and Fleetwood Cricket Club being overplayed by just one match equivalent sessions per season.

*Table 4.18: Summary of overplay on senior wickets*

Site ID	Site name	Analysis area	No. of squares	Overplay (matches per season)
PLF19	Fylde Cricket Club	Urban Peninsula	1	8
-	-	<b>Total</b>	<b>1</b>	<b>8</b>

*Table 4.19: Summary of overplay on junior wickets*

Site ID	Site name	Analysis area	No. of squares	Overplay (matches per season)
FL06	Fleetwood Cricket Club	Urban Peninsula	1	1
TH01	Thornton Cleveleys Cricket Club	Urban Peninsula	1	2
-	-	<b>Total</b>	<b>2</b>	<b>3</b>

## 4.5: Supply and demand analysis

### Senior cricket capacity balance (Saturday)

The below looks at actual spare capacity during the peak period (Saturday) for senior cricket against overplay.

For actual spare capacity, please note that this is converted from the number of squares to match equivalent sessions. This is calculated by using the average number of matches played per season by senior teams (12) multiplied by the number of additional teams that can be fielded at peak time (one team per 0.5 squares that are available). The entirety of spare capacity available at each site is not used as this number of matches may not be able to be accommodated at peak time (the maximum amount of spare capacity that can be accommodated on one square at peak time is 24 match equivalent sessions per season).

## WYRE COUNCIL PLAYING PITCH AND OUTDOOR SPORT STUDY ASSESSMENT REPORT

Table 4.20: Capacity balance of grass cricket squares for senior cricket in match sessions per season

Analysis area	Actual spare capacity	Overplay	Current total	Future demand	Future total
Rural Central	-	-	0	12	12
Rural East and Uplands	-	-	0	12	12
Rural Mosslands	-	-	0	-	0
Rural Plain	-	-	0	-	0
Urban Peninsula	-	8	8	12	20
<b>Total</b>	<b>0</b>	<b>8</b>	<b>8</b>	<b>36</b>	<b>44</b>

There is a current overall shortfall of eight match equivalent sessions per season on grass wicket squares in Wyre on Saturdays. Shortfalls are currently evident in the Urban Peninsula Analysis Area, with all other analysis areas played to capacity. After considering future demand, the Rural Central and Rural East and Uplands analysis areas will become overplayed whilst shortfalls in the Urban Peninsula Analysis Area will be exacerbated, resulting in overplay of 44 match equivalent sessions per season.

### Senior cricket capacity balance (Sunday)

The table below looks at actual spare capacity on Sunday for cricket against overplay and identified future demand. For this, actual spare capacity is considered in multiples of eight based on the average number of matches played by existing Sunday teams.

Table 4.21: Capacity balance of grass cricket squares for Sunday cricket in match sessions per season

Analysis area	Actual spare capacity	Overplay	Current total	Future demand	Future total
Rural Central	-	-	0	-	0
Rural East and Uplands	-	-	0	8	8
Rural Mosslands	-	-	0	-	0
Rural Plain	-	-	0	-	0
Urban Peninsula	24	8	16	8	8
<b>Total</b>	<b>24</b>	<b>8</b>	<b>16</b>	<b>16</b>	<b>0</b>

There is a current actual spare capacity on grass wicket squares in Wyre on Sundays. With the actual spare capacity available within the Urban Peninsula Analysis Area. After considering future demand, overplay will be generated in the Rural East and Uplands Analysis Area whilst actual spare capacity in the Urban Peninsula Analysis Area will decline. Overall, cricket squares in Wyre will be played to capacity on Sundays.

# WYRE COUNCIL PLAYING PITCH AND OUTDOOR SPORT STUDY ASSESSMENT REPORT

## Junior cricket capacity balance

For junior cricket, most squares with spare capacity have actual spare capacity for an increase in demand. This is because junior matches are generally played during midweek, where matches can be spread across numerous days, meaning capacity is not limited to two teams. Moreover, the presence of junior wickets at certain sites, as well as NTPs, provide further capacity that is generally not available to senior demand.

For a square to have actual spare capacity for junior cricket, it must not be poor quality or have unsecure tenure and it must not be overplayed; at least five match equivalent sessions of spare capacity are required for an additional junior team to be accommodated (the average number of matches junior teams play per season). Furthermore, a square is not considered to have capacity for an increase in demand if it is already used by six midweek teams or more as availability is then assumed to be limited (on average, clubs are able to play junior fixtures on three nights per week, with other nights reserved for other activity such as All Stars).

*Table 4.22: Capacity balance of grass cricket squares for junior cricket in match sessions per season*

Analysis area	Actual spare capacity	Overplay	Current total	Future demand	Future total
Rural Central	-	-	0	-	0
Rural East and Uplands	-	-	0	-	0
Rural Mosslands	-	-	0	-	0
Rural Plain	-	-	0	-	0
Urban Peninsula	-	3	3	15	18
<b>Total</b>	<b>0</b>	<b>3</b>	<b>3</b>	<b>15</b>	<b>18</b>

There is a current overall shortfall of three match equivalent sessions on grass wicket squares in Wyre midweek on junior wickets. Shortfalls are currently evident in the Urban Peninsula Analysis Area, with all other analysis areas played to capacity. All future demand for junior cricket is expected to be generated in the Urban Peninsula Analysis Area, leading to the shortfall being exacerbated to 18 matches per season and an equivalent Borough wide shortfall.

## 4.6: Conclusion

Overall, there is currently insufficient capacity of natural turf cricket squares to meet current demand for club cricket at a Borough wide level on Saturdays and Midweek whilst there is currently sufficient capacity for cricket on Sundays in Wyre. When future demand is accounted for, shortfalls for Saturday and midweek cricket are further exacerbated whilst spare capacity on Sundays is lost.

## WYRE COUNCIL PLAYING PITCH AND OUTDOOR SPORT STUDY ASSESSMENT REPORT

Table 4.23: Capacity balance of grass cricket squares summary in match sessions per season

Analysis area	Actual spare capacity	Overplay	Current total	Future demand	Future total
Saturday	0	8	8	36	44
Sunday	24	8	16	16	0
Midweek (seniors)	10	8	2	-	2
Midweek (juniors)	0	3	3	15	18

### Cricket supply and demand summary

- Overall, there is currently insufficient capacity of natural turf cricket squares to meet current demand for club cricket at a Borough wide level on Saturdays and midweek. Whilst there is currently sufficient capacity for cricket on Sundays in Wyre.
- When future demand is accounted for, shortfalls for Saturday and midweek cricket are further exacerbated whilst spare capacity on Sundays is lost.

### Cricket supply summary

- In total, there are ten grass wicket squares in Wyre, of which, eight are available for community use, the two unavailable grass squares are at Rossall School.
- A total of nine non-turf pitches (NTPs) are identified in Wyre. Of these six NTPs support existing grass wicket squares, with all others being standalone NTPs. Eight are available for community use.
- Within Wyre most clubs own or lease their home grounds, with three clubs owning their sites and four clubs leasing their grounds, whilst Wyre CC has an annual rental agreement at Cottam Hall, which is considered to offer unsecure tenure.
- The audit of grass wicket cricket squares in Wyre found six (60%) to be good quality and four (40%) to be of standard quality. None are assessed as poor. Of the eight community available squares five (62%) are rated as good quality and three (38%) are standard quality.
- The audit of ancillary facilities at available grass pitch cricket sites determines that two (25%) is accompanied by good quality provision, four squares (50%) accompanied by standard quality provision and two squares (25%) having poor quality supporting ancillary provision.
- Garstang, Fleetwood, Shireshead & Forton, Wyre and Fylde cricket clubs aspire to improve training facilities at their respective home venues.

### Cricket demand summary

- In total, there are nine clubs generating 33 senior men's, three senior women's and 26 junior teams.
- No additional teams are expected to be generated by population growth alone.
- Four clubs aspire to add a total of three senior men's, two senior women's and two junior boys' teams.

## PART 5: RUGBY UNION

### 5.1: Introduction

The Rugby Football Union (RFU) is the national governing body and is split into four areas across the country with a workforce team that covers development, coaching, governance and competitions. Club Developers, Coach Developers, club volunteers and teachers deliver programmes in schools and clubs across Wyre.

The RFU governs a variety of formats and programmes, including 15-a-side, 10-a-side, 7-a-side and Tag rugby as well as The Touch Union programme. Its aim is to increase and retain participation within the game, with facilities needing to be appropriate, affordable and accessible in order to enable this.

The rugby union playing season operates from September to May, with senior men's fixtures being held on Saturday afternoons whilst ladies, juniors and mini fixtures are held on Sundays.

### Consultation

There are three rugby union clubs based in Wyre, all of which were consulted via video call meetings.

*Table 5.1: Summary of consultation*

Club name	Responded?
Fleetwood RUFC	Yes
Garstang RUFC	Yes
Thornton Cleveleys RUFC	Yes

### 5.2: Supply

There is a total of 13 rugby union pitches identified in Wyre. Of these, seven are available for community use. All pitches are senior size, and all unavailable pitches are located at education sites.

*Table 5.2: Supply of rugby union pitches by analysis area*

Analysis area	No. of community available pitches	No. of unavailable pitches
Rural Central	2	-
Rural East and Uplands	-	2
Rural Mosslands	-	-
Rural Plain	-	1
Urban Peninsula	5	3
<b>Total</b>	<b>7</b>	<b>6</b>

Most provision is in the Urban Peninsula Analysis Area which accommodates a total of eight pitches. There is no rugby union provision located in the Rural Mosslands Analysis Area. A site by site breakdown of identified provision can be found in the table below.

# WYRE COUNCIL PLAYING PITCH AND OUTDOOR SPORT STUDY ASSESSMENT REPORT

Table 5.3: Supply of rugby union pitches

Site ID	Site	Analysis area	Community available?	No. of senior pitches
PLF33	Baines School	Urban Peninsula	No	1
FL05	Fleetwood Rugby Club	Urban Peninsula	Yes	2
GAR07	Garstang Rugby Union Football Club	Rural Central	Yes	2
TH13	King George Playing Field (Thornton)	Urban Peninsula	Yes	1
FL01	King George's Playing Fields (Fleetwood)	Urban Peninsula	Yes	2
BIL15	Myerscough Sports Centre	Rural East and Uplands	No	2
FL90	Rossall School	Urban Peninsula	No	2
PRE03	St Aidan's Church of England High School	Rural Plain	No	1

Traditionally, mini and junior rugby takes place on over marked senior pitches and this largely the case across Wyre with mini and junior teams from most clubs accessing senior pitches for both training and competitive matches.

The audit only identifies dedicated, line marked pitches. For rugby union pitch dimension sizes please see the table below.

Table 5.4: Pitch dimensions

Team type (ages)	Team reference	Maximum pitch dimensions (metres) <sup>33</sup>
Under 8	Mini	45 x 22
Under 9	Mini	60 x 30
Under 10	Mini	60 x 35
Under 11	Mini	60 x 43
Under 12	Mini	60 x 43
Under 13	Junior	90 x 60 (60 x 43 for girls)
Under 14-16	Junior	100 x 70 <sup>34</sup>
Under 17+	Senior	100 x 70

## Disused provision

An additional senior rugby union pitch was previously marked at King George Playing Field (Thornton). There is still dual rugby/football posts installed onsite, however, the pitch is not marked for either sport. The pitch is still maintained and could be brought back into use if required.

## Future provision

Thornton Cleveleys RUFC aspires to have its own site with a long-term lease agreement. Its current agreement for King George Playing Field (Thornton) is said to be restrictive which prevents the Club from improving on site facilities. With its own site, it would look to develop facilities suitable for both women's and junior teams with a view to creating women's teams and a junior section.

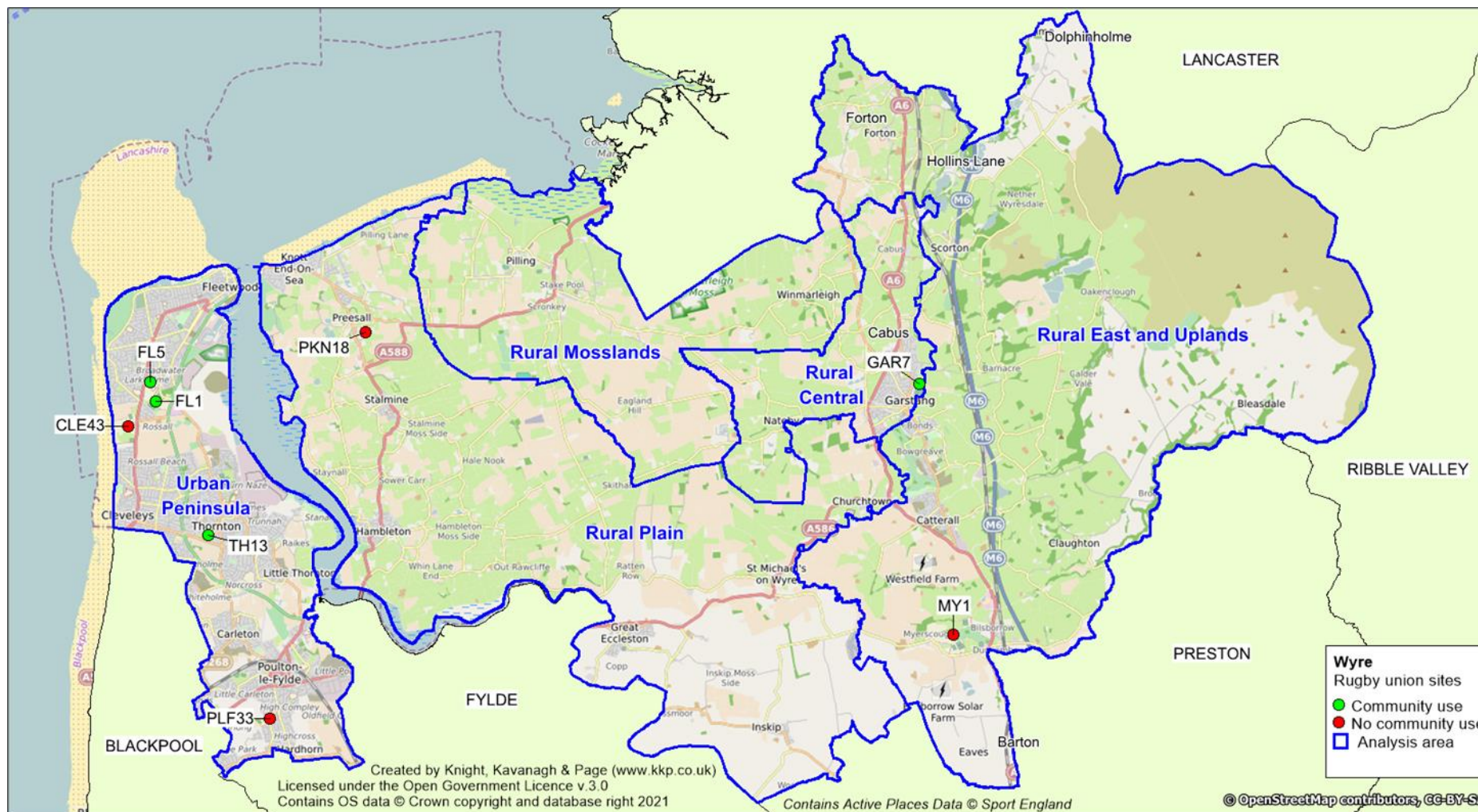
<sup>33</sup> Recommended run off area for all pitch types requires five metres each way and a minimum in-goal length of six metres.

<sup>34</sup> Minimum dimensions of 94 x 68 metres are acceptable.



# WYRE COUNCIL PLAYING PITCH AND OUTDOOR SPORT STUDY ASSESSMENT REPORT

Figure 5.1: Location of rugby union pitches



# WYRE COUNCIL PLAYING PITCH AND OUTDOOR SPORT STUDY ASSESSMENT REPORT

## Security of tenure

Security of tenure refers to the rights of occupation on playing field and infrastructure. Clubs and stakeholders generally fall into the bracket of owner-occupier, tenant or licensee. The table below identifies the current tenure position of each rugby union club based on information collated during consultation.

*Table 5.5: Rugby union clubs security of tenure*

Club	Tenure arrangement	Secure?
Fleetwood RUFC	Sub-leased from Fleetwood CC	Secure
Garstang RUFC	Long-term lease agreement	Secure
Thornton Cleveleys RUFC	One year rolling lease	Unsecure

Fleetwood RUFC currently sub-leases its pitches and site from Fleetwood Cricket Club. Fleetwood Cricket Club has a long-term lease agreement of adjoining sites Fleetwood Rugby Club and Fleetwood Cricket Club, from Wyre Borough Council. The sub-lease agreement is currently being renewed with the Fleetwood Cricket Club.

Thornton Cleveleys RUFC is considered to have unsecure tenure due to having a one-year annual rolling lease. In order to secure tenure of the site, a longer-term agreement on the pitches is required.

Garstang RUFC has a long term lease on its site at Garstang Rugby Union Football Club, the Club reports that the lease is for 999 years and therefore is considered to have long term security.

## Pitch quality

The quality of rugby pitches has been assessed via a combination of site visits undertaken in January 2023 (using non-technical assessments as determined by RFU) and user consultation to reach and apply an agreed rating as follows:

- ◀ Good
- ◀ Standard
- ◀ Poor

The methodology for assessing rugby pitch quality looks at two key elements: the maintenance programme and the level of drainage on each pitch. An overall quality based on both drainage and maintenance can then be generated. The agreed rating for each pitch type also represents actions required to improve pitch quality. A breakdown of actions required based on the ratings can be seen below:

*Table 5.6: Definition of maintenance categories*

Category	Definition
M0	Action is significant improvements to maintenance programme
M1	Action is minor improvements to maintenance programme
M2	Action is no improvements to maintenance programme

## WYRE COUNCIL PLAYING PITCH AND OUTDOOR SPORT STUDY ASSESSMENT REPORT

Table 5.7: Definition of drainage categories

Category	Definition
D0	Action is pipe drainage system is needed on pitch
D1	Action is pipe drainage is needed on pitch
D2	Action is slit drainage is needed on pitch
D3	No action is needed on pitch drainage

Table 5.8: Quality ratings based on maintenance (M) and drainage (D) scores

Drainage score	M0 - Poor	M1 - Adequate	M2 - Good
D0 - Natural Inadequate	0.5	1.5	2
D1 - Natural Adequate or Pipe Drained	1.5	2	3
D2 - Pipe Drained	1.75	2.5	3.25
D3 - Pipe and Slit Drained	2	3	3.5

The figures are based upon a pipe drained system at 5m centres that has been installed in the last eight years and a slit drained system at 1m centres that has been installed in the last five years.

Based on the above criteria, there are two (15%) standard quality and five (54%) poor quality pitches at sites which are available for community use. Of these, all good quality pitches are located at educational sites which host prominent rugby union programmes. Through consultation it was identified that the majority of community available pitches were rated as poor quality due to receiving basic maintenance and having significant drainage issues.

Please refer to Table 5.9 overleaf for a breakdown of pitch quality.

## WYRE COUNCIL PLAYING PITCH AND OUTDOOR SPORT STUDY ASSESSMENT REPORT

Table 5.9: Site quality ratings at rugby union sites

Site ID	Site name	Club	Analysis area	No. of grass pitches	Community use?	Sports lighting?	Pitch type	Non-technical assessment score	Quality rating
PLF33	Baines School	-	Urban Peninsula	1	No	No	Senior	M0/D0	Poor
FL05	Fleetwood Rugby Club	Fleetwood RUFC	Urban Peninsula	1	Yes	Yes-partial	Senior	M1/D0	Poor
FL05	Fleetwood Rugby Club	Fleetwood RUFC	Urban Peninsula	1	Yes	No	Senior	M1/D0	Poor
GAR07	Garstang Rugby Union Football Club	Garstang RUFC	Rural Central	2	Yes	No	Senior	M0/D0	Poor
TH13	King George Playing Field (Thornton)	Thornton Cleveleys RUFC	Urban Peninsula	1	Yes	Yes-partial	Senior	M0/D1	Poor
FL01	King George's Playing Fields (Fleetwood)	Fleetwood RUFC	Urban Peninsula	2	Yes	No	Senior	M1/D1	Standard
BIL15	Myerscough Sports Centre	-	Rural East and Uplands	2	No	No	Senior	M2/D1	Good
FL90	Rossall School	-	Urban Peninsula	2	No	No	Senior	M2/D1	Good
PRE03	St Aidan's Church of England High School	-	Rural Plain	1	No	No	Senior	M0/D1	Poor

Fleetwood RUFC reports that although a sufficient maintenance programme is in place at Fleetwood Rugby Club, there is a need to improve this in the future, but the Club suggests it is currently limited by machinery. It reports that during the winter months the drainage on the pitches is inadequate, with no dedicated drainage systems installed in recent years. This causes the pitch to flood frequently and during heavy downfall does not drain the water off efficiently.

Garstang Rugby Union Football Club is located on the banks of the River Wyre on a flood zone. Garstang RUFC reports that due to its location the banks of the river are often opened onto the rugby pitches when the river floods. This causes lasting damage and has caused issues with the pitch's drainage. No dedicated drainage systems are installed on the pitches, with the Club exploring options to install suitable drainage to help improve the pitches.

Thornton Cleveleys RUFC reports that the pitch at King George Playing Field (Thornton) receives limited amounts of maintenance. All maintenance of the pitch is undertaken by the council.

# WYRE COUNCIL PLAYING PITCH AND OUTDOOR SPORT STUDY ASSESSMENT REPORT

## Ancillary facilities

The term ancillary facility relates to built facility infrastructures at sites. Typically, this includes (but is not limited too) clubhouses, changing rooms, showers, carparking and toilet facilities.

The table below summarises the position of each rugby club highlighting current issues and long term requirements.

*Table 5.10: Ancillary provision feedback*

Site	Club	Ancillary position
Fleetwood Rugby Club	Fleetwood RUFC	Good quality ancillary facilities. During the pandemic its members undertook projects within the clubhouse to update and improve the quality of all aspects of the building.
Garstang Rugby Union Football Club	Garstang RUFC	The supporting ancillary provision for Garstang RUFC is of poor quality. The overarching sports club has submitted and had planning permission permitted for the development of its clubhouse in 2019 (18/00181/FUL). At present, Garstang RUFC is working alongside the other sports clubs onsite to raise funds to complete the project. There has been a new management committee appointment within the overarching sports club to oversee the project. If successful, it will see the development of social, function and changing rooms for all sports onsite.
King George Playing Field (Thornton)	Thornton Cleveleys RUFC	The changing facilities supporting the Club are located within the YMCA Thornton Centre. The facilities are rated as standard quality. However, Thornton Cleveleys RUFC reports that the toilet facilities in the centre are in need of improvement.

## Sports lighting

Of the seven community available pitches, only two have partial sports lighting at Fleetwood Rugby Club and King George Playing Field (Thornton).

Fleetwood RUFC aspires to develop full sports lighting on the pitch with partial sports lighting added in the future. Similarly, Garstang RUFC has future plans to develop permanent sports lighting onsite to support midweek training demand once pitch improvements have been made onsite.

## 5.3: Demand

Demand for rugby pitches in Wyre tends to fall within the categories of organised competitive play and organised training.

The rugby union playing season operates from September to May.

# WYRE COUNCIL PLAYING PITCH AND OUTDOOR SPORT STUDY ASSESSMENT REPORT

## Competitive play

There are three community rugby union clubs in Wyre which in total generate demand equating to 28 teams. As a breakdown, this consists of six senior men's teams, one senior women's team, six junior boys' teams, one junior girls' team and 14 mini teams.

A table summarising club demand is below.

Table 5.11: Demand summary

Club	Senior men's	Senior women's	Colt boys (U17/U18)	Colt girls (U17/U18)	Junior boys U16-U13)	Junior girls (U16-U13)	Minis (U12-U6)
Fleetwood RUFC	2	1	-	-	2	-	7
Garstang RUFC	3	-	-	-	4	1	7
Thornton Cleveleys RUFC	1	-	-	-	-	-	-
<b>Total</b>	<b>6</b>	<b>1</b>	<b>0</b>	<b>0</b>	<b>6</b>	<b>1</b>	<b>14</b>

## Training demand

Throughout the Country, many rugby union teams train at their home ground on match pitches. As a result, usage is concentrated which reduces the capacity for match play on these pitches and means they are more likely to be overplayed. A key factor in determining the extent of training on match pitches is the presence of sports lighting.

Full details of each of the clubs training schedules are detailed in the table below.

Table 5.12: Training demand summary

Club	Midweek training requirements	Match equivalent sessions (MES)
Fleetwood RUFC	Two senior men's and one senior women's sessions per week. All training takes place on pitch two which has partial sports lighting. All junior training takes place on WR compliant small sided 3G pitch at Fleetwood Rugby Club.	Three MES per week (Senior midweek training)
Garstang RUFC	All midweek club training takes place at Myerscough College on the WR compliant 3G pitch. This is due to no sports lighting on pitches at Garstang Rugby Union Football Club.	-
Thornton Cleveleys RUFC	One senior men's team training on sports lit area of pitch at King George Playing Field (Thornton). There are two sessions per week each lasting an hour and a half.	Two MES per week (Senior midweek training)

# WYRE COUNCIL PLAYING PITCH AND OUTDOOR SPORT STUDY ASSESSMENT REPORT

---

## **World Rugby (WR) compliant pitches**

To enable 3G pitches to accommodate competitive rugby union matches, World Rugby has developed the Rugby Turf Performance Specification. This is to ensure that the surfaces replicate the playing qualities of good quality grass pitches, provide a playing environment that will not increase the risk of injury and are of an adequate durability.

The specification includes a rigorous test programme that assesses ball/surface interaction and player/surface interaction and has been modified to align the standard with that of FIFA. Any 3G pitch used for any form of competitive rugby must comply with this specification and must be tested every two years to retain compliance.

There is currently one pitch with WR compliance within Wyre. The full size 3G pitch at Myerscough College Sports Centre which has rugby union pitch markings and posts and is able to support rugby union match play. In addition, there is a small sided 3G pitch at Fleetwood Rugby Club which has a built in shock pad and is used for contact rugby training by Fleetwood RUFC, until tested and re-certified no contact training should take place.

## **Use of artificial pitches**

Nationally, clubs identify the use of 3G pitches for training as a method of protecting the match pitches and providing a high-quality surface for full contact practice. Competitive play continues to take place on grass pitches for the most part, with ad hoc use of 3G pitches for fixtures in the case of unsuitable pitches due to waterlogging or frost. Further detail on use of 3G pitches can be found in Part 3: Third Generation Artificial Pitches.

There is training from Garstang RUFC and Myerscough College rugby union teams for both training and match play at Myerscough College Sports Centre. Whilst Fleetwood RUFC make use of the small sided pitch at Fleetwood Rugby Club for training.

## **Touch rugby**

To actively encourage participation rugby union clubs may provide alternative offers to traditional club competition. Touch rugby is one possible format which clubs can use; touch rugby is non-contact rugby sessions, during which participants compete in teams to score tries, following similar laws to traditional rugby union formats. Clubs, schools or community organisation can establish their own touch rugby sessions or can become hosts of Touch Union rugby sessions.

At present there is no touch rugby session in Wyre. Nearest are at Fylde and Preston Grasshoppers rugby clubs.

# WYRE COUNCIL PLAYING PITCH AND OUTDOOR SPORT STUDY ASSESSMENT REPORT

---

## **Walking rugby**

Walking rugby is a slower game of touch rugby that is accessible for disability groups and older participants, generally aged 55 years and above. The game is less physical than traditional rugby, but the general aim remains the same, with passing and scoring laws applying; and tackling involves a two-handed touch to the waist or below. Sessions for over 55s are an opportunity for participants to become physically active and for others to re-engage with rugby at a less strenuous pace.

At present there is no walking rugby session in Wyre.

## **Sale Sharks ACE Programme at Myerscough College**

Myerscough College Rugby Academy is a joint venture in partnership with Sale Sharks Rugby and is the accredited RFU Elite Player Development Centre for the North West. The College works with Sale Sharks and the RFU to allow the opportunities for students to train as professional athletes, whilst also obtaining a Level 3 BTEC in rugby union studies, whilst also offering a Foundation Degree in Rugby Coaching and Performance. The programme offer weekly matches between other ACE programmes which are located across the Country.

## **Exported/imported demand**

Exported demand refers to existing demand which is transferred outside of the study area; whilst imported demand refers to any demand from neighbouring local authorities that accesses facilities in Wyre due to a lack of available facilities in other local authorities where such team or club is based.

At present, there is no imported demand into Wyre.

Thornton Cleveleys RUFC reports that due to pitch quality at King George Playing Field (Thornton) with the pitch in peak winter having certain areas that are unplayable, it travels to Blackpool Stanley RLFC (Blackpool) to make use of the pitch, this is not a regular occurrence and therefore there is only limited exported demand.

## **Unmet/latent demand**

Unmet demand is existing demand at clubs which is not able to access sufficient supply of pitches for match play or training. It is usually expressed, for example, where a team is already training but is unable to access a match pitch or where a league or club operates a waiting list. Consultation did not highlight any potential unmet demand.

Latent demand is demand that evidence suggests may be generated from the current population should they have access to more or better provision. There is currently no latent demand which was highlighted through consultation.

## **Future demand**



# WYRE COUNCIL PLAYING PITCH AND OUTDOOR SPORT STUDY ASSESSMENT REPORT

Future demand can be defined in two ways, through participation increases and using population forecasts.

## *Future competitive growth*

Based on population projections to 2039 (the period to which this assessment projects population based future demand), Sport England's Playing Pitch Calculator (PPC) can estimate the likely additional demand for grass rugby pitches that will arise from any growth.

Using the current and future populations in each of the relevant age groups together with the current team numbers, team generation rates (TGRs) have been established to understand how much growth is required to establish one new team.

*Table 5.13: Authority wide team generation rates*

Age group	Team generation rate	No. of new teams generated by the new population	No. of new teams generated by the new population - rounded figure	No. of match equivalent session <sup>35</sup>
Men (19-45yrs)	1:2404	<b>0.21</b>	0	-
Women (19-45yrs)	1:14894	<b>0.03</b>	0	-
Boys (13-18yrs)	1:467	<b>0.27</b>	0	-
Girls (13-18yrs)	1:3433	<b>0.03</b>	0	-
Mixed (7-12yrs)	1:691	<b>0.35</b>	0	-

As seen above, there is no whole team future demand identified from population growth. Any increase in participation will likely be assimilated within existing playing squads, or those proactively established by clubs.

## *Future training demand*

Similar to competitive demand referenced above, future levels of training demand can also be calculated via using Sport England's PPC. This demand is based upon access to a sport's lit grass pitch equated into match equivalent sessions.

*Table 5.14: Future training demand*

Age group	Training demand generated per week by population growth (match equivalent sessions)	Training demand generated per week by population growth (match equivalent sessions) - rounded figure <sup>36</sup>	Hour/s equivalent
Men (19-45yrs)	<b>0.10</b>	0	0
Women (19-45yrs)	<b>0.02</b>	0	0
Boys (13-18yrs)	<b>0.14</b>	0	0
Girls (13-18yrs)	<b>0.02</b>	0	0
Mixed (7-12yrs)	<b>0.09</b>	0	0

<sup>35</sup> Two teams require one pitch to account for playing on a home and away basis; therefore, one team accounts to 0.5 match equivalent sessions on their relevant pitch type.

<sup>36</sup> Rounded to the nearest 0.5 match equivalent session.

# WYRE COUNCIL PLAYING PITCH AND OUTDOOR SPORT STUDY ASSESSMENT REPORT

As these figures cannot be accredited to any one analysis area, as they are Authority wide, they will be added onto the overall supply and demand total for each pitch type.

## *Participation growth*

Overall, all clubs report future aspirations for growth, with a total to create eight teams which equates to four match equivalent sessions per week on senior pitches.

*Table 5.13: Summary of club aspirational future demand*

Club	Analysis area	Future team aspirations	Match equivalent sessions (MES) on a senior pitch <sup>37</sup>
Fleetwood RUFC	Urban Peninsula	2 x junior boys	1
Garstang RUFC	Rural Central	1 x senior womens	0.5
Garstang RUFC	Rural Central	1 x junior girls	0.5
Garstang RUFC	Rural Central	2 x junior boys	1
Thornton Cleveleys RUFC	Urban Peninsula	1 x senior mens	0.5
Thornton Cleveleys RUFC	Urban Peninsula	2 x mini teams	0.5
-	-	<b>Total</b>	<b>4</b>

## *Future demand summary*

Future demand for rugby union pitches will be taken from participation growth. This is due to no demand being identified from population growth. Participation growth identifies future demand of one senior men's, one senior women's, four junior boys, one junior girls and two mini teams resulting in future need to accommodate four match equivalent sessions per week on senior rugby pitches.

## **5.4: Capacity analysis**

The capacity for pitches to regularly accommodate competitive play, training and other activity over a season is most often determined by quality. As a minimum, the quality and therefore the capacity of a pitch affects the playing experience and people's enjoyment of playing rugby. In extreme circumstances, it can result in the inability of a pitch to cater for all or certain types of play during peak and off-peak times.

To enable an accurate supply and demand assessment of rugby pitches, the following assumptions are applied to site by site analysis:

- ◀ All sites that are used for competitive rugby matches (regardless of whether this is secured community use) are included on the supply side.
- ◀ Use of school pitches by schools increases demand by one match equivalent session, unless school activity levels are known.

<sup>37</sup> Anticipated future junior demand is represented as 0.5 MES on a senior pitch whereas anticipated mini future demand is represented as 0.25 MES on a senior pitch.

## WYRE COUNCIL PLAYING PITCH AND OUTDOOR SPORT STUDY ASSESSMENT REPORT

- ◀ All competitive play is on senior sized pitches (except for where mini pitches are provided).
- ◀ From Under 13 upwards, teams play 15 v15 and use a full pitch.
- ◀ Mini teams (Under 6-Under 12) play on half of a senior pitch i.e., two teams per senior pitch or a dedicated mini pitch.
- ◀ For senior and youth teams the current level of play per week is set at 0.5 for each match played based on all teams operating on a traditional home and away basis (assumes half of matches will be played away).
- ◀ For mini teams playing on a senior pitch, play per week is set at 0.25 for each match played based on all teams operating on a traditional home and away basis and playing across half of one senior pitch.
- ◀ Senior men's rugby generally takes place on Saturday afternoons.
- ◀ Senior women's rugby generally takes place on Sunday afternoons.
- ◀ Junior rugby generally takes place on Sunday mornings.
- ◀ Mini rugby generally takes place on Sunday mornings.
- ◀ Training that takes place on club pitches is reflected by the addition of match equivalent sessions per week to current usage levels.

As a guide, the RFU has set a standard number of matches that each pitch should be able to accommodate, set out below.

*Table 5.15: Summary of rugby pitch carrying capacity in match equivalent sessions*

Drainage score	Maintenance 0 Poor	Maintenance 1 Adequate	Maintenance 2 - Good
D0 - Natural Inadequate	0.5	1.5	2
D1 - Natural Adequate or Pipe Drained	1.5	2	3
D2 - Pipe Drained	1.75	2.5	3.25
D3 - Pipe and Slit Drained	2	3	3.5

Carrying capacity is based upon a basic assessment of the drainage system and maintenance programme ascertained through a combination of the quality assessment and consultation. This guide, however, is only a very general measure of potential pitch capacity. It does not account for specific circumstances at time of use and it assumes average rainfall and an appropriate end of season rest and renovation programme.

*Table 5.16: Key to capacity balance*

Capacity balance in peak period (examples)	Explanation of capacity balance
1	Highlighted in green with a number denotes that the pitches have potential spare capacity.
0	Highlighted in orange with a zero, this indicates the pitch is played to capacity over the course of the week.
1	Highlighted in red with a number denotes that the pitches are overplayed and have no spare capacity across the week. This includes at peak time, despite any availability at peak time which may exist.

# WYRE COUNCIL PLAYING PITCH AND OUTDOOR SPORT STUDY ASSESSMENT REPORT

---

## **Peak times for pitch use**

To fully establish actual spare capacity, the peak period needs to be established. Peak time for men's rugby union matches is Saturday afternoons. Peak time for mini and junior activity is Sunday mornings, with most play taking place on senior pitches. Peak time for women's rugby union matches is Sunday afternoons.

## WYRE COUNCIL PLAYING PITCH AND OUTDOOR SPORT STUDY ASSESSMENT REPORT

Table 5.17: Capacity table for grass rugby union pitches

Site ID	Site name	Analysis area	Community use?	Security of tenure	Number of pitches	Pitch type	Non-tech score	Quality rating	Sports lighting	Competitive demand (MES per week)	Training demand (MES per week)	Pitch Capacity (sessions per week)	Capacity rating	Comments
PLF33	Baines School	Urban Peninsula	No	<b>Unsecure</b>	1	Senior	M0 / D0	Poor	No	0.5	-	0.5	0	Unavailable for community use.
FL05	Fleetwood Rugby Club	Urban Peninsula	Yes	Secure	1	Senior	M1 / D0	Poor	No	1.5	-	1.5	0	Pitch is played to capacity.
FL05	Fleetwood Rugby Club	Urban Peninsula	Yes	Secure	1	Senior	M1 / D0	Poor	Yes-partial	1.5	3	1.5	3	Pitch is overplayed by 2.5 MES per week due to Fleetwood RUFC match and training demand.
GAR07	Garstang Rugby Union Football Club	Rural Central	Yes	Secure	2	Senior	M0 / D0	Poor	No	6	-	1	5	Pitch is overplayed by five MES per week due to Garstang RUFC match and training demand.
TH13	King George Playing Field (Thornton)	Urban Peninsula	Yes	<b>Unsecure</b>	1	Senior	M0 / D1	Poor	Yes-partial	0.5	2	1.5	1	Pitch is overplayed by one MES per week due to Thornton Cleveleys RUFC match and training demand.
FL01	King George's Playing Fields (Fleetwood)	Urban Peninsula	Yes	Secure	2	Senior	M1 / D1	Standard	No	1	-	4	3	Spare capacity of three MES per week.
BIL15	Myerscough Sports Centre	Rural East and Uplands	No	<b>Unsecure</b>	2	Senior	M2 / D1	Good	No	2	4	6	0	Unavailable for community use.
FL90	Rossall School	Urban Peninsula	No	<b>Unsecure</b>	2	Senior	M2 / D1	Good	No	2	4	6	0	Unavailable for community use.
PRE03	St Aidan's Church of England High School	Rural Plain	No	<b>Unsecure</b>	1	Senior	M0 / D1	Poor	No	1	-	1.5	0.5	Unavailable for community use.

# WYRE COUNCIL PLAYING PITCH AND OUTDOOR SPORT STUDY ASSESSMENT REPORT

## Actual spare capacity

The next step is to ascertain whether or not any identified 'potential capacity' can be deemed 'actual capacity'. There may be situations where, although a site is highlighted as potentially able to accommodate some additional play, this should not be recorded as spare capacity against the site. For example, a site may be managed to regularly operate slightly below full capacity to ensure that it can cater for a number of regular friendly matches and activities that take place but are difficult to quantify on a weekly basis.

Table 5.18: Actual spare capacity at rugby union grass pitch sites

Site ID	Site name	Analysis area	No. of pitches	Pitch type	Pitch quality	Capacity balance	Actual spare capacity
FL01	King George's Playing Fields (Fleetwood)	Urban Peninsula	2	Senior	M1 / D1 (Standard)	3	3

It should be noted that, the pitches at King George's Playing Fields (Fleetwood) are marked for rugby league during the summer months. Although this doesn't affect the availability of the pitches due to differing seasons, the pitches have little rest time over the course of 12 months and therefore the quality can be affected.

## Overplay

There are four pitches overplayed across three sites by a total of nine match equivalent sessions per week. Overplay is due to both limited carrying capacity of poor quality pitches and high levels of demand for rugby union activity. There is concentrated use of grass pitches with sports lighting for training, with these pitches receiving additional use to others because their sports lighting facilitates greater accessible hours for training use during the winter months.

Table 5.19: Summary of overplay at rugby union grass pitch sites

Site ID	Site name	Analysis area	No. of pitches	Pitch type	Pitch quality	Capacity balance
FL05	Fleetwood Rugby Club	Urban Peninsula	1	Senior	M1 / D0 (Poor)	3
GAR07	Garstang Rugby Union Football Club	Rural Central	2	Senior	M0 / D0 (Poor)	5
TH13	King George Playing Field (Thornton)	Urban Peninsula	1	Senior	M0 / D1 (Poor)	1

## 5.5: Supply and demand analysis

### Senior rugby union pitches

Having considered supply and demand, the tables below identify the overall spare capacity in each of the analysis areas for senior rugby union pitches based on match equivalent sessions per week.

## WYRE COUNCIL PLAYING PITCH AND OUTDOOR SPORT STUDY ASSESSMENT REPORT

Table 5.20: Summary of supply and demand balance on senior rugby union pitches in match equivalent sessions

Analysis area	Actual spare capacity	Overplay	Current total	Future demand	Future total
Rural Central	-	5	5	1	6
Rural East and Uplands	-	-	0	-	0
Rural Mosslands	-	-	0	-	0
Rural Plain	-	-	0	-	0
Urban Peninsula	3	4	1	3	4
<b>Wyre</b>	<b>3</b>	<b>9</b>	<b>6</b>	<b>4</b>	<b>10</b>

Overall, there is a current shortfall of six match equivalent sessions per week on senior rugby union pitches to meet current demand.

When future demand is considered overplay is further exacerbated resulting in a future shortfall of ten match equivalent sessions per week.

### 5.6: Conclusion

Overall, based on the supply and demand analysis, it is evident that there is an insufficient supply of rugby union provision in Wyre to accommodate for both current and anticipated future levels of demand.

The priority for rugby union in Wyre is to ensure maintenance programmes are enhanced across club settings to improve quality of pitches to alleviate the overplay across senior pitches. Increase number of pitches or training areas with sports lighting to disperse training demand across sites/pitches. Improve ancillary facilities, specifically changing provision, to allow participation to diversify and safe operation of club sites during peak periods.

# WYRE COUNCIL PLAYING PITCH AND OUTDOOR SPORT STUDY ASSESSMENT REPORT

---

## **Rugby union supply and demand summary**

- ◀ There is an insufficient supply of provision in Wyre to accommodate for both current and anticipated future levels of demand for rugby union.
- ◀ The priority for rugby union in Wyre is to ensure maintenance programmes are enhanced across club settings to improve quality and number of pitches to alleviate the overplay across senior pitches.

## **Rugby union supply summary**

- ◀ There is a total of 13 rugby union pitches identified in Wyre. Of these, seven are available for community use. All pitches are senior size pitches. All unavailable pitches are located at education sites.
- ◀ There is one WR compliant 3G pitches in Wyre at Myerscough Sports Centre.
- ◀ Of the three clubs, two are considered to have secure tenure of their sites, whilst Thornton Cleveleys RUFC are considered to have unsecure tenure due to the nature of its one-year rolling lease of its pitches.
- ◀ Of the seven available rugby union pitches, there are two (29%) rated as standard quality and five (71%) rated as poor quality.
- ◀ Supporting ancillary provision is considered sufficient at all club sites apart from Garstang Rugby Union Club. The overarching sports club on this site are currently in the process of planning for a clubhouse development.

## **Rugby union demand summary**

- ◀ There are three rugby union clubs in Wyre which in total generate demand equating to 26 teams. As a breakdown, this consists of six senior men's teams, one senior women's team, six junior boys' teams, one junior girls' team and 12 mini teams.
- ◀ Community club training typically takes place on grass pitch provision with sports lighting at King Georges Playing Fields (Thornton) and Fleetwood Rugby Club, whilst Garstang RUFC access Myerscough Sports Centre for 3G pitch for training.
- ◀ Future demand from participation increases is projected to nine teams (one senior men's, one senior women's, four junior boys, one junior girls and two mini teams), requiring additional match play capacity of four match equivalent sessions on senior pitches.
- ◀ The pitches at King George's Playing Fields (Fleetwood) have actual spare capacity.
- ◀ There are four pitches overplayed across three sites by a total of nine match equivalent sessions per week.



## PART 6: RUGBY LEAGUE

### 6.1: Introduction

The Rugby Football League (RFL) is the governing body for rugby league in Britain and Ireland. It administers the England national rugby league team, the Challenge Cup, Super League, and the Championships which form the professional and semi-professional structure of the game structure in the UK. The RFL also administers the amateur and junior game across the country in association with the British Amateur Rugby League Association (BARLA).

Most community club rugby league is played throughout the summer season (from February to October). However, rugby league is considered as a winter season sport within schools, colleges and universities and therefore pitch provision for matches and training can also be required throughout the winter months.

Senior rugby league is played on a pitch measuring 100 x 68 metres. The preferred pitch size for U7s, U8s and U9s is 60 x 40 metres, whereas for U10s and U11s it is 80 x 30 metres, with U12s and above generally playing on senior pitches. Teams from U7s to U11s are known as primary teams, whilst teams from U12s to U18s known as junior teams.

#### *Consultation*

Several attempts were made to contact Wyre Warriors ARLFC for consultation, however no response was received. Therefore, information for this section was collated through online desktop research and support from the RFL.

### 6.2: Supply

There are two dedicated rugby league pitches identified within Wyre both of which are marked for rugby union in the winter months, located at King George's Playing Fields (Fleetwood) in the Urban Peninsula Analysis Area. Both pitches are senior size.

#### **Pitch quality**

The quality of rugby league pitches in Wyre have been assessed via a combination of site visits, carrying out non-technical assessments as determined by the RFL all pitches, and user consultation to reach and apply an agreed rating as follows:

- ◀ Good
- ◀ Standard
- ◀ Poor

Pitch quality influences the carrying capacity of a site; often pitches lack the drainage and maintenance necessary to sustain high levels of use. It is likely that pitches that receive little or no ongoing repair or off season remedial work will be assessed as poor, therefore limiting the number of games able to take place each week without it having a detrimental effect on quality.

## WYRE COUNCIL PLAYING PITCH AND OUTDOOR SPORT STUDY ASSESSMENT REPORT

Conversely, well maintained pitches which are tended to regularly are likely to be a higher standard and capable of taking a number of matches without a significant reduction in surface quality.

Private sites (e.g. sports clubs) can often offer better quality facilities than council and school playing pitches as such sports clubs tend to have dedicated ground staff or volunteers working on pitches regularly during the week. Also, private sites are often secured by fencing which prevents unofficial use whilst council pitches are generally located within parks and open spaces, regularly used by the public.

Carrying capacity of a pitch is dependent upon the quality of a pitch which is outlined below:

Category	Capacity
Good	3 matches per week
Standard	2 matches per week
Poor	1 match per week

Table 6.1: Site quality ratings

Site ID	Site name	Analysis area	Community use?	Tenure	No. of pitches	Pitch type	Sports lighting?	Quality rating
FL01	King George's Playing Fields (Fleetwood)	Urban Peninsula	Yes	Secure	2	Senior	No	Standard

Both pitches are assessed as standard quality with no specific issues identified.

### Ancillary provision

At present, there is no onsite clubhouse/ancillary provision at King George's Playing Fields (Fleetwood), the previous building was subject to an arson attack and had to be demolished. Wyre council plans to develop a purpose-built clubhouse again and has been in talks for some time to get this completed. Fleetwood Gym FC has worked with the council to draw up plans and reports once built it will take the building on a lease to maintain and run the facility.

### 6.3: Demand

There is a single affiliated rugby league club located in Wyre, Wyre Warriors ARLFC. The Club was founded in September 2021 but already fields one men's team and one women's team as well as having a junior academy that trains on Saturday afternoons for two hours a week. Senior training takes place on Tuesday evenings for an hour and a half.

The Club's total demand equates to 4.5 match equivalent sessions per week on the grass pitches at King George's Playing Fields (Fleetwood).

# WYRE COUNCIL PLAYING PITCH AND OUTDOOR SPORT STUDY ASSESSMENT REPORT

## Future demand

### *Population increase*

Based on population projections to 2039 (the period to which this assessment projects population based future demand), Sport England's Playing Pitch Calculator (PPC) can estimate the likely additional demand for grass rugby pitches that will arise from any growth.

Using the current and future populations in each of the relevant age groups together with the current team numbers, team generation rates (TGRs) have been established to understand how much growth is required to establish one new team.

*Table 6.2: Authority wide team generation rates*

Age group	Team generation rate	Number of new teams generated by the new population	Number of new teams generated by the new population - rounded figure	Match equivalent session <sup>38</sup>
Men (19-45yrs)	1:14421	0.03	0	-
Women (19-45yrs)	1:14894	0.03	0	-
Boys (13-18yrs)	1:1439	0.10	0	-
Girls (13-18yrs)	0	0	0	-
Mixed (7-12yrs)	1:6326	0.03	0	-

As seen in the table above, no future demand from population growth would be predicted.

As the Club did not respond to consultation request participation increases are not provided and therefore, at present no future demand is expected for rugby league in Wyre.

## Unmet/latent demand

Unmet demand is existing demand at clubs which is not able to access sufficient supply of pitches for match play or training. It is usually expressed, for example, where a team is already training but is unable to access a match pitch or where a league or club operates a waiting list. Consultation did not highlight any potential unmet demand.

Latent demand is demand that evidence suggests may be generated from the current population should they have access to more or better provision. There is currently no latent demand which was highlighted through consultation.

## 6.4: Supply and demand analysis

As the rugby union/league pitches at King George's Playing Fields (Fleetwood) are assessed as standard quality, they are deemed, by RFL, to have capacity for four match equivalent sessions per week (two match equivalent sessions per pitch).

<sup>38</sup> Two teams require one pitch to account for playing on a home and away basis; therefore, one team accounts to 0.5 match equivalent sessions on their relevant pitch type.

## WYRE COUNCIL PLAYING PITCH AND OUTDOOR SPORT STUDY ASSESSMENT REPORT

---

Based on demand equating to 4.5 match equivalent sessions per week, Wyre Warriors ARLFC is currently overplaying the pitches by 0.5 match equivalent sessions per week. This is primarily due to the pitches being used for both match and training demand.

### 6.5: Conclusion

Although the pitches are only marginally overplayed as they are also marked for rugby union in the winter months, they have little time for remedial work in-between seasons. With pitch quality improvements, overplay at the site could be addressed.

#### **Rugby league supply and demand summary**

- ◀ There are two dedicated rugby league pitches in Wyre, located at King George's Playing Fields (Fleetwood). Both pitches are assessed as standard quality.
- ◀ There is a single affiliated rugby league club located in Wyre, Wyre Warriors ARLFC. It currently fields one men's and one women's team as well as a junior academy.
- ◀ Wyre Warriors ARLFC currently overplays the pitches at King George's Playing Fields (Fleetwood) resulting in a shortfall 0.5 match equivalent sessions per week.

## PART 7: HOCKEY

### 7.1: Introduction

Hockey in England is governed by England Hockey (EH). Following a 2017 resolution, England Hockey has undertaken a review of the way the sport is structured locally. In September 2020, the membership of England Hockey took the decision to support the proposed structural changes set out in A Structure Fit for the Future<sup>39</sup>, which proposes a new structure of eight areas (increased from five) to divide the balance of clubs and players more equally in England. Hockey in Wyre is administered regionally by the North West Hockey Association and locally by Lancashire Hockey.

Competitive league hockey matches and training can only be played on artificial grass pitches (AGPs). Although competitive, adult and junior club training cannot take place on third generation artificial grass pitches, some may be suitable for introductory level hockey, such as school curriculum low level hockey. EH's Artificial Grass Playing Surface Policy details suitability of surface type for varying levels of hockey, as shown below.

A typical artificial grass pitches pitch is constructed from a free draining, frost-free sub-base, one or two tarmac layers, a 15mm shock pad and an artificial grass carpet, either sand filled, sand dressed or water based<sup>40</sup>. Below is a brief summary of each type.

#### *Sand filled artificial grass*

On sand filled artificial grass the artificial grass fibres are infilled with sand. This is a low-density durable carpet with sand infill to just below the pile for stability, these pitches are recommended for lower league hockey and more of a multi sports use rather than higher competitive hockey use.

#### *Sand dressed artificial grass*

The fibres on sand dressed artificial grass are much denser and therefore requires less sand to support the pile of the carpet and create stability. It is the most commonly used surface for hockey up to and including at a National level.

#### *Water-based artificial grass*

A very high-density carpet with no sand infill which requires irrigation via a sprinkler system to maintain a layer of water on the pitch. The water provides low slide resistance and reduces the risk of abrasions caused by coarse sand.

---

<sup>39</sup> [Link to EH Governance](#)

<sup>40</sup> [Link to EH Artificial Pitch Guidance](#)

# WYRE COUNCIL PLAYING PITCH AND OUTDOOR SPORT STUDY ASSESSMENT REPORT

Table 7.1: England Hockey guidelines on artificial surface types suitable for hockey

Category	Surface	Playing Level	Playing Level
England Hockey Category 1	Water surface approved within the FIH Global/National Parameters	<b>Essential</b> International Hockey - Training and matches	<b>Desirable</b> Domestic National Premier competition Higher levels of EH Player Pathway Performance Centres and upwards
England Hockey Category 2	Sand dressed surfaces within the FIH National Parameter	<b>Essential</b> Domestic National Premier competition Higher levels of player pathway: Academy Centres and Upwards	<b>Desirable</b> All adult and junior League Hockey Intermediate or advanced School Hockey EH competitions for clubs and schools (excluding domestic national league)
England Hockey Category 3	Sand based surfaces within the FIH National Parameter	<b>Essential</b> All adult and junior club training and league Hockey EH competitions for clubs and schools Intermediate or advanced schools hockey	<b>Desirable</b>
England Hockey Category 4	All 3G surfaces	<b>Essential</b> None	<b>Desirable</b> Lower level hockey (Introductory level) when no category 1-3 surface is available.

In addition to the above pitch types, England Hockey reports it is currently trialling a different multi-sport surface in order to better accommodate lower levels of hockey demand and other sports such as netball and tennis. The surface type known as Gen 2 is a versatile surface that will ensure sports do not need to compromise on the playing experience. It will be a sand dressed synthetic turf with a compatible shock pad. The concept is designed to provide facilities, including schools, with a dynamic surface which reduces the amount of space required and utilised provision to full potential.

For senior teams, a full size pitch for competitive matches must measure at least 91.4 x 55 metres excluding surrounding run off areas which must be a minimum of two metres at the sides & three metres at the ends. England Hockey preference is for four metre side and five metre end run offs, with a preferred overall area of 101.4 x 63 metres though a minimum overall area of 97.4 x 59 metres is accepted.

## Consultation

There is one hockey club based in Wyre, Garstang HC, which responded to consultation requests resulting in a 100% response rate. The Club are currently based at the only community available full size AGP in the Borough at Garstang Community Academy.

## WYRE COUNCIL PLAYING PITCH AND OUTDOOR SPORT STUDY ASSESSMENT REPORT

### 7.2: Supply

There are two full size, hockey suitable AGPs in Wyre, both of the pitch also have sports lighting. In addition, there are eight small size AGPs across eight sites in Wyre, of which, one has sports lighting.

Of the ten pitches in Wyre, four pitches are available for community use.

The Urban Peninsula Analysis Area has the most hockey suitable AGPs with seven pitches, whilst the Rural East and Uplands Analysis Area has two and the Rural plain Analysis Area has one. The Rural Mosslands and Rural Central analysis areas have none.

*Table 7.2: Summary of full size hockey suitable AGPs in Wyre*

Site ID	Site name	Postcode	No. of pitches	Analysis area	Surface type	Pitch size (metres)	Available for community use?	Sports lighting?
BOW06	Garstang Community Academy	PR3 1YE	1	Rural East and Uplands	Sand Dressed	99x61	Yes	Yes
FL90	Rossall School	FY7 8JW	1	Urban Peninsula	Sand Dressed	101x63	No	Yes

*Table 7.3: Summary of small size hockey suitable AGPs in Wyre*

Site ID	Site name	Postcode	No. of pitches	Analysis area	Surface type	Pitch size (metres)	Available for community use?	Sports lighting?
PLF33	Baines School	FY6 8BE	1	Urban Peninsula	Sand Filled	40x25	No	Yes
RP08	Carter Charity (Voluntary Controlled) Primary School	FY6 0HH	1	Rural Plain	Sand Filled	30x20	No	No
FL65	Fleetwood Chaucer Community Primary School	FY7 6QN	1	Urban Peninsula	Sand Filled	37x20	No	No
TH28	Hassra Sports Ground	FY5 5EE	1	Urban Peninsula	Sand Filled	30x15	Yes	No
PLF68	Hodgson Academy	FY6 7EU	1	Urban Peninsula	Sand Filled	44x34	Yes	No
BIL15	Myerscough Sports Centre	PR3 0RY	1	Rural East and Uplands	Sand Filled	60x40	Yes	No

## WYRE COUNCIL PLAYING PITCH AND OUTDOOR SPORT STUDY ASSESSMENT REPORT

Site ID	Site name	Postcode	No. of pitches	Analysis area	Surface type	Pitch size (metres)	Available for community use?	Sports lighting?
TH51	Sacred Heart Catholic Primary School	FY5 4HL	1	Urban Peninsula	Sand Filled	33x15	No	No
TH53	Thornton Primary School	FY5 4JP	1	Urban Peninsula	Sand Filled	15x12	No	No

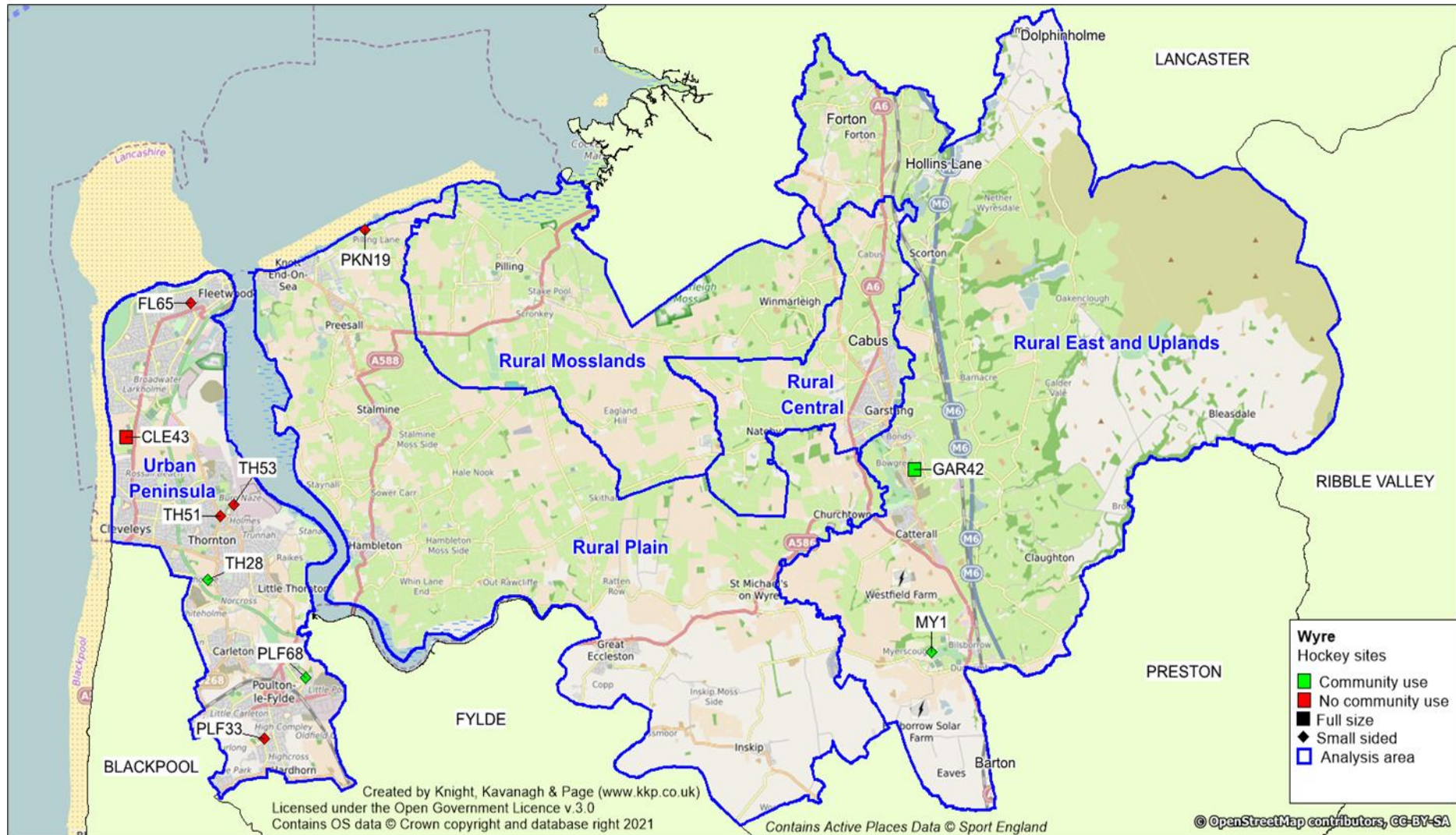
Although the full size AGP at Rossall School is unavailable for community use. Garstang HC report that due to sharing players and coaches with the School, a link has been created, where, if required, the Club is able to utilise the pitch as a satellite training venue. However, it is still considered that the pitch isn't readily available for community bookings and therefore remains unavailable.

In addition, there is no use of any small sided AGP's in the Borough for hockey activity by Garstang HC.



# WYRE COUNCIL PLAYING PITCH AND OUTDOOR SPORT STUDY ASSESSMENT REPORT

Figure 7.1: Location of AGPs in Wyre



# WYRE COUNCIL PLAYING PITCH AND OUTDOOR SPORT STUDY ASSESSMENT REPORT

## Future supply

Garstang HC reports due to midweek availability of the pitch at Garstang Community Academy for training, there is a need for the Club to access additional provision to support training demand. It aspires to develop a purpose-built facility, as a main site for the Club, to be based with a full size AGP. It identifies that it is currently exploring land around the Garstang area, as the facility at Rossall School is currently further travel than it would prefer. It should be noted that the Club's plans are purely aspirational at present, however, the Club is open to discussions with the council to explore potential opportunities.

## Quality

Taking the above into account, the quality of hockey suitable artificial grass pitches has been assessed via a combination of site visits undertaken in January 2023 (using non-technical assessments as determined by EH<sup>41</sup>) and user consultation to reach and apply an agreed rating as follows:

- ◀ Good
- ◀ Standard
- ◀ Poor

The percentage parameters used for the non-technical assessments were as follows; Good (>80%), Standard (60-79%), Poor (<60%). The quality ratings assigned to the sites also consider the user quality ratings gathered from consultation.

In addition, depending on use, it is considered that the carpet of an artificial grass pitch usually lasts for approximately ten years, and it is the age of the surface, combined with maintenance levels, which most commonly affects quality.

*Table 7.4: Summary of community available AGP quality*

Site ID	Site name	No. of pitches	Pitch size	Surface type	Year built (refurbished)	Pitch quality
BOW06	Garstang Community Academy	1	Full size	Sand Dressed	2018	Good
TH28	Hassra Sports Ground	1	Half size	Sand Filled	1990	Poor
PLF68	Hodgson Academy	1	Half size	Sand Filled	2010	Poor
BIL15	Myerscough Sports Centre	1	Half size	Sand Filled	1994 (2006)	Poor

## Management and security of tenure

The AGP at Garstang Community Academy is managed on behalf of the School by North West School Hire whilst the two of the other community available AGPs at Hodgson Academy and Myerscough Sports Centre are managed internally by the

<sup>41</sup> See Appendix 3 for the non-technical assessment for artificial grass pitches.

## **WYRE COUNCIL PLAYING PITCH AND OUTDOOR SPORT STUDY ASSESSMENT REPORT**

---

school/college. The final pitch at Hassra Sports Ground is located on a community sports facility and is managed by the overarching sports club based onsite.

## WYRE COUNCIL PLAYING PITCH AND OUTDOOR SPORT STUDY ASSESSMENT REPORT

### Availability

The table below summarises usage levels of the full size AGP provision in Wyre based on booking sheets supplied by the operators. This is compared against availability at peak time, using Sport England's Facilities Planning Model (FPM). This applies an overall peak period for AGPs of 34 hours per week (Monday to Thursday 17:00-21:00; Friday 17:00-19:00; Saturday and Sunday 09:00-17:00). This totals 18 hours midweek and 16 hours on a weekend.

Table 7.5: Availability and usage of full size, community available AGPs across Wyre

Site ID	Site name	Analysis area	Hockey club users	Availability	Midweek					Weekend				
					Affiliated Hockey usage	Affiliated Football usage	Other sports club usage <sup>42</sup>	Informal / Recreational <sup>43</sup>	Actual Spare capacity	Affiliated Hockey usage	Affiliated Football usage	Other sports club usage <sup>44</sup>	Informal / Recreational <sup>45</sup>	Actual Spare capacity
BOW06	Garstang Community Academy	Rural East and Uplands	Garstang HC	Monday-Friday: 5pm-9pm Saturday/Sunday: 9am-5pm	28%	38%	9%	6%	19%	50%	-	6%	-	44%

It should be noted that the usage referenced in the table above relates to the community use period and excludes school usage outside of the periods of community availability.

The pitch currently offers spare capacity predominantly on Sundays, Friday evenings and other weekday evenings from 5-6pm. Football demand onsite is predominantly from Wyre Juniors FC which travels from the Rural Plain Analysis Area to access provision.

The small sided AGP's in the Borough are not used for any competitive hockey training or match demand. This is due to the pitches being too small to offer a suitable area for training or matches and therefore are not utilised for hockey.

<sup>42</sup> Walking Football/Rugby Union Skill Training

<sup>43</sup> Recreation usage includes demand from leisure football leagues, Active Communities and other similar organisations.

<sup>44</sup> Walking Football/Rugby Union Skill Training

<sup>45</sup> Recreation usage includes demand from leisure football leagues, Active Communities and other similar organisations.

# WYRE COUNCIL PLAYING PITCH AND OUTDOOR SPORT STUDY ASSESSMENT REPORT

## Ancillary provision

The quality of ancillary facilities across Wyre has been assessed via a combination of site visits and user consultation to reach and apply an agreed rating as follows:

- ◀ Good
- ◀ Standard
- ◀ Poor

Ancillary facility ratings are primarily influenced by the type of amenities which are available on a site accompanied by their quality, such as a clubhouse, changing rooms, showering provision, car parking, dedicated official and spectator facilities and boundary fencing. The table below identifies the findings for hockey sites that are actively utilised for hockey across Wyre.

*Table 7.6: Summary of ancillary provision quality accompanying full size hockey suitable AGPs*

Site ID	Site name	Analysis area	No. of pitches	Ancillary facilities quality
BOW06	Garstang Community Academy	Rural East and Uplands	1	Standard

Garstang Community Academy has a small car park and changing rooms located in the sports hall adjacent to the hockey pitch onsite. The Club access these facilities for match day and training where required and suggest that facilities are currently adequate and suitable for what is required.

## 7.3: Demand

There is one club which is classed as being from Wyre, Garstang HC. It accommodates 15 teams: two men's, four women's, one adult mixed and eight dedicated junior teams.

The table below examines participation figures for the 2022/23 season for all Category One and Category Two players. These are the participants that must access hockey suitable AGPs for their demand.

*Table 7.7: England Hockey affiliation figures 2022/23 (Category One and Two)*

Name of club	Senior men (17-55)	Senior women (17-55)	Junior boys (14-16)	Junior girls (14-16)	Junior boys (11-13)	Junior girls (11-13)	Mini mixed (5-10)	Total
Garstang HC	19	51	3	17	12	25	49	176

*Table 7.8: Summary of teams*

Name of club	Senior men's teams	Senior women's teams	Junior	Mixed	Total
Garstang HC	2	4	8	1	15

# WYRE COUNCIL PLAYING PITCH AND OUTDOOR SPORT STUDY ASSESSMENT REPORT

---

## Future demand

Growing participation is the number one aim within EH's strategic plan and key drivers include working with clubs, universities and schools, regional and local leagues, developing opportunities for over 40s and delivering a quality programme of competition. Growth in participation will not only come from the traditional 11 a side game but from the informal, recreational ways to play hockey such as small sided hockey, which can be played at any time during the week or at weekends.

Though there remains a desire from EH to increase participation within the club/league based game, not all future demand may be realised entirely as new formalised teams playing at peak time. Some clubs may decide to offer pay and play opportunities to participants or offer small sided formats such in a bid to increase participation and club memberships by providing a different hockey offer.

Increased demand from new participants will lead to a requirement for increased capacity on available artificial grass pitches at peak time, but also midweek and on Sundays to deliver other formats of hockey activity. At present, it is not necessarily clear as to what format this may take or when it is likely to take place, however, it is clear that there will be a requirement for access to increased capacity on artificial grass pitches across the area. This should be considered when assessing demand for artificial grass pitches in the future, as not only will they be needed for peak match play times and midweek training to accommodate increased participation within the formalised hockey environment, but also throughout the week and at non-peak times to offer wider opportunities for play.

Based on population projections to 2039 (the period to which this assessment projects population based future demand), Sport England's Playing Pitch Calculator (PPC) can estimate the likely additional demand for AGP provision that will arise from any growth. This is worked out by converting existing senior demand to team generation rates, in addition to including levels of participation to include those which do not formally categorise themselves as within a time such as mini and junior demand and match equivalent sessions to calculate future requirements.

The Calculator identifies a growth in training demand of 0.36 hours for seniors and 0.09 additional hours for juniors and match play demand of 0.29 pitches (0.12 match equivalent sessions for adults and 0.17 match equivalent sessions for juniors).

Additionally, Garstang HC reports that it has aspiration to continue its growth across the Club, however, at present it is not exploring growth due to lack of pitch capacity for training.

### *Hockey Heroes*

Hockey Heroes is a six-week hockey programme aimed at beginners (children aged five to eight) that not only focuses on helping children develop some physical hockey skills such as dribbling, passing and goal scoring, but also places as much emphasis on character development including teamwork, communication, perseverance and respect.

# WYRE COUNCIL PLAYING PITCH AND OUTDOOR SPORT STUDY ASSESSMENT REPORT

---

There are no Hockey Heroes courses operating in Wyre.

## *Back to Hockey*

Back to Hockey sessions are fun, social and informal and are aimed at people who either have not played for a number of years or that are looking to play for the first time. They are generally hosted by clubs, with EH providing guidance on how to deliver the programme. Benefits of clubs being involved include:

- ◀ More members
- ◀ More casual players
- ◀ Additional income
- ◀ Extra publicity
- ◀ New volunteers

Garstang HC current runs Back to Hockey sessions weekly from 5.30pm-6.30pm on Thursday evenings at Garstang Community Academy.

## **Unmet/latent demand**

Unmet demand is existing demand at clubs which is not able to access sufficient supply of pitches for match play or training. It is usually expressed, for example, where a team is already training but is unable to access a match pitch or where a league or club operates a waiting list. Consultation did not highlight any potential unmet demand.

Latent demand is demand that evidence suggests may be generated from the current population should they have access to more or better provision. There is currently no latent demand which was highlighted through consultation.

## **Imported demand**

Imported demand refers to any demand from neighbouring local authorities that accesses facilities within Wyre due to a lack of available facilities in other local authorities where such team or club is based.

There is no known imported demand into the Borough.

## **Exported demand**

Exported demand refers to teams that are currently accessing provision for home fixtures outside of Wyre, despite being from within the Authority.

There is no known exported demand out of the Borough.

## **Peak time demand**

For matches, most of the senior hockey activity in Wyre takes place on a Saturday, whereas most junior activity occurs on a Sunday. For training, peak time is midweek

# WYRE COUNCIL PLAYING PITCH AND OUTDOOR SPORT STUDY ASSESSMENT REPORT

---

evenings, although preference is generally given for Tuesdays, Wednesdays and Thursdays.

## 7.4: Supply and demand analysis

### Match play

The PPS Guidance suggests that a full size AGP with sports lighting is able to accommodate four match equivalent sessions on a Saturday (peak time). With teams playing on a home and away format, this equates to one AGP being able to cater for eight 'home' teams on a Saturday. One team requires 0.5 match equivalent sessions per week on its 'home' AGP.

In total, there are seven senior teams from Garstang HC playing on a Saturday in Wyre. Based on the above, one full size hockey suitable AGP is sufficient to meet demand. It should be noted however, that this only leaves additional space for one senior team on a Saturday and any further growth in senior teams would need to access and play matches on Sundays.

### Training

It is considered that there are enough pitches to accommodate training demand for all the teams. However, when analysing the pitch booking data, most time slots currently available for bookings are at undesirable times such as on Friday evenings and midweek from 5-6pm.

Whilst Garstang HC currently accesses Garstang Community Academy for five hours per week for training demand, it reports a need for additional space for both current and any future hockey training demand. At present there is limited and undesirable availability to cater for current hockey training demand onsite at Garstang Community Academy. With Garstang HC planning to travel to Rossall School for additional training space in the interim, with the vision of additional provision becoming available in and around the Garstang Area.

The lack of availability for hockey training is due to football clubs in particular Wyre Junior FC traveling from the Rural Plain Analysis Area (where it is based in Preesall) to access the pitch at Garstang Community Academy for football training. Garstang HC reports a lack of access to 3G pitches in Garstang, which concurrently leads to football teams accessing the Garstang Community Academy pitch. This can be seen in the programme which identifies that week night use is mainly through affiliated football clubs (38%), all current spare capacity is on Friday evenings and between 5-6pm, both of which are undesirable times. At present, Garstang HC accesses the pitch on Tuesdays from 7-8.30pm and Thursday from 5.30-9pm.

## 7.5: Conclusion

In conclusion, although there is sufficient supply to cater for current hockey match play demand, there is only capacity for future demand to grow further by one senior team at peak time (Saturdays) with any further growth having to access Garstang



# WYRE COUNCIL PLAYING PITCH AND OUTDOOR SPORT STUDY ASSESSMENT REPORT

---

Community Academy on Sundays for matches. There is a shortfall in availability to cater for midweek hockey training (both currently and in the future).

Further to this, Garstang HC reports that its future growth is inhibited by a lack of available training sessions at Garstang Community Academy.

## **Hockey supply and demand summary**

- ◀ **There is currently sufficient supply to cater for current hockey match play demand, however there is only capacity for future demand to grow a further one senior team at peak time (Saturdays) with any further growth having to access Garstang Community Academy on Sundays for matches.**
- ◀ **However, it is considered that due to club aspirations for growth and current capacity on the pitch at Garstang Community Academy there is insufficient supply to cater for current and future training demand.**

## **Hockey supply summary**

- ◀ There are two full size sand based AGPs across two sites in Wyre. The pitches are both supported by sports lighting. Of the two pitches one is deemed available for community use, whilst the pitch at Rossall School isn't available for bookings, however, due to links with Garstang HC offers some availability to the Club for use where required.
- ◀ There are eight small sized sand based AGPs in the Borough across eight sites. Three of which are available for community use.
- ◀ The full size hockey suitable AGPs at Garstang Community Academy is located on an educational site and is managed by North West School Hire.
- ◀ The full size community available hockey suitable AGPs in Wyre is rated as good quality.

## **Hockey demand summary**

- ◀ There is one community hockey club based in Wyre. The club accommodates a total of 15 teams (two senior men's, four senior women's, one senior mixed, and eight junior teams).

## PART 8: ATHLETICS

### 8.1: Introduction

As a Governing Body, UK Athletics is responsible for developing and implementing the rules and regulations of athletics, including everything from anti-doping, health and safety, facilities and welfare, to training and education for coaches and officials as well as permitting and licensing.

Locally, the sport is governed through England Athletics, which is the development and membership body for athletics and running clubs in England.

### Consultation

One athletics club has been identified in Wyre; Garstang Running Club. In addition, Thornton-Cleveleys Running Club is based in neighbouring Blackpool although is located very close to the boundary with Wyre at Tee Time Golf Centre and therefore likely caters for Wyre residents.

### 8.2: Supply

No formal athletics tracks are identified in Wyre, with the closest facility located in Blackpool at Stanley Park Athletics Arena. Further to this, no fields for athletics are identified for the community use in Wyre.

### Future developments

England Athletics is currently exploring three alternative approaches in designing new athletics provision across the Country. Traditional 400m athletic tracks are becoming increasingly problematic to sustain and refurbish with any new facilities generally considered impractical due to cost and the amount of land required for such a development.

These three designs, outlined below, present alternative approaches to athletics provision as to offer more affordable and feasible means of creating athletics tracks. It should be noted England Athletics has developed each of these with the German manufacturer 'Polytan' which help design each type of facility.

#### *Compact track*

The first of the three alternative designs is a 'compact track' featuring a 60m sprint straight with an accompanying jump lane and shot put space. This provision is the smallest of the three and is installed at sites with limited available land.

# WYRE COUNCIL PLAYING PITCH AND OUTDOOR SPORT STUDY ASSESSMENT REPORT

---

## *Mini track*

A 'mini track' features a 140m four lane oval track with a six lane 60m sprint, as well as accompanying shot put and jumping provision. An advantage to a mini track design is it leaves a large space in the centre of the oval track to be used for either various field events such as long jump/ triple jump, or alternatively it can be used for other sports such as football pitches or an outdoor gym.

Mini track sites also feature a new design of shot put practice areas in which it flattens a natural slope and athletes throw into a hill allowing for the put to roll back to the participant thus reducing time spent retrieving the put after each throw.

## *Active track*

Finally, an 'active track' is a synthetic loop with no fixed shape or distance (similar to a formula one circuit), in which a track is drawn to fit its natural surroundings such as an existing park or school field. This is installed at sites where a 400m oval would not be feasible as it allows for adaptations to the shape in order to suit land in its current state.

## **8.3: Demand**

For the purposes of this study, athletics demand is considered to come in various forms, rather than just traditional track and field activity. As such, running clubs are also considered, as are organised running events and various running initiatives, some of which are governed by England Athletics. It is also acknowledged that recreational running forms a large part of demand, although this is difficult to measure.

### **Garstang Running Club**

The Club caters for road running and cross country running and hosts three club sessions a week on Monday mornings and on Tuesday and Thursday evenings. These sessions start from a range of venues in and around Garstang. It also organises three races a year across Wyre and runs a Couch to 5k programme.

### **Run Together<sup>46</sup>**

Run Together is an official England Athletics recreational running project which aims to get the whole nation running. Its aim is to provide fun, friendly, supportive and inclusive running opportunities for everyone, regardless of ability and availability. It believes that running is more fun and easier to become part of a lifestyle when shared with others. In Wyre, there are the following Run Together groups:

- ◀ Blackpool Freedom Runners (Saturdays 11:00) Applestore Car Park, PR3 1BA
- ◀ Blackpool Freedom Runners (Sundays 10:00) River Wyre Hotel, FY6 7JZ
- ◀ Blackpool Freedom Runners (Thursdays 18:00) Booths Car Park, Poulton, FY6 7DF

---

<sup>46</sup> [Link to Run Together](#)

# WYRE COUNCIL PLAYING PITCH AND OUTDOOR SPORT STUDY ASSESSMENT REPORT

---

◀ Blackpool Freedom Runners (Mondays 18:00) Miller & Carter, Poulton, FY6 8DF  
A key focus for England Athletics is increasing demand for participation in initiatives such as Run Together, meaning this could be targeted moving forward, especially given the number of other clubs that could be involved.

## Park Run

Park Run is a series of 5k runs held on Saturday mornings in areas of open space around the UK, with 1,063 events now operating across the Country. They are open to all, free, and are safe and easy to take part in. Runners must first register online in order to access a printed barcode which gives them access to all Park Run events.

Fleetwood Promenade is the only location where a Park Run takes place in Wyre as seen below.

*Table 8.1: Summary of Park Run in Wyre*

Location	Post code	Event	Number of events	Average attendance
Fleetwood Promenade	FY7 6HF	Park Run	146	90

## Couch to 5k

Couch to 5k is a national health initiative promoted by the National Health Service (NHS) to encourage absolute beginners get into running as part of establishing and maintaining an active and healthy lifestyle including regular exercise.

The plan consists of three runs per week and a day of rest in between, with a different schedule for each of the nine weeks to completion. It starts with a mix of running and walking, to gradually build up fitness and stamina, in order to create realistic expectations and a sense of achievability to encourage participants to stick with it. The end goal of the plan is for the participant to be able to run 5k.

Through the Couch to 5k plan the NHS particularly promotes the health benefits of running and regular exercise which underpin the initiative, such as improved heart and lung health, weight loss and possible increases in bone density which can help protect against bone diseases such as osteoporosis. This also includes mental benefits of running through goal setting and challenge setting, which can help boost confidence and self-belief. Furthermore, running regularly has been linked to combating depression.

It is believed that an increase in people running through the Couch to 5k plan may increase interest and possibly have a knock-on effect of leading to increased demand at running groups and clubs as people may wish to continue develop their running further.

## Latent/unmet demand

Unmet demand is existing demand at clubs which is not able to access sufficient provision. It is usually expressed, for example, where a team is already training but is

# WYRE COUNCIL PLAYING PITCH AND OUTDOOR SPORT STUDY ASSESSMENT REPORT

---

unable to access facilities or where a league or club operates a waiting list.

Consultation did not highlight any potential unmet demand.

Latent demand is demand that evidence suggests may be generated from the current population should they have access to more or better provision. There is currently no latent demand which was highlighted through consultation.

For non-pitch sports, Sport England's Segmentation Tool enables analysis of 'the percentage of adults that would like to participate in athletics but 'are not currently doing so'. The tool identifies significant latent demand amounting to 2,290 people in Wyre. This equates to just below 2% of the current population, which is slightly below the national average.

## Future demand

England Athletics believes that demand is likely to increase in the future, particularly for initiatives such as Park Run, although to what extent is difficult to quantify.

## 8.4: Supply and demand

It is considered that for an athletics track to be sustainable, a club membership of 200 is required. This is based on figures provided by, and consultation with, England Athletics. With no athletics track usage within Wyre and no stated aspiration for this, there is not deemed to be sufficient demand for a formal athletics track within Wyre.

## 8.5: Conclusion

Given there is not deemed to be enough demand in Wyre for a formal athletics track and on the basis that there is a track provided close to the boundary with Blackpool, alternative options will be explored further within the accompanying Strategy document.

As identified future demand for more informal running opportunities and initiatives is likely to continue to increase in Wyre and therefore, focus should be placed on retaining and increasing participation and growing the various initiatives that are in place such as RunTogether and Park Run.

### Athletics supply and demand summary

- ◀ **There is not deemed to be sufficient demand for a formal athletics track within Wyre, although the feasibility of providing an alternative facility such as a compact track, mini track or an active track should be explored.**
- ◀ Emphasis should also be placed on supporting the other activities taking place in Wyre, with a focus on retaining and increasing participation and growing the various initiatives that are in place such as RunTogether and Park Run.
- ◀ No formal athletics tracks are identified in Wyre, with the closest facility located in Blackpool at Stanley Park Athletics Arena.
- ◀ Garstang Running Club is the only club with a current focus on athletics activity in Wyre.
- ◀ Fleetwood Promenade is the only location where a Park Run takes place in Wyre.
- ◀ England Athletics believes that demand is likely to increase in the future, particularly for initiatives such as Park Run.
- ◀ Sport England's Segmentation Tool identifies significant latent demand amounting to 2,290 people.

# WYRE COUNCIL PLAYING PITCH AND OUTDOOR SPORT STUDY ASSESSMENT REPORT

---

## PART 9: TENNIS

### 9.1: Introduction

The Lawn Tennis Association (LTA) is the organisation responsible for the governance of tennis and administers the sport locally across Wyre. It has recently restructured its strategic approach to target several national focus areas, with a priority on developing the sport at park sites.

The LTA provides recommended and minimum dimensions per tennis court and depending on how many courts are provided. The recommended court size for one court is 36.57m x 18.29m and the minimum court size is 34.75m x 17.07m. More sizes can be found on the LTA website<sup>47</sup>

### Consultation

Six tennis clubs are identified in Wyre. Of these, all responded to consultation requests, resulting in a 100% response rate as shown below.

*Table 9.1: Summary of consultation*

Club	Response?
Garstang & District TC	Yes
Hambleton TC	Yes
Moorland LTC	Yes
St Chads LTC	Yes
St Michaels-on-Wyre LTC	Yes
Thornton LTC	Yes

### 9.2: Supply

There are 34 tennis courts identified in Wyre across 11 sites. Of these, 23 courts across eight sites are available for community use, with courts at Cardinal Allen Catholic High School, Garstang Community Academy and St Aidan's Church of England High School unavailable for community use.

The largest offering of tennis courts is identified in the Urban Peninsula Analysis Area, with this containing 20 courts and 17 that are available for community use. In contrast, the Rural Central Analysis Area offers just two tennis courts available for community use whilst the Rural Mosslands Analysis Area is without any provision.

---

<sup>47</sup><https://www.lta.org.uk/support-centre/venue-support/facilities-and-funding/facilities-support/what-are-the-lta-recommended-court-dimensions/>

## WYRE COUNCIL PLAYING PITCH AND OUTDOOR SPORT STUDY ASSESSMENT REPORT

---

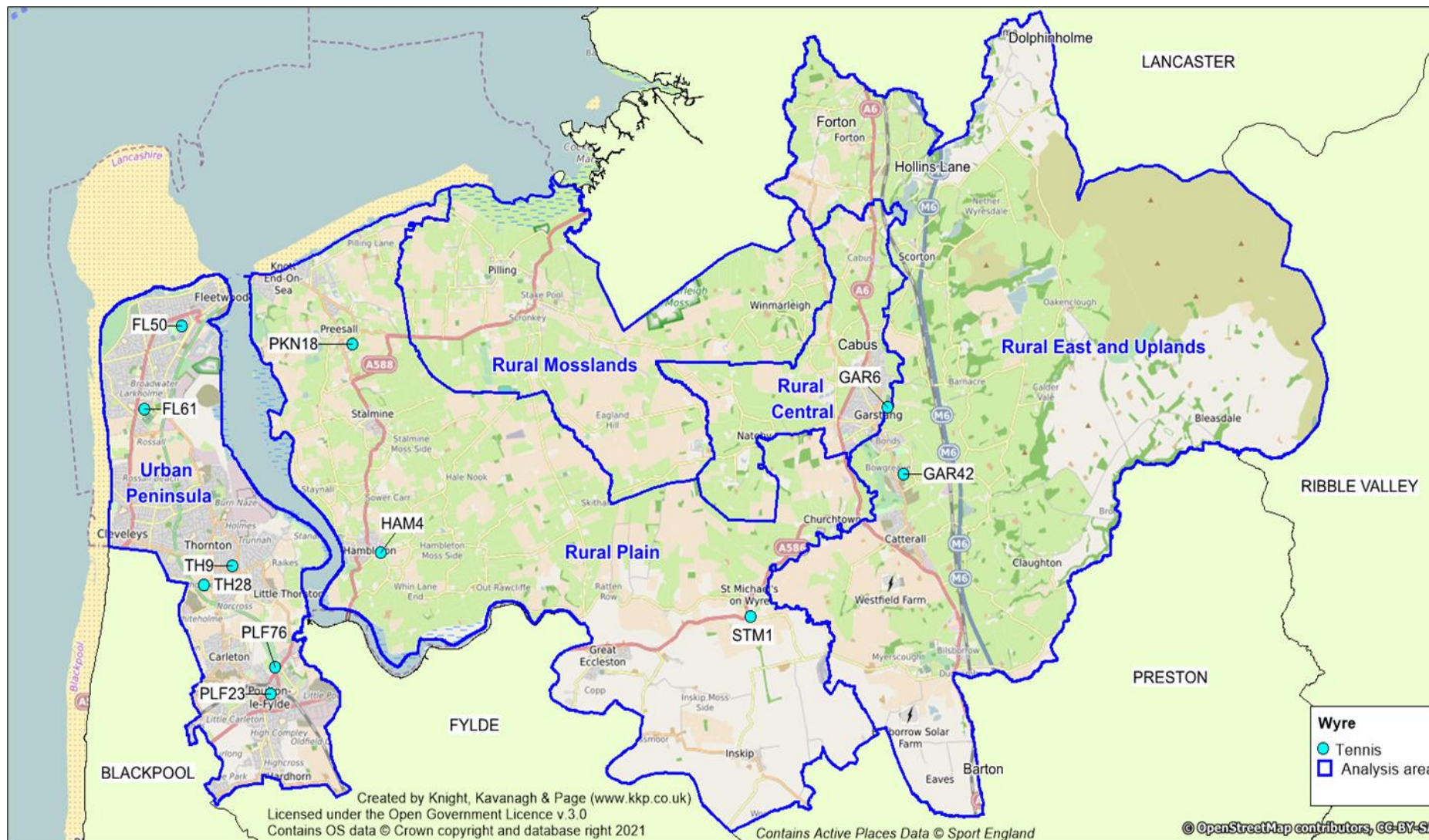
*Table 9.2: Summary of the number of courts by analysis area*

Analysis area	No. of courts available for community use	No. of courts unavailable for community use
Rural Central	2	-
Rural East and Uplands	-	4
Rural Mosslands	-	-
Rural Plain	4	4
Urban Peninsula	17	3
<b>Wyre</b>	<b>23</b>	<b>11</b>

Figure 9.1 shows the location of the courts servicing Wyre, regardless of community use. For a key to the map, see Table 9.3.

# WYRE COUNCIL PLAYING PITCH AND OUTDOOR SPORT STUDY ASSESSMENT REPORT

Figure 9.1: Location of tennis courts in Wyre





## WYRE COUNCIL PLAYING PITCH AND OUTDOOR SPORT STUDY ASSESSMENT REPORT

Table 9.3: Tennis courts in Wyre

Site ID	Site name	Postcode	Analysis area	Ownership	Community use?	No. of courts	Sports lighting?	Court type	Court quality
FL50	Fleetwood Memorial Park	FY7 7AE	Urban Peninsula	Council	Yes	2	No	Macadam	Standard
FL61	Cardinal Allen Catholic High School	FY7 8AY	Urban Peninsula	Education	No	3	No	Macadam	Poor
BOW06	Garstang Community Academy	PR3 1YE	Rural East and Uplands	Education	No	4	No	Macadam	Poor
GAR06	Garstang Football, Cricket & Tennis Clubs	PR3 1EB	Rural Central	Sports Club	Yes	2	Yes	Macadam	Good
HAM04	Hambleton Village Hall	FY6 9BZ	Rural Plain	Community	Yes	2	No	Macadam	Good
PRE03	St Aidan's Church of England High School	FY6 0NP	Rural Plain	Education	No	4	No	Macadam	Poor
PLF23	St Chad's Tennis Club	FY6 7BE	Urban Peninsula	Sports Club	Yes	2	No	Artificial	Good
PLF23	St Chad's Tennis Club	FY6 7BE	Urban Peninsula	Sports Club	Yes	1	No	Macadam	Standard
PLF76	Moorland Tennis Club	FY6 7HJ	Urban Peninsula	Sports Club	Yes	4	Yes	Artificial	Good
PLF76	Moorland Tennis Club	FY6 7HJ	Urban Peninsula	Sports Club	Yes	3	No	Macadam	Good
STM03	St Michael's-on-Wyre Tennis Club	PR3 0UA	Rural Plain	Sports Club	Yes	2	No	Macadam	Good
TH28	Hassra Sports Ground	FY5 5EE	Urban Peninsula	Community Organisation	Yes	3	Yes	Macadam	Good
TH09	Thornton Lawn Tennis Club	FY5 4DE	Urban Peninsula	Sports Club	Yes	2	No	Macadam	Good

# WYRE COUNCIL PLAYING PITCH AND OUTDOOR SPORT STUDY ASSESSMENT REPORT

## Management and security of tenure

The table below highlights the management of tennis courts within Wyre. Most are operated by sports clubs, closely followed by education sites, although Wyre council and community owners also manage tennis courts in Wyre.

All council courts are readily available and open for public access. The courts located on educational sites are currently unused by the public with no known community use agreements in place, leaving them currently unavailable for community use. The courts located at club sites are run and managed by the individual tennis club and are members only clubs, the courts are only accessible for players which pay a membership and join the club structure.

*Table 9.4: Number of tennis courts by management type*

Community use?	Education	Council	Community	Sports club
Available	-	2	5	12
Unavailable	11	-	-	-
<b>Total</b>	<b>11</b>	<b>2</b>	<b>5</b>	<b>12</b>

A total of 12 courts are managed by sports clubs, with these provided across Garstang Football, Cricket & Tennis Clubs, St Michael's-on-Wyre Tennis Club, Moorland Tennis Club, Thornton Lawn Tennis Club and St Chad's Tennis Club. Community courts are located at Hambleton Village Hall and Hassra Sports Ground whilst the only council courts are located at Fleetwood Memorial Park.

## Court type

Most outdoor tennis courts in Wyre have a macadam surface, with 28 being of this type and 17 of these being available for community use. The estimated lifespan of a macadam court is ten years, depending on levels of use and maintenance levels. To ensure courts can continue to be used beyond this time frame, it is recommended that a sinking fund is put into place for eventual refurbishment.

The remaining six courts have an artificial surface, with four of these provided at Moorland Tennis Club and St Chad's Tennis Club. The estimated lifespan of such provision is similar to that of a macadam surface, although it generally allows for greater levels of access, especially during inclement weather spells. Nevertheless, the cost of resurfacing the courts is usually more expensive and more regular maintenance is required. A

## Sports lighting

Courts with sports lighting enable use throughout the year and are identified by the LTA as being a key priority for growing participation nationally. The LTA reports that sports lights allow for a 35% increase in available court time on an annual basis.

In Wyre, nine of the tennis courts are serviced by sports lights, representing 26% of the provision. Of these, all nine are available for community use.

## WYRE COUNCIL PLAYING PITCH AND OUTDOOR SPORT STUDY ASSESSMENT REPORT

---

Without sports lighting, many of the providers state that making them available for lettings would not be financially viable as usage would be limited, although the LTA does offer solutions to help overcome this including initiatives such as Clubspark and Gate Access (detailed further on). In total, just over half (56%) of non-sports lit courts are accessible to the community compared to all of the sports lit courts.

Access to courts with sports lighting is considered particularly key for clubs as it allows for more usage of provision, which in turn can help accommodate more members. To that end, it must be noted that only Garstang & District and Moorland tennis clubs are serviced by sports lit provision.

### *LTA Quick Access Loan Scheme*

The LTA's facility loan scheme provides interest free loans from £25,000 up to £250,000. The funding stream will prioritise investment into low-cost indoor structures and sports lights to enable communities to grow participation by accessing all year-round facilities. The objectives of the fund are:

- ◀ To provide indoor or sports lit and year-round playing facilities to encourage community accessible play all year.
- ◀ To enhance facilities to create better playing environments to encourage play all year (link to 'what we will fund').
- ◀ To retain and increase the number of participants at the venue.
- ◀ To offer and increase both non-member pay and play usage and coaching opportunities.
- ◀ To grow the numbers of adults and juniors on the coaching programme.
- ◀ To provide online booking through ClubSpark with courts available through LTA Play.

### **Over marking**

Tennis courts, particularly within schools, are often over marked by netball, basketball and/or football courts. Courts which are over marked tend to receive higher levels of use which can be detrimental to quality over time, as well as creating capacity issues if there is community demand from more than one sport.

In Wyre, 11 courts are overmarked by netball provision, with all of these located at school sites where curriculum activity makes this necessary.

### **Quality**

The quality of tennis courts has been informed through non-technical site assessments and consultation with providers to assign each court a rating of good, standard or poor. Key aspects informing the findings include surface quality, grip underfoot, line marking quality, evenness and evidence of inappropriate use (e.g. vandalism and/or littering).

For the full assessment criteria, please refer to Appendix 2.

## WYRE COUNCIL PLAYING PITCH AND OUTDOOR SPORT STUDY ASSESSMENT REPORT

Of the courts in Wyre, 20 are assessed as good quality, three as standard quality and 11 as poor quality. All good and standard quality courts are available for community use whilst none of the poor quality courts are.

Table 9.5: Quality of tennis courts in Wyre

Community use?	No. of good courts	No. of standard courts	No. of poor courts
Available	20	3	-
Unavailable	-	-	11
<b>Total</b>	<b>20</b>	<b>3</b>	<b>11</b>

The courts assessed as poor quality are located at the following sites:

- ◀ Cardinal Allen Catholic High School
- ◀ St Aidan's Church of England High School
- ◀ Garstang Community Academy

Issues recorded at these sites during assessments include poor grip underfoot, the presence of moss, worn line markings and loose gravel, with maintenance also considered to be basic and infrequent at most of these sites. This leads to further deterioration in quality.

Garstang & District TC reports the court surface at Garstang Football, Cricket & Tennis Club becomes slippery in wet weather whilst St Michaels-on-Wyre LTC indicates court quality has declined at St Michael's-on-Wyre Tennis Club due to a lack of maintenance during the pandemic. Moorland LTC indicates it has issues with moss on the courts at Moorland Tennis Club.

Thornton TC has recently repaired, repainted and installed new netting and fencing on the courts at Thornton Lawn Tennis Club whilst the two artificial courts at St Chad's Tennis Club have recently been resurfaced. Hambleton TC indicates courts need repainting at Hambleton Village Hall for which it is currently fundraising for and which may result in an increase in membership cost.

The only open access courts in Wyre, located at Fleetwood Memorial Park, are assessed as standard quality. New nets have recently been provided on site and basic maintenance work is undertaken on a weekly basis. Improving such courts is currently a national priority for the LTA, with a focus on suitable sites that cater for high levels of recreational demand or that have the potential to do so. This is especially the case if the provision is serviced (or could be serviced) by changing facilities and sports lighting, whereby a sustainable tennis programme could be supported.

### *Renovation fund<sup>48</sup>*

The LTA has secured a £22 million investment fund to be put into public tennis courts across Britain, together with an £8.5 million investment from the LTA. This will see thousands of public park tennis courts that are in poor or unplayable condition improved for the benefit of the local communities.

<sup>48</sup> [Link to Renovation fund](#)

# WYRE COUNCIL PLAYING PITCH AND OUTDOOR SPORT STUDY ASSESSMENT REPORT

---

The LTA's ambition is to drive participation across park tennis sites, as well as ensuring the future sustainability of these facilities. As well as paying for the refurbishment of public park courts, the new investment will also pay for the implementation of sustainable operating models for the facilities, with specialist programmes and support to ensure courts are both affordable and utilised.

## **Ancillary provision**

All tennis clubs within Wyre report ancillary provision at their respective home sites to be of good or adequate quality, with no major issues raised.

However, Hambleton and St Michaels-on-Wyre tennis clubs indicate they are serviced by poor quality changing rooms whilst Garstang & District and Thornton tennis clubs only have access to poor quality car parking provision. St Michaels-on-Wyre TC believes it could attract more members with improved changing facilities.

For non-club courts, ancillary provision is generally considered to be problematic. Whilst most of the other sites do provide changing facilities and/or toilets, they are not specific for tennis and are generally too far away from the courts to be realistically used. Often, the facilities predominately service football/cricket pitch users and therefore are not readily available or suited to tennis court users. In some instances, quality is also poor.

Insight from the LTA indicates good quality ancillary facilities such as toilets, changing rooms and cafes encourage players to visit community available provision and stay for extended periods of time. Therefore, a potential way to increase usage of such provision would be to invest in suitable ancillary amenities, which can then also provide a source of income.

## **9.3: Demand**

It is reported that demand for tennis provision during and since the Covid-19 pandemic has increased substantially compared to prior levels when court restrictions have not been in place (potentially linked to tennis being one of the first sports to be allowed to resume). This should therefore be monitored moving forward to ensure that any growth can be accommodated for if the increases are sustained.

## **Competitive tennis**

A total of six tennis clubs are identified in Wyre that have a total of 574 members. As a breakdown, this equates to 337 senior and 237 junior members. Of these clubs, Moorland LTC is the largest with 120 members whilst Hambleton TC is the smallest with 61 members.

# WYRE COUNCIL PLAYING PITCH AND OUTDOOR SPORT STUDY ASSESSMENT REPORT

Table 9.6: Current tennis demand by club

Club name	No. of senior members	No. of junior members	Total members
Garstang & District TC	49	51	100
Hambleton TC	51	10	61
Moorland LTC	80	40	120
St Chads LTC	64	48	112
St Michaels-on-Wyre LTC	36	74	110
Thornton LTC	57	14	71

## Informal and parks tennis

No court providers report high levels of community access. Whilst this usage can be difficult to quantify, it is generally at its highest during summer months, especially following events such as Wimbledon where demand is likely to increase for recreational play and play. It is believed by many that a lack of demand is a direct result of quality issues and/or a lack of sports lighting, as well as other courts being available for cheaper.

### *ClubSpark – Improving the booking process*

ClubSpark is a flexible and simple venue management platform with multiple products and applications to help venues, local authorities and coaches manage their sport. ClubSpark is a tool that is offered for free as part of LTA venue registration and allows administrators to manage all functions at their venue(s), including:

- ◀ Managed website - create and manage a mobile friendly website tailored to LA/club requirements to promote events and activities.
- ◀ Managed coaching – set up coaching lessons and courses online.
- ◀ Membership management - improve membership engagement by making it easier for the venue and for members to pay, renew and keep in touch (includes online payments, direct debits and the monitoring of revenue streams; membership modules can also be used to take season ticket payments for venues operating a non-traditional annual facility fee).
- ◀ Organise payments - set the way payments are taken, whether it's immediate pay and play, or bookable as part of a membership package.
- ◀ Court bookings – reduced administration for managing bookings; give staff, coaches, members and the general public access to book and pay for courts, classes or other resources online.
- ◀ Scheduling - set unique booking and price rules to suit the venue and enable lights to switch on/off automatically when linked to the LTA Premium Gate Access system.
- ◀ Book and pay remotely - customers can make bookings and payments for a venue anytime, anywhere via the real-time booking app.
- ◀ Reporting - ClubSpark allows administrators to view reports highlighting income, court usage, revenue and number of members and season ticket holders; this allows for identification of trends and patterns and evidence to demonstrate participation levels and impact.

# WYRE COUNCIL PLAYING PITCH AND OUTDOOR SPORT STUDY ASSESSMENT REPORT

---

## *LTA PLAY*

LTA PLAY is an aggregator that collects all booking and coaching information via ClubSpark pages and displays it for participants in one easy to view page. It allows players to search for venues close to them and provides booking options, removing the barriers of not knowing where courts are or how to book.

LTA PLAY provides a helpful customer journey, with a personal profile to review and manage bookings, and helpful reminders. Courts can be set to book for free of charge or at a fee agreed by the provider.

## *Smart Access*

The LTA has developed two Smart Access gate access systems that work in association with ClubSpark to secure courts and to allow access to booked customers only. Members of the public can book a court online (making payment if required) and receive a four digit access code via email to enter using a courtside keypad. The gate access system then allows entry for the time booked if a correct code is entered.

There are two gate options available: SmartAccess Premium and SmartAccess Lite. The demands and needs of users plus the setup of the venue determines the most appropriate system for each site.

Nationally, the LTA report that in the last three years, sites with a gate access system installed have attracted 64,841 unique players, leading to 609,671 courts being booked. This has generated income of over £1 million.

## **Additional demand**

The LTA operates various tennis initiatives across the Country which results in some courts receiving additional demand. Furthermore, there are other formats away from traditional tennis that can result in increased usage. These are all detailed below.

## *Parks tennis*

Local Tennis Leagues are less formal in comparison to established club play, offering greater flexibility and an opportunity for all abilities to engage in competition at local venues. The leagues are run by the LTA and are available to all aged 18 years and above, with administration and support based online. Players are organised into mixed sex leagues of eight based on similar ability levels, with matches arranged between the two players at whatever time and court is agreed. The flexibility of play is conducive to the use of park sites which are typically more easily accessible.

In Wyre, no parks tennis leagues are currently in operation although a Fylde Coast Tennis League is said to be 'warming up' and will begin as soon as there is sufficient interest.

# WYRE COUNCIL PLAYING PITCH AND OUTDOOR SPORT STUDY ASSESSMENT REPORT

---



# WYRE COUNCIL PLAYING PITCH AND OUTDOOR SPORT STUDY ASSESSMENT REPORT

---

## *LTA Youth Programme*

The LTA coordinate courses for children aged 4 – 18, consisting of fun games and dynamic training. Specialist coaches make sure every child has the best start to their tennis journey in a safe and inclusive environment. Sessions cater to all abilities.

Youth stages:

- ◀ Blue Stage (Age 4-6)
- ◀ Red Stage (Age 6-8)
- ◀ Orange Stage (Age 8-9)
- ◀ Green Stage (Age 9-10)
- ◀ Yellow Stage (Age 10+)

Key points:

- ◀ There are assigned ages to each stage, but this only serves as a guide.
- ◀ Young people want to play in groups and with their friends, and so whatever stage they start at, all kids will see progression.
- ◀ In every LTA Youth stage, young people will be active, having fun and developing skills.

## *LTA Youth Start*

This is the fun starter course for children who have never played the sport before or may have played very little. Packed full of fun games and training drills, it also gives parents the chance to join in too. For £34.99, kids get six weeks coaching by an LTA Accredited coach, along with a free racket, pack of balls and personalised t-shirt so that they can continue playing.

In Wyre, LTA Youth Start sessions are currently operated by Cartmell Tennis Coaching at Hassra Sports Ground, Hambleton Village Hall, St Michael's Tennis Club and Garstang Football, Cricket & Tennis Club.

## *Tennis for Free*

Tennis for Free is a community sports charity that works in partnership with the LTA. The charity delivers free, fully inclusive weekly coaching sessions for all ages and abilities in local communities across the UK, especially those in low-income areas.

Tennis for Free offers a package for local authorities and court operators that includes financial support for local LTA Accredited coaches to deliver the sessions, tennis equipment for attendees and coaches and promotional support. Sessions are typically delivered across three courts, although the charity have recently launched 'Tennis for Free Lite', available to clubs that wish to open their doors to non-members.

Through its offer, Tennis for Free aims to:

- ◀ Reinvigorate under-used public facilities.
- ◀ Make tennis a sport for all.
- ◀ Make tennis more financially accessible in the UK.
- ◀ Improve the physical and mental wellbeing of local communities through tennis.

## WYRE COUNCIL PLAYING PITCH AND OUTDOOR SPORT STUDY ASSESSMENT REPORT

---

No Tennis for Free sessions currently operate in or around Wyre.

### *LTA Big Tennis Weekend*

The LTA Big Tennis Weekend is an LTA initiative which all registered venues can access. Clubs and venues have the ability to sign up to host open days, which are free of charge, and create a relaxed and welcoming environment for those new to tennis to participate. This in turn can potentially lead to the clubs attracting new members.

The LTA hosts three dedicated weekends a year (in May, July and September) that are the UK's biggest public tennis events. Furthermore, venues are able to run additional events outside these dates and will benefit from their events being promoted on the national LTA campaign website. All clubs running an open day are asked to promote a follow-on offer to all attendees, such as a reduced rate introductory membership or a number of free coaching sessions, to encourage people to continue playing after the event.

No sites in Wyre currently host or are scheduled to host a Big Tennis Weekend.

### *Padel*

One of the LTAs key strategies is to find new ways to grow participation and padel is an innovative format of tennis that is fun, flexible, easy to play and extremely sociable. Padel is played mainly in a doubles format on an enclosed court about a third of the size of a tennis court and can be played in groups of mixed ages and abilities, as it is not power dominant. The rules are broadly the same as tennis, although you serve under-arm and the walls are used as part of the game with the ball allowed to bounce off them.

One of the fastest growing sports across Europe, it has also been integrated into the LTA and is now recognised as a format of tennis. This has provided a platform to facilitate the growth of the sport, with tennis venues throughout Great Britain exploring the potential opportunities it can bring to a facility.

There are currently no padel tennis courts in Wyre; however, given its increasing popularity, demand for provision is likely to exist or may in the future.

### **Latent/unmet demand**

Unmet demand is existing demand at clubs which is not able to access sufficient supply of courts for match play or training. It is usually expressed, for example, where a team is already training but is unable to access a match court or where a league or club operates a waiting list. Consultation did not highlight any potential unmet demand.

Latent demand is demand that evidence suggests may be generated from the current population should they have access to more or better provision. There is currently no latent demand which was highlighted through consultation.

## WYRE COUNCIL PLAYING PITCH AND OUTDOOR SPORT STUDY ASSESSMENT REPORT

Latent demand for tennis nationally is reported to be high by the LTA, which has an insight tool that suggests that 18% of the five million players that pick up a racket each year would play more often if key barriers such as poor promotion of opportunities to get on court, unclear booking journeys (especially those that are 'offline') and low quality facilities were addressed.

Furthermore, the LTA conducted some research to understand how the public feels about tennis and the main barriers to accessing the sport. The research was split into club, community and education sectors, the headline findings of which are below:

- ◀ Around five million people play once per year with the majority of this in parks.
- ◀ 46% of tennis played by those 14 years is on park courts.
- ◀ 80% of those that do not play tennis but would like to see parks as their first option.
- ◀ Barriers preventing use of courts located in parks include the quality of the courts, ease of booking and the number of courts available to play.
- ◀ Demand for tennis amongst those who stopped playing in the last five years is from 14 upwards.
- ◀ Although there is demand for tennis amongst working class individuals, the highest latent demand is from upper middle, middle and lower middle classes.

Further research carried out by the LTA suggests that many more people would play tennis if they knew where courts were located, particularly local authority courts. Its assertion is that better promotion would increase demand.

In addition, Sport England's Segmentation Tool enables analysis of the percentage of adults that would like to participate in tennis but that 'are not currently doing so'. The tool identifies latent demand of 2,024 people within Wyre. This equates to approximately 1.8% of the Borough's population which is equal to the national average.

### Future demand

All six clubs within Wyre have plans to grow membership, equating to a total of 250 additional members. As a breakdown, this equates to 119 senior and 131 junior members. Garstang & District TC plans to add the most members with 70 whilst St Michaels-on-Wyre LTC plans to add the least with 14 members.

*Table 9.7: Future tennis demand by club*

Club name	No. of senior members	No. of junior members	Total members
Garstang & District TC	20	50	<b>70</b>
Hambleton TC	10	10	<b>20</b>
Moorland LTC	10	30	<b>40</b>
St Chads LTC	25	25	<b>50</b>
St Michaels-on-Wyre LTC	14	-	<b>14</b>
Thornton LTC	40	16	<b>56</b>

## **WYRE COUNCIL PLAYING PITCH AND OUTDOOR SPORT STUDY ASSESSMENT REPORT**

---

Away from club-based demand, it is considered that all remaining future demand will be picked up via the latent/unmet demand noted above and attracted to non-club and particularly local authority courts.

## WYRE COUNCIL PLAYING PITCH AND OUTDOOR SPORT STUDY ASSESSMENT REPORT

### 9.4: Supply and demand analysis

For club-based tennis, the LTA suggests that a non-sports lit court can accommodate a maximum of 40 members, whereas court with sports lighting can accommodate 60 members. Using this, the table below identifies the capacity balance at all sites currently used by clubs, taking into account current demand.

Table 9.8: Capacity analysis (club courts)

Site ID	Site	Analysis area	Club users	No. of courts	No. of courts with sports lighting	Current demand (members)	Capacity (members)	Current capacity balance	Future demand	Future capacity balance
GAR06	Garstang Football, Cricket & Tennis Clubs	Rural Central	Garstang & District TC	2	Yes	100	120	20	70	50
STM03	St Michael's-on-Wyre Tennis Club	Rural Plain	St Michaels-on-Wyre LTC	2	No	110	80	30	14	44
HAM04	Hambleton Village Hall	Rural Plain	Hambleton TC	2	No	61	120	59	20	39
PLF76	Moorland Tennis Club	Urban Peninsula	Moorland LTC	4	Yes No	120	360	240	40	200
TH09	Thornton Lawn Tennis Club	Urban Peninsula	Thornton LTC	2	No	71	80	9	56	47
PLF23	St Chad's Tennis Club	Urban Peninsula	St Chads LTC	3	No	112	120	8	50	42

As shown, in the table above, current supply is broadly sufficient to meet club-based demand although St Michaels-on-Wyre LTC is currently operating above the recommended capacity at St Michael's-on-Wyre Tennis Club.

However, after considering club future demand aspirations, only Moorland LTC and Hambleton TC will be operating below their home venue's recommended capacity. All other clubs will exceed recommended capacity levels at their respective home venues.

Away from clubs, as no courts are identified as having any capacity issues, it could be suggested that supply is sufficient to meet demand. However, in reality, this is unlikely to be case given the amount of unmet and latent demand that is evidenced both nationally and in Wyre. Precedence should therefore be placed on improving the supply in ways that can attract and better accommodate more users, with particular focus on publicly available sites that accommodate or can accommodate multiple courts and adequate ancillary facilities.

# WYRE COUNCIL PLAYING PITCH AND OUTDOOR SPORT STUDY ASSESSMENT REPORT

---

## 9.5: Conclusion

In conclusion, current Borough-wide capacity is sufficient to meet club-based demand although St Michaels-on-Wyre LTC is currently operating above the recommended capacity at St Michael's-on-Wyre Tennis Club. However, after considering club future demand aspirations, only Moorland LTC and Hambleton TC will be operating below its home venue's recommended capacity.

All tennis clubs are serviced by good quality courts whilst all education managed courts are in poor condition. Just 26% of tennis provision in Wyre is sports lit, with only Garstang & District and Moorland tennis clubs are serviced by sports lit provision.

All tennis clubs within Wyre report ancillary provision at their respective home sites to be of good or adequate quality although Hambleton and St Michaels-on-Wyre tennis clubs indicate they are serviced by poor quality changing rooms.

### **Tennis supply and demand summary**

- ◀ **Current supply is broadly sufficient to meet club-based demand although St Michaels-on-Wyre LTC is currently operating above the recommended capacity at St Michael's Tennis Club.**
- ◀ **After considering club future demand aspirations, Moorland LTC and Hambleton TC will be operating below its home venue's recommended capacity.**
- ◀ **Away from clubs, although no courts are identified as having any capacity issues, precedence should be placed on improving the supply in ways that can meet unmet and latent demand identified.**

### **Tennis supply summary**

- ◀ There are 34 tennis courts identified in Wyre across 11 sites. Of these, 23 courts across eight sites are available for community use.
- ◀ The majority are operated by sports clubs, although education, commercial and private owners also manage tennis courts in Wyre.
- ◀ Most courts have a macadam surface, with 28 being of this type compared to the remaining six having an artificial surface.
- ◀ In Wyre, nine of the tennis courts are serviced by sports lights, representing 26% of the provision. Only Garstang & District and Moorland tennis clubs are serviced by floodlit provision.
- ◀ Of the courts, 20 are assessed as good quality, three as standard quality and 11 as poor quality.
- ◀ All tennis clubs within Wyre report ancillary provision at their respective home sites to be of good or adequate quality, with no major issues raised.

### **Tennis demand summary**

- ◀ A total of six tennis clubs are identified in Wyre that have a total of 574 members. Moorland LTC is the largest with 120 members whilst Hambleton TC is the smallest with 61 members.
- ◀ No court providers report high levels of community access, including the various education providers.
- ◀ A number of LTA Youth Red sessions are operated by Cartmell Tennis Coaching across Wyre.

# WYRE COUNCIL PLAYING PITCH AND OUTDOOR SPORT STUDY ASSESSMENT REPORT

## PART 10: BOWLS

### 10.1: Introduction

Outdoor bowls in Wyre is played on crown greens, with a typical season running in the Summer from May until September. The British Crown Green Bowling Association (BCGBA) is the NGB with overall responsibility for ensuring effective governance of the sport. More locally the sport is run and administered by County Bowling associations and Wyre clubs generally affiliate to the Lancashire County Crown Green Bowling Association (LCGBA).

Flat green bowls is another version of bowls played in England, governed separately by Bowls England. However, this format of the sport is played predominately in the South of England.

### Consultation

There are 33 bowling clubs playing in Wyre. Through online survey and telephone consultation, a total club response rate of 39% (13 of 34 clubs) was achieved. Those that responded can be seen below. Multiple attempts have been made to contact and gain responses from the unresponsive clubs with support of the council.

*Table 10.1: Summary of consultation*

Club name	Response?
Ashdell BC	No
Belmont BC	No
Carleton BC	Yes
Cleveleys WMC BC	No
Cockerham BC	No
Crown Hotel BC	No
Emmanuel Church BC	No
Fleetwood BC	No
Fleetwood Cricket and Sports BC	Yes
Forton BC	No
Gardeners Arms (Thornton) BC	Yes
Garstang Subscription BC	No
Goose Green BC	No
Great Eccleston BC	Yes
Guys Thatched Hamlet BC	Yes
Hambleton BC	Yes
Highbury Sports & Social BC	No
Inskip Subscription BC	No
Jubilee Gardens BC	Yes
Knott End WMC BC	Yes
Marine Gardens BC	No
Nateby BC	No
Norcross BC	Yes
Out Rawcliffe BC	No
Park Club BC	Yes

## WYRE COUNCIL PLAYING PITCH AND OUTDOOR SPORT STUDY ASSESSMENT REPORT

Club name	Response?
Pilling Reading Room BC	No
Poulton Municipal BC	No
Preesall BC	Yes
Roebuck BC	No
Scorton Subscription BC	No
St Michaels on Wyre BC	No
Stalmine BC	Yes
Thornton NPL BC	Yes

### 10.2: Supply

There are 34 bowling greens in Wyre located across 31 sites, of which, three sites are accommodating more than one green. All greens are available for community use.

*Table 10.2: Summary of community available greens by analysis area*

Analysis area	No. of greens
Rural Central	3
Rural East and Uplands	5
Rural Mosslands	1
Rural Plain	8
Urban Peninsula	17
<b>Total</b>	<b>34</b>

As seen in the table the Urban Peninsula Analysis Area has the most greens with 17 (52%), this is followed by the Rural Plain Analysis Area with eight (24%). The least amount of provision is in the Rural Mosslands Analysis Area with one (3%) green.

### Disused provision

A further seven greens across five sites are identified as being disused, located at North Drive Bowling Green (ID: CLE07), Marine Hall x2 (ID: FL68), Golden Ball Hotel (ID: PIL06), Carr Lane Bowls Club (ID: STA09) and Patten Arms Bowls Club (ID: RMS10). The North Drive Bowling Green and the Marine Hall greens are located in the Urban Peninsula Analysis Area, with the Carr Lane Bowls Club green located in the Rural Plain Analysis Area, the final two are located in the Rural Mosslands Analysis Area. All disused greens are overgrown and are therefore unable to currently be used for bowls. The green at Patten Arms Bowls Club has been converted into a beer garden by the landlord.

### Ownership/management

As seen in the table below most bowling greens are owned and managed by the Local Authority, Private ownerships or the respective sports club.



## WYRE COUNCIL PLAYING PITCH AND OUTDOOR SPORT STUDY ASSESSMENT REPORT

Table 10.3: Breakdown of bowling greens in Wyre

Site ID	Site name	Postcode	Analysis area	User(s)	No. of greens	Management
BIL07	Roebuck Bowls Club	PR3 0RE	Rural East and Uplands	Roebuck BC	1	Private
BIL08	Guy's Thatched Hamlet	PR3 0RS	Rural East and Uplands	Guys Thatched Hamlet BC	1	Private
CLE29	Jubilee Gardens Bowling Green	FY5 1DW	Urban Peninsula	Jubilee Gardens BC	1	Sports club
CLE34	Cleveleys Working Mens Club Bowling	FY5 1BN	Urban Peninsula	Cleveleys WMC BC	1	Sports club
CLE06	Cleveleys Park Bowling Club	FY5 2BL	Urban Peninsula	Park Club BC	1	Sports club
FL36	Marine Gardens Bowling Green	FY7 6HF	Urban Peninsula	Marine Gardens BC	1	Council
FL41	Fleetwood Bowling Club	FY7 6BP	Urban Peninsula	Fleetwood BC	2	Sports club
FL44	The Strawberry Gardens Bowling Green	FY7 6TF	Urban Peninsula	-	1	Private
FL50	Fleetwood Memorial Park	FY7 7AE	Urban Peninsula	Highbury Sports & Social BC	2	Council
FL06	Fleetwood Cricket Club	FY7 8AS	Urban Peninsula	Fleetwood Cricket and Sports BC	1	Sports club
FOR06	Forton Bowling Green	PR3 0AS	Rural East and Uplands	Forton BC	1	Sports club
GAR04	Crown Hotel Bowls Club	PR3 1EA	Rural East and Uplands	Crown Hotel BC	1	Private
RCL02	Nateby Bowling Club	PR3 0LU	Rural Central	Nateby BC	1	Sports club
GAR08	Garstang Subscription Bowls Club	PR3 5DZ	Rural Central	Garstang Subscription BC	1	Sports club
GRE01	Hall Lane Bowling Green, Great Eccleston	PR3 0XN	Rural Plain	Great Eccleston BC	1	Sports club
RP06	Out Rawcliffe Bowls Club	PR3 6TB	Rural Plain	Out Rawcliffe BC	1	Sports club
HAM04	Hambleton Village Hall	FY6 9BY	Rural Plain	Hambleton BC	1	Sports club
INS01	Inskip Bowling Club	PR4 0TS	Rural Plain	Inskip Subscription BC	1	Sports club
PIL05	Pilling Reading Room Bowling Club	PR3 6HA	Rural Mosslands	Pilling Reading Room BC	1	Sports club
KNP12	Preesall Bowling Club	FY6 0NW	Rural Plain	Preesall BC	1	Sports club
RP13	Goose Green Bowls Club	FY6 0HL	Rural Central	Goose Green BC	1	Sports club

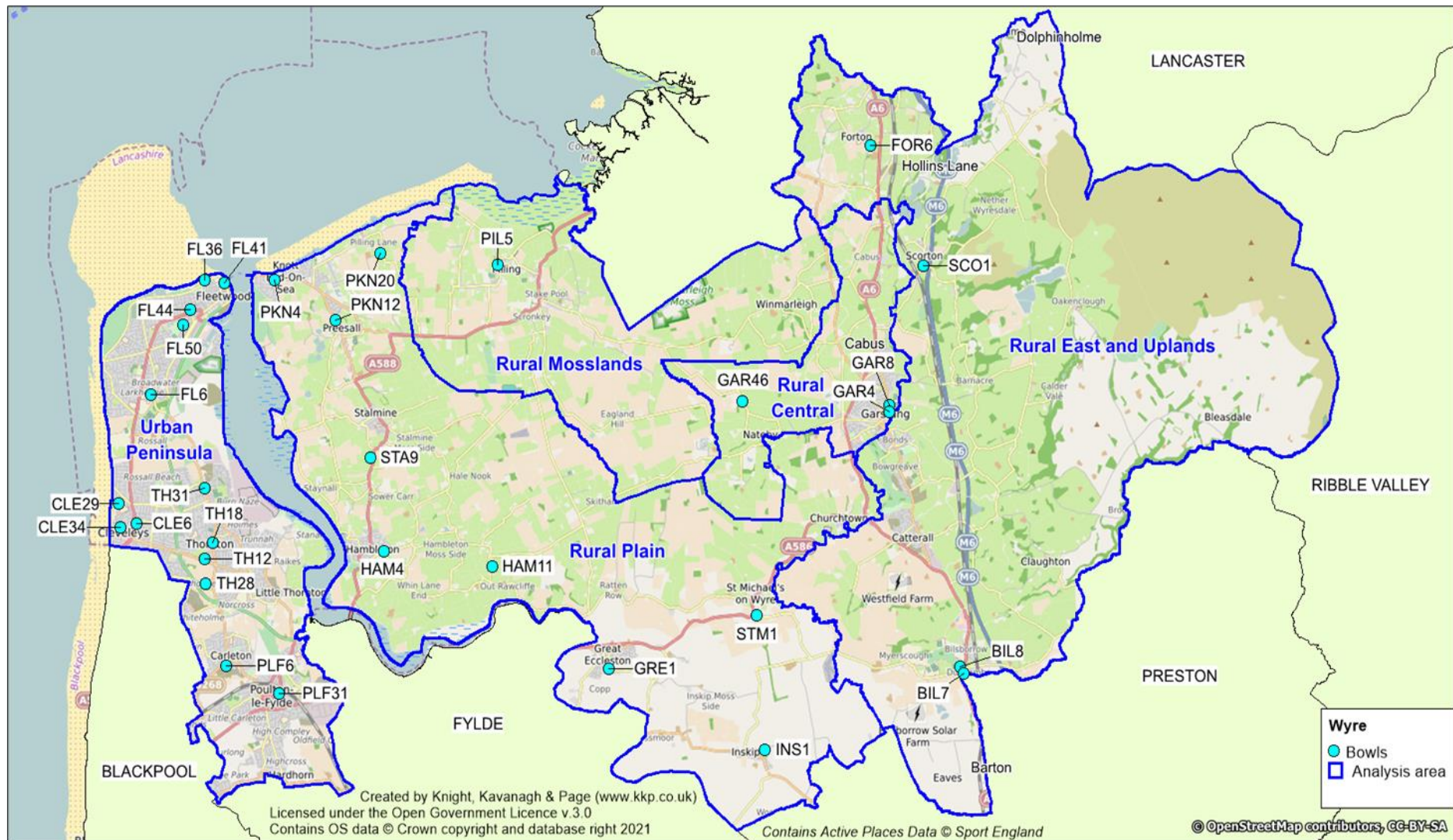
## WYRE COUNCIL PLAYING PITCH AND OUTDOOR SPORT STUDY ASSESSMENT REPORT

Site ID	Site name	Postcode	Analysis area	User(s)	No. of greens	Management
KNP04	Knott End Bowling Club	FY6 0BP	Rural Plain	Knott End WMC BC	1	Sports club
PLF31	Memorial Park Jean Stansfield Bowling Green	FY6 7BE	Urban Peninsula	Poulton Municipal BC	1	Council
PLF06	Carleton Bowling Club	FY6 7NE	Urban Peninsula	Carleton BC	1	Sports club
SCO01	Scorton Bowling Club	PR3 1BL	Rural East and Uplands	Scorton Subscription BC	1	Sports club
STA04	Bowling Green, Hall Gate Lane	FY6 0LA	Rural Plain	Stalmine BC	1	Sports club
STM01	Hall Lane, St Michael's	PR3 0UA	Rural Plain	St Michaels on Wyre BC	1	Sports club
TH12	Ashdell Bowling Club	FY5 5FH	Urban Peninsula	Ashdell BC	2	Sports club
TH18	Gardners Arms Bowling Green	FY5 4BL	Urban Peninsula	Gardeners Arms (Thornton) BC	1	Private
TH28	Hassra Sports Ground	FY5 5EE	Urban Peninsula	Norcross BC	1	Sports club
TH31	Thornton NPL Bowling Club	FY5 4LD	Urban Peninsula	Thornton NPL BC	1	Sports club

Figure 10.1 below highlights the location of all outdoor bowling greens in Wyre. For a key to the map, see Table 10.3.

# WYRE COUNCIL PLAYING PITCH AND OUTDOOR SPORT STUDY ASSESSMENT REPORT

Figure 10.1: Location of bowling greens in Wyre



# WYRE COUNCIL PLAYING PITCH AND OUTDOOR SPORT STUDY ASSESSMENT REPORT

## Quality

Following a non-technical assessment of greens in Wyre and cross referencing the findings against club consultation, most greens (30 or 88%) are rated as good quality, with three greens (9%) rated as standard quality and one green (3%) at Gardeners Arms Bowling Green rated as poor quality.

The percentage parameters used for the non-technical assessments were as follows: Good (>80%), Standard (50-70%), Poor (<70%) and include, but are not limited to, the examination of; evenness of playing surface, condition of ditches/boarding, quality of surrounding hard areas, disability access, evidence of litter/leaf fall/fouling/inappropriate use and quality of ancillary provision (clubhouse/pavilion/car parking / floodlights/fencing).

Table 10.4: Summary of bowling green quality

Site ID	Site name	Postcode	No. of greens	Quality of green
BIL07	Roebuck Bowls Club	PR3 0RE	1	Good
BIL08	Guy's Thatched Hamlet Bowling Green	PR3 0RS	1	Good
CLE29	Jubilee Gardens Bowling Green	FY5 1DW	1	Good
CLE34	Cleveleys Working Mens Club Bowling	FY5 1BN	1	Good
CLE06	Cleveleys Park Bowling Club	FY5 2BL	1	Standard
FL36	Marine Gardens Bowling Green	FY7 6HF	1	Good
FL41	Fleetwood Bowling Club	FY7 6BP	2	Good
FL44	The Strawberry Gardens Bowling Green	FY7 6TF	1	Good
FL50	Fleetwood Memorial Park	FY7 7AE	2	Good
FL06	Fleetwood Cricket Club	FY7 8AS	1	Good
FOR06	Forton Bowling Green	PR3 0AS	1	Good
GAR04	Crown Hotel Bowls Club	PR3 1EA	1	Good
RCL02	Nateby Bowling Club	PR3 0LU	1	Good
GAR08	Garstang Subscription Bowls Club	PR3 5DZ	1	Good
GRE01	Hall Lane Bowling Green, Great Eccleston	PR3 0XN	1	Standard
RP06	Out Rawcliffe Bowls Club	PR3 6TB	1	Good
HAM04	Hambleton Village Hall	FY6 9BY	1	Good
INS01	Inskip Bowling Club	PR4 0TS	1	Good
PIL05	Pilling Reading Room Bowling Club	PR3 6HA	1	Good
KNP12	Preesall Bowling Club	FY6 0NW	1	Good
RP13	Goose Green Bowls Club	FY6 0HL	1	Good
KNP04	Knott End Bowling Club	FY6 0BP	1	Good
PLF31	Memorial Park Jean Stansfield Bowling Green	FY6 7BE	1	Good
PLF06	Carleton Bowling Club	FY6 7NE	1	Good
SCO01	Scorton Bowling Club	PR3 1BL	1	Good
STA04	Bowling Green, Hall Gate Lane	FY6 0LA	1	Good
STM01	Hall Lane, St Michael's	PR3 0UA	1	Good
TH12	Ashdell Bowling Club	FY5 5FH	2	Good
TH18	Gardners Arms Bowling Green	FY5 4BL	1	Poor
TH28	Hassra Sports Ground	FY5 5EE	1	Good
TH31	Thornton NPL Bowling Club	FY5 4LD	1	Standard

## WYRE COUNCIL PLAYING PITCH AND OUTDOOR SPORT STUDY ASSESSMENT REPORT

---

Even though most greens across Borough are good quality, they still require substantial levels of dedicated maintenance to sustain this standard.

A green is considered good quality if it has a high percentage of grass coverage, an even playing surface and limited signs of wear and tear on surrounding ditches/boarding and hard standing areas. In addition, there must be little to no evidence of litter, dog fouling, leaves and inappropriate usage of the green.

The poor quality green at Gardeners Arms Bowling Green, is assessed as poor quality due to lots of signs of wear and tear. Gardeners Arms BC suggests that due to the club's diminishing membership it has been unable to afford a suitable maintenance regime which has seen the green significantly reduce in quality.

The greens at Cleveleys Park Bowling Club, Thornton NPL Bowling Club and Hall Lane Bowling Green, Great Eccleston are all standard quality. These greens all have issues with the evenness of the green and length of grass, with certain areas of wear and tear. These greens require a more rigorous maintenance regime to improve the quality.

### **Ancillary facilities**

All clubs which responded to consultation have access to some form of clubhouse/pavilion on site or through an adjoining public house. The quality of these range from purpose built brick pavilions to basic wooden huts and shelters. Three sites are accompanied by good quality facilities whereas two sites have standard quality ancillary provision.

Gardeners Arms (Thornton) BC states that the clubhouse/hut flooring is rotting at the Gardeners Arms Bowling Green. The Club suggests that the flooring needs replacing in the next few years, however, it is currently struggling to gain funds to undertake this.

The pavilion at Jubilee Gardens Bowling Green is of poor quality. Jubilee Gardens BC states that after a council surveyor visited the building, it was suggested that a portacabin pavilion replace the current building. This is yet to happen, but the Club is keen to pursue this if a kitchen, toilets and storage for its green keeper can be provided within it.

Knott End WMC BC has two projects it is looking to secure funding for. The Club is looking at a new shelter and new toilets around the green at Knott End Bowling Club. Similarly, Stalmine BC is looking to secure funding to complete its perimeter fencing at Bowling Green, Hall Gate Lane.

No other issues or future plans for ancillary provision were highlighted through consultation with clubs.

# WYRE COUNCIL PLAYING PITCH AND OUTDOOR SPORT STUDY ASSESSMENT REPORT

## Sports lighting

In Wyre, 12 greens are serviced by sports lighting at the following sites (only one green at Fleetwood Bowling Club has sports lighting):

- ◀ Bowling Green, Hall Gate Lane
- ◀ Fleetwood Bowling Club
- ◀ Gardners Arms Bowling Green
- ◀ Hambleton Village Hall Bowling Green
- ◀ High Street, Garstang Bowling Green
- ◀ Preesall Bowling Club
- ◀ Carleton Bowling Club
- ◀ Cleveleys Working Mens Club Bowling
- ◀ Guy's Thatched Hamlet Bowling Green
- ◀ Pilling Reading Room Bowling Club
- ◀ Scorton Bowling Club
- ◀ Thornton NPL Bowling Club

Additionally, Great Eccleston BC also aspires to install sports lights to service the green at Hall Lane Bowling Green, Great Eccleston. Hambleton BC aspires to update its sports lighting at Hambleton Village Hall Bowling Green.

Greens with sports lighting offer opportunities to access provision for training and matches during evenings outside of the summer months. However, they are relatively rare across the Country, with the level of sports lighting supply in Wyre therefore considered to be comparatively high.

## 10.3: Demand

### Current demand

There are 33 bowling clubs identified as playing in Wyre although only 13 have responded to consultation requests to date. Membership of the responsive clubs where known totals 876, broken down by club in the table below.

*Table 10.5: Membership for bowls clubs across Wyre*

Club name	Senior males	Senior females	Juniors (U18)	Total
Carleton BC	40	35	-	<b>75</b>
Fleetwood Cricket and Sports BC	42	-	-	<b>42</b>
Gardeners Arms (Thornton) BC	32	6	10	<b>48</b>
Great Eccleston BC	26	32	-	<b>58</b>
Guys Thatched Hamlet BC	100	40	-	<b>140</b>
Hambleton BC	45	15	4	<b>64</b>
Jubilee Gardens BC	57	40	1	<b>98</b>
Knott End WMC BC	30	33	-	<b>63</b>
Park Club BC	55	25	-	<b>80</b>
Preesall BC	37	35	-	<b>72</b>

## WYRE COUNCIL PLAYING PITCH AND OUTDOOR SPORT STUDY ASSESSMENT REPORT

Club name	Senior males	Senior females	Juniors (U18)	Total
Stalmine BC	41	33	-	74
Thornton NPL BC	41	21	-	62
<b>Total</b>	<b>546</b>	<b>315</b>	<b>15</b>	<b>876</b>

The largest club according to known membership is currently Guys Thatched Hamlet BC, with 140 members, followed by Jubilee Gardens BC with 98 members. The smallest club is Fleetwood Cricket and Sports BC with only 42 members. Average bowls club membership in Wyre, where known, is 73 members.

### Future demand

The BCGBA is actively working to negate the stereotype that bowls is a sport is for the older generation. As such, it is taking active steps at a county and national level to encourage younger players.

Of responding clubs, five clubs highlight plans to increase membership. These aspirations total 97 additional members. Linked to the above, most clubs that have plans to increase membership aspire to add junior members, equating to a total of 47 junior members.

*Table 10.6: Future demand aspirations*

Club name	No. of senior members	No. of junior (U18) members	Total members
Gardeners Arms (Thornton) BC	-	20	20
Hambleton BC	10	5	15
Jubilee Gardens BC	20	12	32
Preesall BC	10	10	20
Stalmine BC	10	-	10

### Latent and Unmet demand

Unmet demand is existing demand at clubs which is not able to access sufficient supply of greens for match play or training. It is usually expressed, for example where a club operates a waiting list. Consultation did not highlight any potential unmet demand.

Latent demand is demand that evidence suggests may be generated from the current population should they have access to more or better provision. There is currently no latent demand which is highlighted through consultation.

Sport England's Market Segmentation Tool<sup>49</sup> enables analysis of 'the percentage of adults that would like to participate in bowls but are not currently doing so'. The tool identifies latent demand of 251 people who would like to participate in the sport within Wyre. This represents approximately 0.22% of the Borough's population compared to a national average of 0.16%.

<sup>49</sup> See Appendix 2

# WYRE COUNCIL PLAYING PITCH AND OUTDOOR SPORT STUDY ASSESSMENT REPORT

---

Notwithstanding the above, none of the bowling clubs in Wyre are reported as operating at capacity, with all clubs willing to accept new members. As such, it is considered that anyone within Wyre who would like to start participating, could do so at the clubs and greens already in existence.

## 10.4: Supply and demand analysis

The capacity of a bowling green is very much dependent on the leagues and the day that they operate. A green may have no spare capacity on an afternoon or evening when a popular league operates but may be unused for the rest of the week. However, in many cases, greens are used during the afternoons by club members who bowl socially, with access a potential issue during peak times if membership is particularly high.

The BCGBA does not have any specific guidance on bowling green capacity, stating that it can vary from site-to-site and from club-to-club.

However, as a guide, it states that any green used by at least 20 members is generally considered to be sustainable, whilst any green operating with a membership of over 60 may need additional resource to ensure that it is meeting its required level of demand. Therefore, capacity ratings for bowling greens in Wyre are classified as follows:

<b>Within capacity range</b>	Membership ensures green is sustainable without capacity issues
<b>Outside capacity range</b>	Membership is below or above the recommended capacity range

Following this, the table below highlights the level of usage each green in Wyre receives, where the information is known. Where no membership information is known, further communication is required with clubs to fully understand their needs and any potential capacity or sustainability issues.



## WYRE COUNCIL PLAYING PITCH AND OUTDOOR SPORT STUDY ASSESSMENT REPORT

Table 10.7: Bowling green supply vs demand analysis

Site ID	Site name	Club name	Settlement Area	No. of greens	Total members	Current capacity	Future members	Future capacity
PLF06	Carleton Bowling Club	Carleton BC	Poulton-le-Fylde	1	75	15	-	15
FL06	Fleetwood Cricket Club	Fleetwood Cricket and Sports BC	Fleetwood	1	42	18	-	18
TH18	Gardners Arms Bowling Green	Gardeners Arms (Thornton) BC	Thornton	1	48	12	20	8
GRE01	Hall Lane Bowling Green, Great Eccleston	Great Eccleston BC	Great Eccleston	1	58	2	-	2
BIL08	Guy's Thatched Hamlet	Guys Thatched Hamlet BC	Bilsborrow	1	140	80	-	80
HAM04	Hambleton Village Hall	Hambleton BC	Hambleton	1	64	4	15	19
CLE29	Jubilee Gardens Bowling Green	Jubilee Gardens BC	Cleveleys	1	98	38	32	70
KNP04	Knott End Bowling Club	Knott End WMC BC	Knott End/Preesall	1	63	3	-	3
CLE06	Cleveleys Park Bowling Club	Park Club BC	Cleveleys	1	80	20	-	20
KNP12	Preesall Bowling Club	Preesall BC	Knott End/Preesall	1	72	12	20	32
STA04	Bowling Green, Hall Gate Lane	Stalmine BC	Stalmine	1	74	14	10	24
TH31	Thornton NPL Bowling Club	Thornton NPL BC	Thornton	1	62	2	-	2

## WYRE COUNCIL PLAYING PITCH AND OUTDOOR SPORT STUDY ASSESSMENT REPORT

---

The table above shows that only three clubs are operating within a “sustainable” capacity range. The remaining nine are operating above BCGBA guidelines. However, none of these clubs specifically mention a need for an additional bowling green as a way to accommodate existing or further demand. Taking into consideration future demand, if realised the Gardeners Arms (Thornton) BC would also be operating above the BCGBA guidelines.

Clubs with high memberships play both competitive matches and recreational matches throughout a full week to offer something for everyone within their respective membership bases, and to that end, peak time pressures are reduced for this reason.

Those clubs which have a substantial level of demand need to be monitored to ensure they have the appropriate quantity and quality of provision. The BCGBA identifies that clubs operating with a membership of over 60 members per green could have capacity issues. Emphasis in this regard should therefore be on supporting clubs with aspirations to improve their sites as this will likely improve the capacity for the provision to accommodate increased levels of demand.

### **10.5: Conclusion**

It should be noted and considered that the consultation response with bowls clubs in Wyre was considerably low at 36%, therefore there are limitations of the assessment need and future work may be required in the future to better understand the position across the Borough.

Although all current demand is being accommodated, Carleton BC, Guys Thatched Hamlet BC, Hambleton BC, Jubilee Gardens BC, Knott End WMC BC, Park Club BC, Preesall BC, Stalmine BC and Thornton NPL BC are operating at or above recommended capacity levels and therefore need to be monitored to ensure that supply remains adequate.

Total membership for the 12 responsive clubs equates to 876. Therefore, the average bowls club membership in Wyre is 73 members. Of these clubs, five highlight aspirations to increase membership and four plan to increase junior membership in line with BCGBA aims at a county and national level to encourage younger players. These clubs all suggest that future demand can adequately be accommodated on their existing green. However, if future demand is realised, Gardeners Arms (Thornton) BC would then be operating above the recommended capacity and there may be a need for this club to access a second green elsewhere to meet any additional demand in the future.

# WYRE COUNCIL PLAYING PITCH AND OUTDOOR SPORT STUDY ASSESSMENT REPORT

---

## **Bowls supply and demand summary**

- ◀ Nine clubs are operating at or above recommended capacity levels and therefore need to be monitored to ensure that supply remains adequate.
- ◀ In general, future demand expressed can be accommodated on existing greens. However, if future demand is realised, Gardeners Arms (Thornton) BC would then be operating above the recommended capacity.

## **Bowls supply summary**

- ◀ There are 34 bowling greens in Wyre located across 31 sites, of which, three sites are accommodating more than one green. All greens are available for community use.
- ◀ As seen in the table the Urban Peninsula Analysis Area has the most greens with 17 (50%), this is followed by the Rural Plain Analysis Area with eight (24%). The least amount of provision is in the Rural Mosslands Analysis Area with one (3%) green.
- ◀ Most bowling greens are owned and managed by the Local Authority, private ownerships or the respective sports club.
- ◀ Most greens (30 or 88%) are rated as good quality, with three greens (9%) rated as standard quality and one green (3%) at Gardeners Arms Bowling Green rated as poor quality.

## **Bowls demand summary**

- ◀ There are 33 bowling clubs identified as playing in Wyre although only 12 have responded to consultation requests to date. Where known, membership of the responsive clubs totals 876.
- ◀ The largest club according to known membership is currently Guys Thatched Hamlet BC, with 140 members, followed by Jubilee Gardens BC with 98 members. The smallest club is Fleetwood Cricket and Sports BC with only 42 members.
- ◀ Of responding clubs, five clubs highlight plans to increase membership. These aspirations total 97 additional members.

## PART 11: CYCLING

### 11.1: Introduction

British Cycling is the NGB for all forms of cycling. It oversees six sporting disciplines, with each having a dedicated facility type:

- ◀ Track cycling – velodromes
- ◀ Road cycling – closed road circuits
- ◀ Mountain biking – trails
- ◀ BMX racing – race/pump tracks
- ◀ Cycle speedway – cycle speedway tracks
- ◀ Cyclocross – non-dedicated, non-permanent venues

British Cycling aids in the development of all six formats, helping to safeguard those that wish to participate in a competitive and compelling environment. The popularity of cycling has increased since recent elite sporting success in the Olympics and Paralympics as well as in other major championships.

Please note that this section will only look at place based cycling facilities and clubs, it will not look at route based cycling facilities. This is being covered within a separate piece but linked piece of work on Green Infrastructure.

### 11.2: Supply

There are no dedicated cycling facilities in Wyre. Cleveleys Road Club, Garstang Cycling Club and Cybele Cycling Club are on and off-road cycling clubs.

#### Cycling routes

Despite there being no dedicated cycling facilities provided in Wyre, there is an extensive network of cycling routes across the Borough catering to a range of ages and abilities and varying in distance and elevation<sup>50</sup>. There is no known plans to develop dedicated cycling facilities in the Borough from either a council or British Cycling perspective.

There are a range of cycling facilities in the neighbouring authorities which are likely to be utilised by Wyre residents:

- ◀ Salt Ayre Leisure Centre – Closed Road Cycling Circuit (Lancaster)
- ◀ Fishwick Recreation Ground – BMX Race Track (Preston)
- ◀ UCLAN Sports Arena – Closed Road Cycling Circuit (Preston)
- ◀ Mereside – BMX Pump Track (Blackpool)
- ◀ Palatine Leisure Centre – Closed Road Cycling Circuit (Blackpool)
- ◀ Stanley Park – BMX Race Track (Blackpool)

---

<sup>50</sup> [Link to Top 20 Bike Rides and Cycling Routes around Wyre](#)

## WYRE COUNCIL PLAYING PITCH AND OUTDOOR SPORT STUDY ASSESSMENT REPORT

---

### 11.3: Demand

#### **Cleveleys Road Club**

Cleveleys Road Club meets most days on the corner of Mains Lane and Shard Road in Poulton-le-Fylde. Its previous meeting point was at River Wyre bus stop although due to ongoing roadworks, it has temporarily relocated. Destinations are usually decided on the day depending on the weather and typically 30-50 miles return to whichever café is fancied.

#### **Garstang Cycling Club**

Garstang Cycling Club runs organised rides, typically on Saturdays and starting from the Royal Oak Hotel in Garstang. Less formal, social rides also occur throughout the week with varying degrees of speed and distance and catering for both road cycling and light offroad cycling.

#### **Cybele Cycling Club**

Cybele Cycling Club is a newly formed cycling club catering for all levels of cyclists from beginners to Team GB representatives. It currently has approximately 40 members.

#### **HSBC UK Go-Ride**

HSBC UK Go-Ride is a British Cycling's development programme for young people. It offers a fun and safe way to introduce young people to the sport and provides a platform to improve cycling skills. People can get involved through holiday coaching programmes or through their local accredited club which allows them to sample the various disciplines of the sport. Progression is obtainable with Go-Ride Racing, offering competition for riders to transition from school or club coaching to inter club and open regional competitions.

There are no accredited Go-Ride Cycling Clubs based in Wyre.

#### **HSBC UK Breeze**

HSBC UK Breeze is a British Cycling's development programme for women. It offers three categories (easy going, steady and challenging) to allow women of all abilities to get involved. The programme offers exercise whilst also creating a comfortable environment to meet new people.

There are no Breeze programmes currently operating in Wyre.

#### **Wyre Family Rides**

Wyre council offers family oriented, gentle, hour-long rides in Wyre from Easter to the end of Summer. Rides begin at Marine Hall. Rides are free to attend but must be booked through the council. Bikes and helmets for adults can also be borrowed.

# WYRE COUNCIL PLAYING PITCH AND OUTDOOR SPORT STUDY ASSESSMENT REPORT

---

## Wyre Wheels

Wyre Wheels is a cycling programme offering participants the opportunity to ride adapted bicycles including trikes, side-by-sides, hand bikes, quad and wheelchair bikes. Sessions are open to anyone, whether they are disabled, have limited mobility, recovering from illness or injury, elderly or just want to get back on a bike.

Rides begin from Fleetwood Memorial Park at 10:30 and end at 13:00. For 2023, rides will be every Friday from March to October.

## Latent and unmet demand

Unmet demand is existing demand at clubs which is not able to access sufficient provision. It is usually expressed, for example, where a team is already training but is unable to access a match pitch or where a league or club operates a waiting list. Consultation did not highlight any potential unmet demand.

Latent demand is demand that evidence suggests may be generated from the current population should they have access to more or better provision. There is currently no latent demand which was highlighted through consultation.

Sport England's Segmentation Tool enables analysis of 'the percentage of adults that would like to participate in cycling but are not currently doing so'. The tool identifies latent demand of 8,254 people who would like to participate in the sport within Wyre which equates to 7.3% of the Borough's population. This is very high when compared to the national average of approximately 3.4%.

Notwithstanding the above, it must be noted that future and latent demand does not account for societal factors or changes in the way people may wish to participate in sport and cannot account for specific targeted development work within certain areas or focused towards certain groups, such as NGB initiatives or coaching within schools. For example, there is a focus by British Cycling to develop youth participation through the HSBC UK Go-Ride or HSBC UK Breeze schemes, which may lead to further increases in demand.

## Future demand

British cycling believes that demand is likely to increase in the future, although to what extent is difficult to quantify.

## 11.4: Conclusion

There are no dedicated cycling facilities in Wyre, however, there are three on and off-road cycling clubs which use the extensive network of cycling routes across the Borough.

With high current and latent demand in Wyre for cycling there is a need for further consultation with British Cycling to further determine the need to introduce more cycling initiatives and to consider future development of dedicated cycling facilities.

# WYRE COUNCIL PLAYING PITCH AND OUTDOOR SPORT STUDY ASSESSMENT REPORT

---

---

## **Cycling supply and demand summary**

- ▶ **High demand for cycling is identified within Wyre, both currently and when taking into account latent demand.**

## **Cycling supply summary**

- ▶ There are no dedicated cycling facilities in Wyre. Cleveleys Road Club, Garstang Cycling Club and Cybele Cycling Club are on and off-road cycling clubs.
- ▶ Despite the above, there is an extensive network of cycling routes across the Borough catering to a range of ages and abilities and varying in distance and elevation.

## **Cycling demand summary**

- ▶ Cleveleys Road Club meets most days on the corner of Mains Lane and Shard Road in Poulton-le-Fylde. Rides are typically 30-50 miles.
- ▶ Garstang Cycling Club runs organised rides, typically on Saturdays and starting from the Royal Oak Hotel in Garstang. Less formal, social rides also occur throughout the week.
- ▶ Cybele Cycling Club is a newly formed cycling club catering for all levels of cyclists from beginners to Team GB representatives. It currently has approximately 40 members.
- ▶ There are no Go-Ride accredited cycling clubs or Breeze programmes operating within Wyre.
- ▶ The council operates Wyre Family Rides and Wyre Wheels sessions.
- ▶ Sport England's Segmentation Tool identifies latent demand of 8,254 people who would like to participate in the sport within Wyre which equates to 7.3% of the Borough's population. This is very high when compared to the national average of approximately 3.4%.

## PART 12: GOLF

### 12.1: Introduction

Golf is the fifth largest participation sport in England, with around 740,000 members belonging to one of 1,800 affiliated clubs and a further two million people playing independently outside of club membership. Emerging data from England Golf suggests that there are now over four million golfers in England, representing an increase of 1.7 million golfers since 2019. Additionally, there has been an increase in affiliated membership of approximately 110,000 members.

There are an estimated 3,000 golf courses across the Country, with approximately 90 designated as Sites of Special Scientific Interest because apart from the intensively managed trees and greens they have other habitats with high wildlife value. Many other courses also exist within designated Heritage Coast sites, Areas of Outstanding Natural Beauty, or listed Historic Parklands.

Nationally, the sport is governed by England Golf. Its role includes providing competitions for players of all ages and abilities, identifying and developing the most talented golfers, maintaining a uniform system of handicapping, administering and applying the rules, and introducing new golfers via its initiatives such as ‘Get into Golf’.

### Consultation

This section was informed via consultation with England Golf, which provided information relating to all facilities and clubs within Wyre. This was supported with consultation with clubs which was attempted through electronic surveys with two clubs of the five responding to requests. Garstang GC and Poulton-le-Fylde GC were to responding clubs with no responses from Myerscough GC, Fleetwood GC and Knott End GC.

### 12.2: Supply

There are three different types of golf facilities recognised by Sport England and governed by England Golf, as defined in the table below. Facilities such as pitch and putt courses (such as the course located at Marine Gardens Pitch & Putt ID: FL37) and miniature/crazy golf are not included as these are not considered to be traditional formats of the game and are not comparable offerings.

*Table 12.1: Definitions of golf facilities*

Facility type	Description
<b>Standard</b>	A standard par course, with a minimum of 9 holes but normally associated with 18-hole courses; many 9-hole courses have different tee boxes which allow the provision to be played as an 18-hole course. Some courses provide 27 holes, with any two loops of 9-holes played to make up an 18-hole round.
<b>Par 3</b>	Shorter length of holes than a standard course, with no hole longer than Par 3. Most likely to be a 9-hole course although 18-hole offerings do exist. Does not include pitch and putt courses, which are even shorter offerings and are not considered to be a traditional version of the sport.



## WYRE COUNCIL PLAYING PITCH AND OUTDOOR SPORT STUDY ASSESSMENT REPORT

---

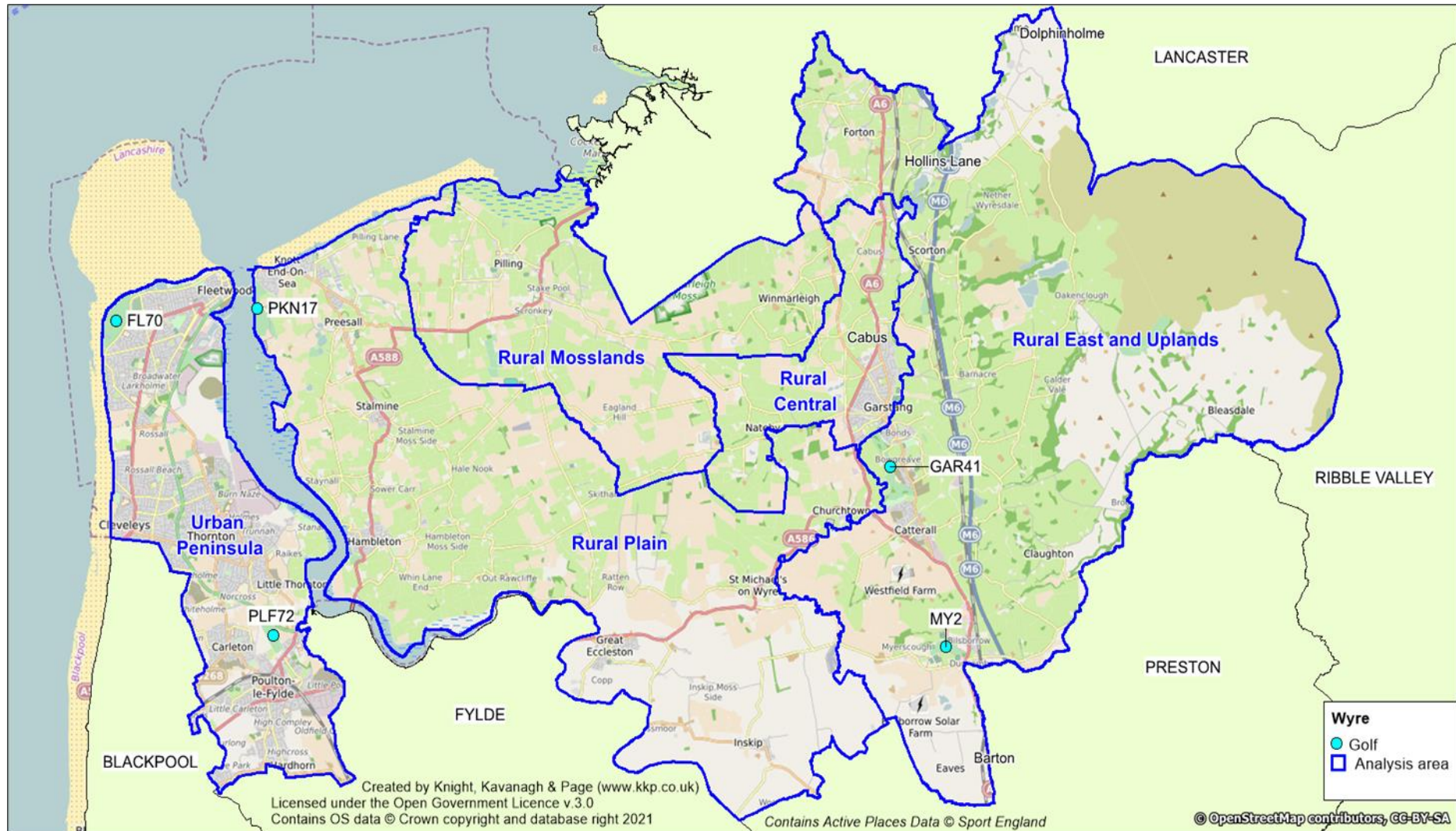
---

Facility type	Description
<b>Driving Range</b>	Includes covered and uncovered driving range bays but not practice areas within golf courses; ranges are based on the hiring of balls, with users not required to retrieve, whereas practice areas are generally for members to use with their own balls (although a growing number have dispensers). Does not include 'entertainment' ranges or virtual offerings, although some driving ranges have expanded to also provide these features.

Within Wyre, there are five golf venues that provide facilities conforming with the above definitions, as identified in Table 13.1 and Table 13.2 below. Two are located in each of the Urban Peninsula and Rural East and Uplands analysis areas, whilst one is located in the Rural Plain Analysis Area.

# WYRE COUNCIL PLAYING PITCH AND OUTDOOR SPORT STUDY ASSESSMENT REPORT

Figure 12.1: Location of golf courses in Wyre



# WYRE COUNCIL PLAYING PITCH AND OUTDOOR SPORT STUDY ASSESSMENT REPORT

Table 12.2: Golf facilities within Wyre

Site ID	Site name	Postcode	Analysis area
FL70	Fleetwood Golf Club	FY7 8AF	Urban Peninsula
BOW04	Garstang Golf Club	PR3 1YE	Rural East and Uplands
BIL16	Myerscough Golf Club	PR3 0RY	Rural East and Uplands
KNP17	Knott End Golf Club	FY6 0AA	Rural Plain
PLF72	Poulton-le-Fylde Golf Club	FY6 7HJ	Urban Peninsula

## Standard hole golf courses

All five golf sites within Wyre provide one standard hole course, with three 18-hole courses and two 9-hole courses in place. These are summarised in the table below.

Table 12.3: Summary of standard hole provision in Wyre

Site ID	Site name	Holes	Par	Yardage <sup>51</sup>			Slope rating
FL70	Fleetwood Golf Club	18	72	6,521	6,295	5,510	123 - 127
BOW04	Garstang Golf Club	18	68	-	6,050	5,647	-
BIL16	Myerscough Golf Club	9	33	-	2,385	2,116	113 - 114
KNP17	Knott End Golf Club	18	69	5,834	5,613	5,374	121 - 125
PLF72	Poulton-le-Fylde Golf Club	9	35	-	2,863	2,731	114 - 122

Of the three 18 holes courses, Fleetwood Golf Club provides the longest offering, with Knott End Golf Club providing the shortest. However, both are in the range of what you would expect from traditional provision. Shorter courses tend to offer some variety that may appeal more so to a defined market that would not feel comfortable playing lengthier provision e.g. beginner and/or casual golfers.

Nationally, many 9-hole courses are shorter than the front or back nine of an 18-hole course, primarily to attract and cater for a different userbase. Whilst this is the case at Myerscough Golf Club, total yardage at Poulton-le-Fylde Golf Club representing approximately half that of a traditional 18-hole golf course.

### Slope ratings

Slope ratings are new to golf across the world. The intention is for them to allow the handicap system to reflect course difficulty and the difference in difficulty for all players compared to scratch golfers. In effect, this enables each player to have a handicap that will vary from course-to-course, depending on difficulty, as well as a general handicap.

The maximum slope rating is 155, whereas the minimum is 55. The standard difficulty is considered to be 113, which means that the courses in Wyre are generally considered to be more difficult than the mean, with them collectively ranging from 113-127 (the slope rating varies depending on which tee is used).

No slope rating is provided for Garstang Golf Club as the site is unaffiliated to England Golf. This means that an assessment has not taken place.

<sup>51</sup> White denotes Championship tees, yellow denotes men's tees and red denotes ladies' tees.

# WYRE COUNCIL PLAYING PITCH AND OUTDOOR SPORT STUDY ASSESSMENT REPORT

## Par 3 golf holes

Most commonly, Par 3 provision is used by beginner and casual players, although they are also frequented by more traditional golfers wanting to practice their short game. That being said, there are no Par 3 golf courses provided in Wyre, although Tee Time Golf Centre provides a Par 3 golf course close to the boundary of the Authority in Blackpool. Therefore, it is likely this caters for many beginner and casual players from Wyre, predominantly from the Fleetwood, Thornton, Cleveleys and Poulton-le-Fylde areas.

## Driving range bays

No driving ranges have been identified in Wyre although Poulton-le-Fylde Golf Club has a spare area of grassland which functions as a driving range although this is without formal bays. Garstang Golf Club previously had aspirations of installing a driving range with shop and café on site although this was refused by the council's planning team.

The nearest driving range to Wyre is located at Tee Time Golf Centre (Blackpool). The Centre contains a 27 bay floodlit driving range and due to its close proximity to Wyre, it is considered that Tee Time Golf Centre will accommodate most driving range demand across the Urban Peninsula Analysis Area within Wyre. Therefore, there is considered to be a lack of driving range provision across the remainder of the Authority.

## Management and ownership

There are three main types of ownership and management models of golf facilities in England; members clubs, proprietary clubs and municipal facilities, as summarised in the table below.

*Table 12.4: Types of ownership and management of golf facilities*

Management type	Description
<b>Members</b>	Traditionally owned by members and run by committees. They are likely to hire caterers and green staff. Most members' clubs offer some level of pay and play and encourage golf societies but are mostly focused on membership numbers.
<b>Proprietary</b>	Owned or managed by businesses or individuals, these can include country club type facilities at the high end of the golfing market alongside more localised facilities. Many have clubs operating within them but can also take a much more relaxed attitude to dress and traditions of golf. Pay and play opportunities tend to be a key feature of the business plan.
<b>Municipal</b>	These are generally owned by a local authority, although in a growing number of instances, management has been contracted and externalised to private companies. Due to a lack of financial viability, many have closed across the Country in recent years and many that remain are under threat.

## WYRE COUNCIL PLAYING PITCH AND OUTDOOR SPORT STUDY ASSESSMENT REPORT

---

It is recognised that members clubs and visitors to such clubs are normally expected to dress appropriately, have a registered handicap certificate (a certificate issued by the council of National Golf Unions (CONGU)) and be familiar with the rules and etiquette of the game. This is not uncommon at some proprietary clubs, but municipal courses tend to be more relaxed and do not require people to have handicaps, making golf much more accessible.

Consequently, municipal courses are, in many instances, seen as entry level facilities, with players using them before having the confidence to move on to a members' or high-end proprietary club (although many people can and do stay attached to a particular course). They also tend to offer a more affordable golfing experience.

The business model for members clubs tends to rely heavily on income through membership subscriptions and use of ancillary facilities, rather than from pay and play usage, although attention has somewhat switched at many sites in recent years due to demand falling. The same can be said for some proprietary clubs, although, in general, more emphasis is placed on supplementing regular activity with green fee sales. Conversely, municipal sites have always been heavily reliant on visitors even though membership packages are normally available (often in the shape of season tickets). On occasion, these can be linked to access to other local authority operated sports facilities, such as leisure centres and swimming pools.

Despite the above generalisations, each golf facility, regardless of management type, will have its own processes in terms of how much focus is placed on membership and pay and play usage, or whether it equally encourages both. There is no correct way to run a site. A club that focuses on members has guaranteed income, but this can often deter more casual players or nomadic golfers through, for example, a lack of peak time availability. In contrast, a site that depends on visitors can struggle to be viable if there are spells of inclement weather during summer months and can discourage people that want to be part of a club environment.

In Wyre, Fleetwood, Knott End and Myerscough golf clubs are members clubs whereas Garstang and Poulton-le-Fylde golf clubs are proprietary facilities.

*Table 12.5: Summary of ownership/management in Wyre*

Site ID	Site name	Management type
FL70	Fleetwood Golf Club	Members
BOW04	Garstang Golf Club	Proprietary
BIL16	Myerscough Golf Club	Members
KNP17	Knott End Golf Club	Members
PLF72	Poulton-le-Fylde Golf Club	Proprietary

### Pricing

A key issue for the wider golf population is whether golf courses are available to the general population at a price point which is accessible to the majority of residents. Better quality courses tend to cost more to use, whilst 18-hole provision is generally more expensive to access than 9-hole provision.

## WYRE COUNCIL PLAYING PITCH AND OUTDOOR SPORT STUDY ASSESSMENT REPORT

Nationally, over the past few years, many facilities have altered their pricing structures to allow for discounts following a previous decline in golf membership. England Golf has positively encouraged this as its view is that clubs are more likely to experience growth when flexible packages are available. For instance, some now offer five and/or six day memberships (whereby members can access the course on specific days but not on one or both weekend days), whilst others provide discounts that are no longer limited solely to junior players (e.g. discounts for those aged 18-21 and 21-30 or for those aged 65 and over).

Recent analysis carried out by England Golf indicates an increasing number of clubs now operate a waiting list (approximately one third of all clubs).

England Golf reports that the average cost of a full adult membership across the Country is currently £901. In Wyre, membership to all courses (where known) is lower than this figure although significantly so at both Myerscough Golf Club (£210) and Poulton-le-Fylde Golf Club (£500) although both clubs provide 9-hole courses rather than 18-hole courses.

Fleetwood Golf Club provides the most expensive membership in the Borough at £840. Whilst this suggests the facility is relatively high-end, this fee is still below national average.

Green fees are available at all five sites. Poulton-le-Fylde Golf Club provides the cheapest offering although this would include two rounds of the same 9-hole course. This is closely followed by Garstang Golf Club, which has the cheapest 18-hole offering. Fleetwood Golf Club has the most expensive green fees.

*Table 12.6: Pricing structures at golf facilities within Wyre*

Site ID	Site name	Joining fee	Full membership (per year)	Weekday fee	Weekend fee
FL70	Fleetwood Golf Club	N/A	£840	£45.00	£55.00
BOW04	Garstang Golf Club	POA	POA	£19.00	£22.00
BIL16	Myerscough Golf Club	N/A	£210	POA	POA
KNP17	Knott End Golf Club	N/A	£774	£35.00	£35.00
PLF72	Poulton-le-Fylde Golf Club <sup>52</sup>	N/A	£500	£16.00	£16.00

In addition to the courses above, the driving range at Tee Time Golf Centre (Blackpool) is accessible for pay and play usage. It costs £3.50 for 50 balls or £6 for 100 balls.

### Quality

There are no official national or county golf facility rankings. Generally, the better course quality and supporting infrastructure is, the higher the joining/membership and green fees are likely to be. Some sites gain status through hosting county, national and international golf events and some tend to feature in ranking articles put together by golf magazines.

<sup>52</sup> Green fees quoted are for an 18-hole round.

## WYRE COUNCIL PLAYING PITCH AND OUTDOOR SPORT STUDY ASSESSMENT REPORT

---

Quality of the golf courses in Wyre is relatively good across the five sites, with no significant issues identified. Fleetwood Golf Club is said to be the only links course on the Fylde Coast whilst Knott End Golf Club provides a good quality course that is playable for both low and high handicap players. Garstang Golf Club reports it is playable all year round and the greens are prepared to competition standards.

The ancillary facilities are also for the most part good across Wyre, particularly at Garstang Golf Club which includes a hotel and clubhouse on the site complex and caters for a variety of functions, dinners and events.

Fleetwood Golf Club offers two fully stocked bars. The main lounge has seating for 70 people and offers views over the course whilst the second offers a more relaxed environment. There is also a snooker room with two full size snooker tables on site and a snack bar providing a range of hot drinks, snacks, sandwiches and hot food. The clubhouse is available for hire for functions and catering.

Knott End Golf Club provides a large clubhouse including a lounge area where food and drinks are available and two large snooker tables. The lounge also includes a large balcony that overlooks the course.

Poulton-le-Fylde Golf Club has a small bar area with outdoor seating on site with a range of drinks available.

Myerscough Golf Club offers short game practice areas, indoor swing analysis rooms, Skytrak launch Monitor Simulator room, fully equipped Gym/Strength & Conditioning Suites and an on-site restaurant in addition to the 9-hole golf course on site.

From a golfing perspective, given the current emphasis on increasing levels of female and junior golf membership across the Country, it is also imperative that ancillary provision can adequately cater for all types of members e.g. by providing gender specific changing facilities.

### **12.3: Demand**

Around 2004, participation in golf began declining; however, recent signs show that the reduction has not only levelled off but that demand has started to increase, especially following the lifting of Covid-19 restrictions, both in 2020 and 2021. As one of the first sports to be allowed on both occasions, people have been able to play whilst maintaining social distancing and England Golf has provided very clear guidance as to how this should manifest itself (e.g. by not allowing the flag to be taken out or rakes to be used). Some courses have reported a near doubling of usual demand compared to pre-pandemic levels, highlighting that a significant opportunity now exists to retain increased participation in the long-term.

### **Membership**

England Golf suggests that the average membership of a golf club nationally is 386, which is based on a central national handicap platform.

# WYRE COUNCIL PLAYING PITCH AND OUTDOOR SPORT STUDY ASSESSMENT REPORT

---

Club-specific membership figures are no longer available via England Golf although average membership across the four affiliated clubs in Wyre (Knott End, Myerscough, Fleetwood and Poulton-le-Fylde) equates to 532. Therefore, total membership across these clubs equals 2,128. Despite responding to consultation requests, Garstang Golf Club did not disclose its membership numbers.

The above figures indicate that golf club membership in Wyre is higher than the national average, with all clubs likely to be operating at or above 386 members.

## **Membership trends**

In line with a national trend of increasing membership, membership across Wyre has increased since 2015. From 2015 to 2018, membership levels in the Borough had been increasing, with average membership rising from 295 in 2015, peaking at 376 in 2017 and settling at 361 in 2018. However, from 2018 to 2022, average membership has jumped to 532, representing a 48% growth in golf club membership across Wyre since 2018.

## **Pay and play**

Whilst pay and play usage has increased across England in recent years, usage figures within Wyre are not known as it is not something that is tracked by England Golf. However, it would be expected that demand would be highest at Garstang, Poulton-le-Fylde and Myerscough golf clubs given the operational structures in place and the cheaper price points for access.

## **Unmet demand**

Unmet demand is existing demand that is not getting access to golf facilities.

No golf sites in Wyre report having a waiting list in place for membership and each site that operates a membership scheme is advertising and welcoming applications online, suggesting that they are all open for new members.

Furthermore, no clubs are turning away pay and play users at times when such usage is allowed. Most pay and play rounds across the sites can be booked online or via telephone.

## **Latent demand**

Latent demand is demand for golf that is not currently being realised. This could be for numerous reasons, such as time constraints, financial reasons and a lack of suitable, available provision. To that end, Sport England's Segmentation Tool enables analysis of 'the percentage of adults that would like to participate in golf but 'are not currently doing so'. The tool identifies latent demand of 1,416 people within Wyre.



## WYRE COUNCIL PLAYING PITCH AND OUTDOOR SPORT STUDY ASSESSMENT REPORT

---

Whilst the reasoning for the latent demand is unknown and is likely to be varied, the data does show relatively high demand which would significantly increase membership and/or pay and play usage across facilities if realised. England Golf is supportive of clubs that proactively target new audiences in an attempt to tap into such demand i.e. through developing a variety of golfing offers, coaching programmes and a range of membership options.

In addition, England Golf has a mapping tool that enables an assessment of potential demand within a 20-minute drive time of each golf facility, with the population broken down into nine golfing segments.

These segments are defined to help provide an indication as to what type of golfing offer each would be most likely to access. They are:

- ◀ Relaxed members
- ◀ Older traditionalists
- ◀ Younger traditionalists
- ◀ Younger fanatics
- ◀ Younger actives
- ◀ Late enthusiasts
- ◀ Occasional time pressed
- ◀ Social couples
- ◀ Casual fun

Across Wyre, Poulton-le-Fylde Golf Club is identified as having the largest potential demand, with 58,650 people falling within the segments within a 20-minute drive time. Knott End Golf Club has the smallest potential demand, equating to 9,159 people.

The demand for each of the sites is relatively evenly split across the nine segments; the highest demand is from “relaxed members” (3,697 people), whilst the lowest is from “older traditionalists” (3,124 people).

### **Future demand**

England Golf has an aim to increase membership of clubs nationally; however, after reaching its previous target, it no longer has a fixed goal in terms of growth.

Nationally, many clubs, especially the most established ones, will be happy to retain current demand levels, whilst others will be open to growing and some considerably so. In that regard, England Golf reports that many providers are proactively targeting new audiences through coaching programmes and a wider range of membership and playing options.

In Wyre, each facility will have different aspirations in terms of future levels of demand and how much future demand they can accommodate.

### **12.4: Supply and demand analysis**

With five golf facilities in Wyre and a mix of 18-hole and 9-hole courses, supply is well placed to meet demand. This is especially the case given the various operational structures in place, with some facilities prioritising membership and others prioritising pay and play usage and with some offering a high price point and others offering a low price point. This suggests that all types of golfers are being catered for.

Notwithstanding the above, the only less-traditional formats of the game catered for within Wyre are the nine hole golf courses at Poulton-le-Fylde and Myerscough golf clubs. Whilst Tee Time Golf Centre is deemed to be well located to accommodate this demand from the main population centres within the Authority, there may be a gap in demand for an informal golf facility in the more rural areas of Wyre.

Cross-boundary demand for golf is common nationally due to the nature of the sport. Golfers do not necessarily recognise local authority borders, and many will choose a facility for a whole range of reasons other than where it is located, with factors including quality, availability, cost and where friends/family play. This can be especially pronounced at venues located close to neighbouring authorities and if there is a comparative lack of provision within those authorities.

### **12.5: Conclusion**

With supply well placed to meet demand in Wyre, emphasis should be placed on protecting the facilities that are provided, with options explored to increase demand to more sustainable levels. England Golf can assist in this regard, primarily through a variety of tools that can be used to better understand the local market. There may also be opportunities for some clubs across the area to work more collaboratively in terms of creating pathways where appropriate to collectively cater for all types of players.

# WYRE COUNCIL PLAYING PITCH AND OUTDOOR SPORT STUDY ASSESSMENT REPORT

---

## **Golf – supply and demand summary**

- ◀ **With five golf facilities in Wyre and a mix of 18-hole and 9-hole courses, supply is well placed to meet demand.**
- ◀ **Notwithstanding the above, there may be a gap in demand for an informal golf facility in the more rural areas of Wyre.**

## **Golf – supply summary**

- ◀ There are currently five golf venues in Wyre.
- ◀ All five golf sites within Wyre provide one standard hole course, with three 18-hole courses (Fleetwood, Garstang and Knott End golf clubs) and two 9-hole courses (Myerscough and Poulton-le-Fylde golf clubs) in place.
- ◀ No Par 3 course or driving range is identified in Wyre although Tee Time Golf Centre provides both of these facilities close to the boundary of the Authority in Blackpool.
- ◀ Fleetwood, Knott End and Myerscough golf clubs are members clubs whereas Garstang and Poulton-le-Fylde golf clubs are proprietary facilities; no municipal courses are provided.
- ◀ In Wyre, membership to all courses (where known) is lower than the national average for membership costs although Fleetwood Golf Club provides the most expensive membership in the Borough at £840 which suggests the facility is relatively high-end.
- ◀ In terms of quality of the golf facilities, it is relatively good across Wyre with no significant issues identified.

## **Golf – demand summary**

- ◀ Club-specific membership figures are no longer available via England Golf although average membership across the four affiliated clubs in Wyre (Knott End, Myerscough, Fleetwood and Poulton-le-Fylde) equates to 532 which exceeds the national average.
- ◀ Average affiliated golf membership in Wyre has almost doubled from 2015.
- ◀ Membership has increased collectively across the clubs by 948 members since 2015.
- ◀ England Golf's mapping tool identifies a significant amount of potential demand, with Poulton-le-Fylde Golf Club shown to have the highest population base.
- ◀ Pay and play usage is unknown but is likely to be highest at sites such as Garstang, Poulton-le-Fylde and Myerscough golf clubs given the operational structure in place and the lower price point.

## PART 13: NETBALL

### 13.1: Introduction

England Netball (EN) is the governing body with overall responsibility for ensuring the effective governance of the sport.

Whilst often played indoors, nationally EN reports that the challenge is that the supply of outdoor netball courts is generally not of a good enough standard for use by the community, whilst accessibility can also be problematic.

Netball is played throughout the year, with the summer season typically played outdoors before moving indoors for the winter season. Demand through the winter season can be accommodated outdoors although sports lit courts are required to facilitate play. However, whether netball is predominantly played indoors or outdoors varies from authority to authority as it is subject to indoor, outdoor and sports lit court availability.

According to England Netball's design guidance for outdoor community courts, the principal play area (i.e. excluding run offs) should be 30.50m x 15.25m<sup>53</sup>.

### Consultation

Information for netball was gathered through online research along with consultation with England Netball to inform this section of the Report. Whilst Wyre NC responded to consultation requests, resulting in a 100% consultation rate.

### 13.2: Supply

There are 37 outdoor netball courts identified in Wyre across 19 education sites, of which, nine are available for community use across three sites. Most provision is in the Urban Peninsula Analysis Area with a total of 22 (59%) courts identified. This is followed by the Rural Plain Analysis Area with seven (19%) courts, the Rural Central and Rural East and Uplands with four each (11%) courts. The Rural Mosslands Analysis Area has no netball court provision.

Table 13.1: Summary of netball courts by analysis area

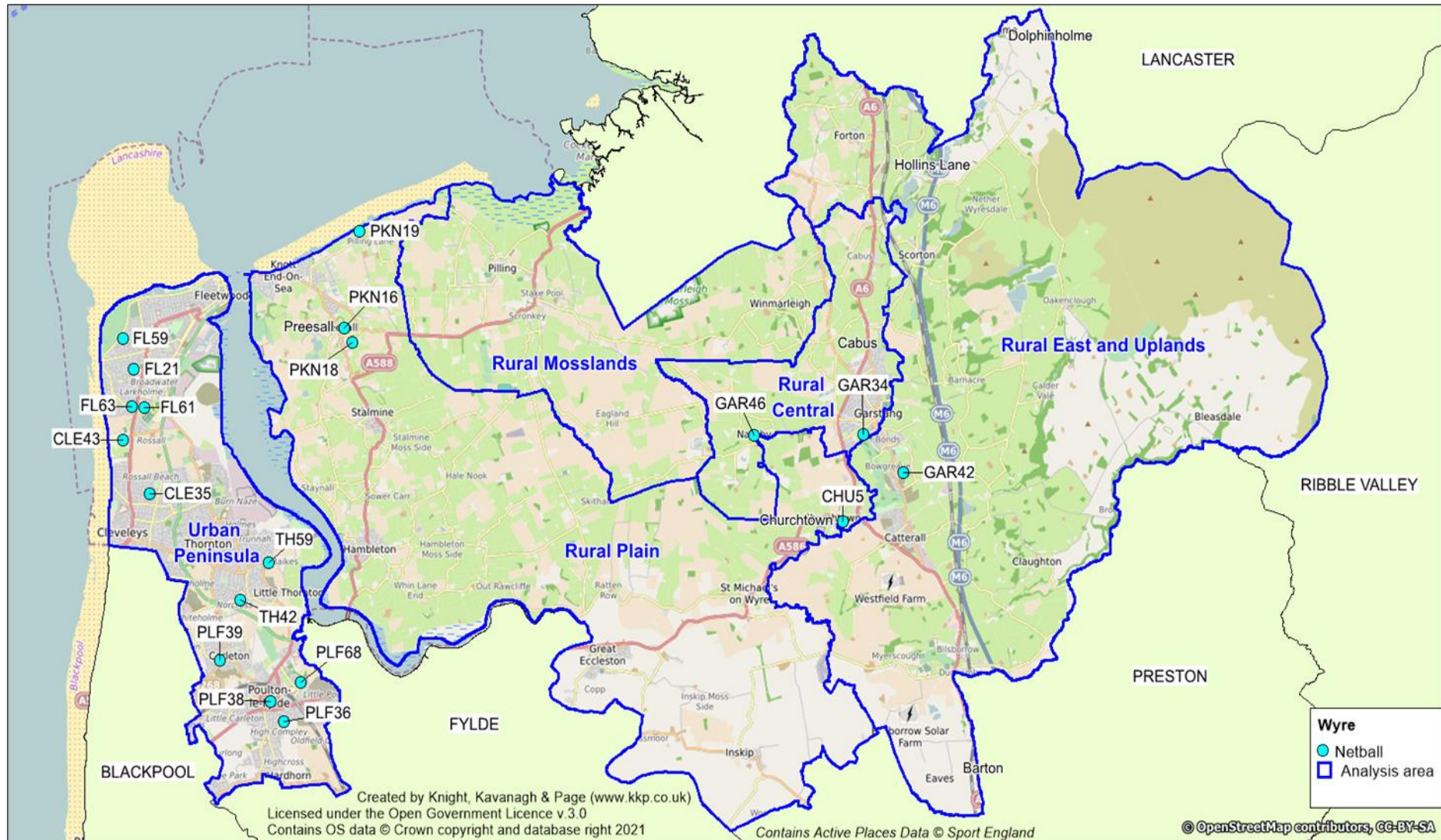
Analysis area	No. of netball courts
Rural Central	4
Rural East and Uplands	4
Rural Mosslands	-
Rural Plain	7
Urban Peninsula	22
<b>Total</b>	<b>37</b>

Figure 13.1 shows the location of all courts currently servicing Wyre. For a key to the map, see Table 13.2.

<sup>53</sup><https://d2cx26qpfwuhvu.cloudfront.net/englandnetball/wp-content/uploads/2018/07/02172514/2.-Netball-Design-Guidance-for-Outdoor-Community-Courts.pdf>

# WYRE COUNCIL PLAYING PITCH AND OUTDOOR SPORT STUDY ASSESSMENT REPORT

Figure 13.1: Location of netball courts in Wyre



## WYRE COUNCIL PLAYING PITCH AND OUTDOOR SPORT STUDY ASSESSMENT REPORT

Table 13.2: Summary of outdoor netball court provision

Site ID	Site name	Analysis area	Community use?	No. of courts	Surface type	Sports lighting?	Quality
FL61	Cardinal Allen Catholic High School	Urban Peninsula	No	2	Macadam	No	Poor
PLF39	Carleton St Hilda's C of E Primary School	Urban Peninsula	No	1	Macadam	No	Standard
PLF36	Carr Head Primary School	Urban Peninsula	No	1	Macadam	No	Standard
RP08	Carter Charity (Voluntary Controlled) Primary School	Rural Plain	No	1	Macadam	No	Poor
FL59	Charles Saer Community Primary School (Closed)	Urban Peninsula	No	1	Macadam	No	Standard
FL21	Fleetwood High School	Urban Peninsula	No	4	Macadam	No	Good
BOW06	Garstang Community Academy	Rural East and Uplands	No	4	Macadam	No	Poor
GAR34	Garstang St Thomas C of E Primary School	Rural Central	No	2	Macadam	No	Standard
GAR34	Garstang St Thomas C of E Primary School	Rural Central	No	1	Macadam	No	Good
PLF68	Hodgson Academy	Urban Peninsula	Yes	2	Macadam	No	Standard
CHU05	Kirkland & Catterall St Helens C of E Primary School	Rural Plain	No	1	Macadam	No	Poor
FL63	Larkholme Primary School	Urban Peninsula	No	1	Macadam	No	Standard
TH42	Millfield High School	Urban Peninsula	No	3	Macadam	No	Good
RCL03	Nateby Primary School	Rural Central	No	1	Macadam	No	Standard
CLE35	Northfold Community Primary School	Urban Peninsula	No	1	Macadam	No	Good
PLF38	Poulton-Le-Fylde St Chads C of E Primary School	Urban Peninsula	No	1	Macadam	No	Poor
PRE04	Preesall Fleetwood's Charity C of E Primary School	Rural Plain	No	1	Macadam	No	Standard
FL90	Rossall School	Urban Peninsula	Yes	3	Macadam	Yes	Good
PRE03	St Aidan's Church of England High School	Rural Plain	Yes	4	Macadam	No	Standard
TH59	Stanah Primary School	Urban Peninsula	No	2	Macadam	No	Poor

# WYRE COUNCIL PLAYING PITCH AND OUTDOOR SPORT STUDY ASSESSMENT REPORT

---

## Management

Although not uncommon across the Country, all of the netball provision within the Borough are located on educational sites. This creates a particular issue surrounding community availability where there is often limited or reduced community access. As identified above only nine courts (24%) at three locations are available for community use.

## Quality

The quality of netball courts across Wyre has been assessed via a combination of site visits (using non-technical assessments) and user consultation to reach and apply an agreed rating as follows:

- ◀ Good
- ◀ Standard
- ◀ Poor

The percentage parameters used for the non-technical assessments were as follows: Good (>80%), Standard (70-80%), Poor (<70%).

Maintaining high court quality is an important aspect of netball and therefore the non-technical assessment assesses several factors which evidence court quality. The criteria for the non-technical assessment consists of; court surface grip underfoot, damage to a court surface, line markings, evidence of moss/lichen, slope of courts, disability access, fencing and courts being of an appropriate size for competitive netball.

As seen in Table 13.2 most courts (14 or 38%) are rated as standard quality, whilst 12 (32%) courts are rated as good quality. The remaining 11 courts (30%) are rated as poor quality with significant issues surrounding grip, court markings and evidence of moss/lichen.

Of the nine community available courts, three (33%) are good quality and six (67%) are standard quality.

Additionally, it should be noted that only three courts are accompanied by sports lighting these are located at Rossall School and are available for community use.

## Overmarking of courts

Netball courts, particularly within schools, are often overmarked by tennis basketball and/or football courts as shared use spaces. Courts which are overmarked tend to receive higher levels of use which can be detrimental to quality over time, as well as creating capacity issues if there is community demand from more than one sport. Cardinal Allen Catholic High School, Garstang Community Academy, St Aidan's Church of England High School, Charles Saer Community Primary School, Fleetwood High School, Garstang St Thomas C of E Primary School, Hodgson Academy and Rossall School all have netball courts overmarked for other sports, particularly that of tennis.

# WYRE COUNCIL PLAYING PITCH AND OUTDOOR SPORT STUDY ASSESSMENT REPORT

## Court type

All of the outdoor netball courts in Wyre have a macadam surface. The estimated lifespan of a macadam court is ten years, depending on levels of use and maintenance levels. To ensure courts can continue to be used beyond this time frame, it is recommended that a sinking fund is put into place for eventual refurbishment.

## 13.3: Demand

### Club demand

England Netball identifies one formal community club as playing within the Borough and as identified below.

Table 13.3: Summary of netball club membership

Name of club	Sites used	No. of senior members	No. of junior members	Total members
Wyre NC	Hodgson Academy Rossall School	35	270	305

Wyre NC is one of the largest and most successful clubs in Lancashire. The Club suggests that although there are several outdoor netball courts in Wyre, it struggles to gain access to courts at Hodgson Academy and Rossall School on a regular basis.

The Club access indoor courts across Wyre and also in neighbouring authorities Preston and Lancaster. Whilst it also travels further afield for central venue play At Wright Robinson College (Manchester) and Phillips High School (Bury). The Club operates 26 teams from U7 to senior women's and suggests there is a need for more access to better quality outdoor courts in Wyre.

### Other demand

In November 2021, England Netball launched a new 10-year 'Adventure Strategy' the strategy is a purpose-led ambition for the game, to build on the momentum the sport has seen in recent years. The strategy outlines the intention to:

- ◀ Accelerate the development and growth of the game at every level, from grassroots to the elite.
- ◀ Elevate the visibility of the sport.
- ◀ Lead a movement to impact lives on and beyond the court.

The Strategy look at achieving its goals by engaging with and delivering netball for female communities, England Netball pledges to understand, support and nurture women and girls more deeply at every life stage, at every age. In order to do this, it delivers four participation programmes to engage women in the sport:

- ◀ Back to Netball
- ◀ Bee Netball
- ◀ Netball Now



# WYRE COUNCIL PLAYING PITCH AND OUTDOOR SPORT STUDY ASSESSMENT REPORT

---

## ◀ Walking Netball

Back to Netball is a fun and friendly re-introduction to the sport. More than 110,000 participants have rediscovered their love for the game through Back to Netball and realised the many benefits of getting involved. It is targeted at participants of all ages and levels of experience but sessions will be specifically designed to cater for those who have not played for an extended period.

At present there are no outdoor venues which run Back to Netball sessions in Wyre.

The Bee Netball programme for young children, whilst supporting teens and young women to stay in the game to keep them physically active and in the game for life, based around friendship, inclusion, fair play and playing together. Transforming netball for children and young people is a strategic priority to protect the future of the sport.

At present there are no outdoor venues which run Bee Netball sessions in Wyre.

Netball Now is a simple and comfortable way to play netball. It is not a coached session or a competition led by regulations and scores recorded. It is simply a session where players turn up, pay a small fee and play netball.

At present, there are no venues in Wyre which run Netball Now.

Walking Netball is a slower version of the game; it is netball, but at a walking pace the sessions have been designed so that anyone can play it regardless of age or fitness level. From those who have dropped out of the sport due to serious injury to those who believed they had hung up their netball trainers many years ago.

At present, there are no venues in Wyre which run Walking Netball.

## **Latent and unmet demand**

Unmet demand is existing demand at clubs which is not able to access sufficient supply of courts for match play or training. It is usually expressed, for example, where a team is already training but is unable to access a match court or where a league or club operates a waiting list. Consultation did not highlight any potential unmet demand.

Latent demand is demand that evidence suggests may be generated from the current population should they have access to more or better provision. There is currently no latent demand which was highlighted through consultation.

Sport England's Market Segmentation Tool enables analysis of 'the percentage of adults that would like to participate in netball but are not currently doing so'. The tool identifies latent demand of 307 people who would like to participate in the sport within Wyre, which represents approximately 0.27% of the Borough's population, closely aligning to a national average of 0.28%.

## **Future demand**

# WYRE COUNCIL PLAYING PITCH AND OUTDOOR SPORT STUDY ASSESSMENT REPORT

---

Wyre NC reports that it has aspirations to add an additional 170 members across the Club in the coming years, this breaks down to an additional 150 junior members and 20 senior members.

## 13.4: Supply and demand analysis

Wyre NC currently has 305 members but is unable to regularly access outdoor court facilities. Only nine courts, located across Hodgson Academy, Rossall School and St Aidan's Church of England High School are available for community use but only Rossall School has sports lit courts. With Rossall School being a boarding school, it is used heavily for curricular, extra-curricular and recreational demand by students and so the Club only has limited access to the site.

Therefore, the Club utilises indoor courts across Wyre, Preston and Lancaster and travels as far as Manchester and Bury to compete in central venue leagues. Any realised future demand would take place at existing venues continuing to access both indoor and outdoor netball courts.

## 13.5: Conclusion

In conclusion, there is an insufficient supply of outdoor netball courts to service the high demand for netball in the Borough. This is due to a low supply of available community available courts, a lack of sports lit provision and a mixed quality offer. This leads Wyre NC to utilise indoor provision where available, travelling not just to neighbouring authorities but across the North West in order to access sufficient provision to accommodate current demand.

### Netball supply and demand summary

- ◀ **In conclusion, there is an insufficient supply of outdoor netball courts to service the Borough.**
- ◀ **This is due to a low supply of available community available courts and a mixed quality offer. Wyre NC suggests that it is in need for outdoor courts with sports lighting.**

### Netball supply summary

- ◀ There are 37 outdoor netball courts identified in Wyre across 19 sites, of which, nine are available for community use across three sites.
- ◀ Most provision is in the Urban Peninsula Analysis Area with a total of 22 (59%) courts identified. This is followed by the Rural Plain Analysis Area with seven (19%) courts, the Rural Central and Rural East and Uplands with four each (11%) courts. The Rural Mosslands Analysis Area has no netball court provision.
- ◀ Although not uncommon across the Country, netball provision within the Borough is located on current educational sites.
- ◀ Most courts (14 or 38%) are rated as standard quality, whilst 12 (32%) courts are rated as good quality. The remaining 11 courts (30%) are rated as poor quality.
- ◀ Of the nine community available courts, three (33%) are good quality and six (67%) are standard quality.
- ◀ Additionally, it should be noted that only three courts are accompanied by sports lighting these are located at Rossall School and are available for community use.
- ◀ All of the outdoor netball courts in Wyre have a macadam surface.

### Netball demand summary

- ◀ England Netball identifies one club within the Borough.
- ◀ Wyre NC has 305 members (35 senior members and 270 junior members). Accessing provision at Rossall School and Hodgson Academy.
- ◀ Sport England's Market Segmentation Tool identifies latent demand of 307 people who would like to participate in the sport within Wyre.

## **PART 14: ARCHERY**

### **14.1: Introduction**

Archery GB is the NGB for the sport of Archery in England. It is responsible for all levels of archery within the UK from grassroots to performance level. There are several disciplines of archery including target archery, indoor archery, field archery, para archery, 3D archery, flight archery and run archery.

Target archery, which is the discipline of shooting arrows at circular targets at a fixed distance, is the most widely known due to its inclusion on the programme of the Olympic Games, Paralympic Games and World Games. Para archery is the discipline for athletes classified with a physical or visual impairment and follows the same rules as target archery.

Field archery is the discipline of shooting at stationary circular targets of different sizes set at varying distances, heights and angles around a course of natural terrain. 3D archery is the discipline of shooting at stationary foam targets in the shapes of different animals set at varying distances, heights and angles around a course.

### **Consultation**

There is a single affiliated archery club within Wyre; Bowbearers of Wyresdale which was responsive to consultation requests. Consultation was also undertaken with Archery GB.

### **14.2: Supply**

Bowbearers of Wyresdale practices both target archery and field archery and primarily shoots in Wyresdale Park near Scorton although it shoots indoors throughout the winter at Scorton Village Hall. Both sites are located in the Rural East and Uplands Analysis Area.

There are two parts to the course, which is setup in Wyresdale Park, the smaller of which caters for archers with mobility issues and is wheelchair friendly. Bowbearers of Wyresdale has an annual lease agreement with the Wyresdale Park estate which provides the Club with access to the site anytime during daylight hours. The Club does not report any concerns with the condition of the woodlands for its usage although it would like to formalise a long term tenure agreement. It also has a storage unit within the woods and has access to toilet and car parking facilities on site.

Scorton Village Hall is hired on an ad-hoc basis by Bowbearers of Wyresdale and is used one day a week throughout the winter although is also occasionally hired for its beginner's archery courses. No quality issues are raised with the hall, and it is said to provide the Club with all required facilities although car parking facilities are said to be minimal.

## WYRE COUNCIL PLAYING PITCH AND OUTDOOR SPORT STUDY ASSESSMENT REPORT

---

Indoor provision is also available within the Borough, located at Preesall Indoor Archery and Air Rifle Centre, although it should be noted that this is not one of Archery GB's Archery Activity Providers (AAPs). The AAP programme is open to organisations which are not currently affiliated to Archery GB as a Club, but who want to offer archery activities for the benefit of their customers, members or visitors. To become an AAP, the Centre would have to register with Archery GB and ensure all staff have up-to-date Archery GB qualifications as well as having adequate insurance, risk assessments and safeguarding procedures in place. The Centre includes a six lane indoor archery centre and 12 outdoor covered lanes for shooting up to 70 metres as well as an indoor rifle centre. It is supported by a club room and tea and coffee facilities. A new toilet block has recently been installed on site and the existing shower block is currently being refurbished. The Archery Centre is open five days a week and runs at least two sessions a day with a maximum of 12 participants per session. These archery sessions are open to anyone and are charged at £30 per hour for up to five people with all equipment provided.

### 14.3: Demand

Bowbearers of Wyresdale currently has around 50 members from 10 to 80 years old with an even split of male and female members. It is actively looking to grow its membership base and reports that the social side of the Club has declined since the pandemic although it is now looking to improve this. Archery GB data indicates that of the Club's existing members, 38 come from outside of the Wyre council area. This includes four members from Blackpool and one member from Lytham. Most of the imported comes from Lancaster with 26 members travelling from the City although members are spread as wide as Chorley and Wigan.

Blackpool Bowmen Archery Club is based in Blackpool although resides very close to the boundary of Wyre, utilising the playing fields off Fleetwood Road. The Club is said to draw most of its membership Blackpool and the Fylde coast, with many members from the Urban Peninsula Analysis Area. Archery GB data indicates that a total of 21 members of Blackpool Bowmen Archery Club reside in the Wyre council area although this is determined to be due to convenience for members, rather than a lack of archery facilities within Wyre.

Bowmen of Pendle and Samlesbury is based in South Ribble. The Club currently has around 150 members and shoots at Nabs Head Lane 360 days per year. It also holds eight competitions for its members between April and September as well as monthly handicap competitions throughout the year. The Club also has its own purpose built indoor archery range on site which hosts all its indoor shooting. It also hosts Beginners' Courses and taster sessions both at the Club and at other venues. The Club also has links with South Ribble Borough Council and a number of local schools to further promote archery in the area and bring more people into the sport. Archery GB data indicates that nine Wyre council residents are currently members of Bowmen of Pendle and Samlesbury. Due to the distance of the Club from Wyre, it is considered that this demand is exported due to the more formalised club and improved facility offering available at Bowmen of Pendle and Samlesbury.

## WYRE COUNCIL PLAYING PITCH AND OUTDOOR SPORT STUDY ASSESSMENT REPORT

---

There is also one Archery GB member residing in Wyre registered at each Lancaster University Archery Club (Lancaster) and Lonsdale Archers (South Lakeland). The member competing at Lancaster University Archery Club is likely to be a student at the University whilst it is expected that the Wyre resident that is a member of Lonsdale Archers does so for social purposes rather than due to a lack of provision within Wyre.

### **Latent and unmet demand**

Unmet demand is existing demand at clubs which is not able to access sufficient supply of pitches. It is usually expressed, for example, where a team is already training but is unable to access a pitches or where a league or club operates a waiting list. Consultation did not highlight any potential unmet demand.

Latent demand is demand that evidence suggests may be generated from the current population should they have access to more or better provision. There is currently no latent demand which was highlighted through consultation.

Sport England's Market Segmentation Tool enables analysis of 'the percentage of adults that would like to participate in Archery but are not currently doing so'. The tool identifies latent demand of 130 people who would like to participate in the sport within Wyre.

### **Future demand**

Bowbearers of Wyresdale, identified that they are always open to new members and are actively looking to increase membership. However, the Club did not quantify by how many members exactly.

## **14.4: Supply and demand analysis**

Bowbearers of Wyresdale has 50 members, this is considered to be a small sized club. The Club aspires to increase its membership in the coming years. The Club currently accesses target archery and field archery facilities in Wyresdale Park, with these facilities considered sufficient to cater for both current and future demand for the Club.

## **14.5: Conclusion**

Archery is well catered for within Wyre, with Bowbearers of Wyresdale providing a formalised archery offer for all abilities of archer. Additionally, Preesall Indoor Archery and Air Rifle Centre provides a more informal archery offer.

Additionally, Blackpool Bowmen Archery Club is based on the outskirts of Wyre and attracts 21 members from the Urban Peninsula Analysis Area due to its closer proximity.

# WYRE COUNCIL PLAYING PITCH AND OUTDOOR SPORT STUDY ASSESSMENT REPORT

---

## **Archery supply and demand summary**

- ◀ **Archery is well catered for within Wyre, with both formalised and informal archery offers available within the Borough.**

## **Archery supply summary**

- ◀ Bowbearers of Wyresdale have setup an archery course in Wyresdale Park. There are two parts to the course, the smaller of which caters for archers with mobility issues and is wheelchair friendly.
- ◀ Indoor provision is also available at Preesall Indoor Archery and Air Rifle Centre, including six indoor lanes and 12 covered outdoor lanes.

## **Archery demand summary**

- ◀ Bowbearers of Wyresdale currently has around 50 members from 10 to 80 years old with an even split of male and female members. It is actively looking to grow its membership base.
- ◀ Blackpool Bowmen Archery Club resides very close to the authority boundary and draws 21 members from Wyre.
- ◀ Bowmen of Pendle and Samlesbury, Lancaster University Archery Club and Lonsdale Archers also accommodate exported demand from Wyre.

## PART 15: WATER SPORTS

### 15.1: Introduction

Water sports in England are governed by various bodies, including:

- ◀ British Canoeing
- ◀ British Kite Surfing Association
- ◀ British Rowing
- ◀ British Sub-Aqua Club
- ◀ British Swimming
- ◀ British Water Ski
- ◀ Royal Yachting Association
- ◀ Surfing Great Britain

There are currently five active water sport clubs/centre in Wyre. Attempts were made to contact all the clubs, along with the Royal Yachting Association, however, after multiple attempts, no clubs responded.

- ◀ Active Powerboat Training
- ◀ Blackpool & Fleetwood Yacht Club
- ◀ Garstang Canoe & Kayak Club
- ◀ The Outdoor Adventure Group
- ◀ Wardleys Marine Yacht Club

### 15.2: Supply

Wyre has access to Morecombe Bay, River Wyre and Irish Sea where numerous activities can take place. Although these venues are natural there allow water sports to take place in the Borough and is where clubs/groups conduct activity.

There is one formal facility in Wyre at Fleetwood Boating Lake, this venue is situated onshore in Fleetwood and is operated by the Outdoor Adventure Group.

### 15.3: Demand

#### Active Powerboat Training

Based out of Knott End and operating in Morecombe Bay the Centre provides Powerboat Training Courses Level 1 and 2. The Level 1 courses are considered a 'taster' session in powerboating, which are run over the course of a day from 9am-5pm. The Level 2 courses are considered as an introduction to powerboating which provide participants with the basic skills necessary to operate a powerboat safely and confidently in coastal waters.

# WYRE COUNCIL PLAYING PITCH AND OUTDOOR SPORT STUDY ASSESSMENT REPORT

---

## **Blackpool & Fleetwood Yacht Club**

The Club operates a number of different activities including, Dinghy Racing, Dinghy Social Sailing, Offshore/Keelboat Racing, Cruising and Powerboating. It offers a number of sessions across each discipline and is based out of both Blackpool & Fleetwood Yacht Club and Fleetwood Marina. In addition, the Club also operates Dinghy Sailing Courses and Powerboat Courses.

The Club operates a membership of circa 300 and has around 150 yachts and 100 dinghies stored at Blackpool & Fleetwood Yacht Club.

## **Garstang Canoe & Kayak Club**

The Club is based out of Garstang Sports Club with storage onsite for its equipment. The Club then accesses the River Wyre where it conducts canoeing and kayaking sessions throughout the summer months on Wednesday evenings from 6pm-8.30pm. The Club also offers other sessions and events throughout the summer, whilst it conducts winter pool sessions at Lancaster Royal Grammar School from 7pm-8.30pm.

## **The Outdoor Adventure Group**

The Group is based at Fleetwood Boating Lake and runs club nights on Fridays from 6pm-8pm weekly. Members take part of sessions consisting of both canoeing and kayaking. In addition, the Club also organises trips to lakes, rivers and out in the sea for additional sessions to practice skills.

## **Wardleys Marine Yacht Club**

The Club is based at its home site alongside Wardleys Creek, in the village of Hambleton. The Club has around 100 members from both the local area and further afield. It has a clubhouse, which has kitchen facilities, toilets and showers as well as a balcony with views over the river. A number of members have boats located at both the Club site and also at Fleetwood Marina.

## **15.4: Supply and demand analysis**

It is considered that the clubs have sufficient facilities with access to a range of natural and formal facilities to participate in water sports in the Borough. However, due to no responses from clubs/groups there are limitations of the assessment need and future work may be required in the future to better understand the position across the Borough.

## **15.5: Conclusion**

Wyre is well provided for when it comes to outdoor water sports, with access to the Morecambe Bay, Fleetwood Boating Lake, the River Wyre and the Irish Sea. A variety of water sports are offered across the Borough by a number of clubs, none of which indicate they have waiting lists in place, inferring that they are all capable of taking on additional members.



## WYRE COUNCIL PLAYING PITCH AND OUTDOOR SPORT STUDY ASSESSMENT REPORT

---

### Water sports supply and demand summary

- ◀ **Wyre is well provided for when it comes to outdoor water sports, with access to the Morecambe Bay, Fleetwood Boating Lake, the River Wyre and the Irish Sea. A variety of water sports are offered across the Borough by a number of clubs.**
- ◀ Morecambe Bay, Fleetwood Boating Lake, the River Wyre and the Irish Sea are all accessible from Wyre and are utilised by water sports clubs based within the Borough.
- ◀ Active Powerboat Training provides Level 1 and 2 Powerboat Training Courses from Knott End.
- ◀ Blackpool & Fleetwood Yacht Club operates a number of racing, sailing and cruising sessions from Blackpool & Fleetwood Yacht Club and Fleetwood Marina.
- ◀ Garstang Canoe & Kayak Club is based out of Garstang Sports Club and runs canoeing and kayaking sessions on the River Wyre.
- ◀ The Outdoor Adventure Group operates canoeing and kayaking sessions at Fleetwood Boating Lake.
- ◀ Wardleys Marine Yacht Club is based in Hambleton and operates as a base for yacht cruising on Morecambe Bay.

# WYRE COUNCIL PLAYING PITCH AND OUTDOOR SPORT STUDY ASSESSMENT REPORT

## PART 16: MULTI USE GAMES AREAS (MUGAS)

### 16.1 Introduction

MUGAs are a reference to any sport or games areas which are often used for social and recreational sport in the community and are generally categorised into typologies, as seen in the table below<sup>54</sup>.

Table 16.1: Types of MUGAs

Type	Surface	Characteristics	Preferred sports
Type One	Open textured porous macadam	Used for ball rebound sports. Suitable for wheelchair sports.	Tennis and netball.
Type Two	Open textured porous macadam	Used for ball rebound sports. Suitable for wheelchair sports.	Tennis and netball.
Type Three	Polymeric surface over macadam	Used for ball rebound sports. Suitable for wheelchair sports.	Tennis and netball.
Type Four	Polymeric surface over macadam base	Due to their greater shock absorbency and lower surface friction, these areas are not recommended for tennis or netball.	Football, basketball and recreational activity
Type Five	Sand based or third generation turf (3G)	Shockpad and either heavily doused with water before play or filled or dressed with sand or rubber crumb.	Formalised sports including hockey, football, American football, lacrosse and rugby.

### 16.2 Supply

Across Wyre there are a total of 11 MUGAs with most of this provision located within the Urban Peninsula Analysis Area with seven MUGAs (64%). The Rural East and Uplands and the Rural Plain analysis areas both have two MUGAs (18%). All other analysis areas have no MUGA facilities.

Table 16.2: Summary of MUGAs in Wyre

Analysis area	Number of MUGAs
Rural Central	-
Rural East and Uplands	2
Rural Mosslands	-
Rural Plain	2
Urban Peninsula	7
<b>Total</b>	<b>11</b>

<sup>54</sup>[Link to Artificial Surfaces for Outdoor Sports Guidance](#)

## WYRE COUNCIL PLAYING PITCH AND OUTDOOR SPORT STUDY ASSESSMENT REPORT

Table 16.3: Summary of provision

Site ID	Site	Analysis area	No. of MUGAs	Surface type	Sports lighting?	Quality
FL50	Fleetwood Memorial Park	Urban Peninsula	1	Type One/Two	No	Standard
CLE11.3	Jubilee Gardens MUGA	Urban Peninsula	1	Type One/Two	No	Poor
PLF25	Jean Stansfield (Vicarage) Memorial Park Poulton Youth Space	Urban Peninsula	1	Type One/Two	Yes	Poor
CLE36	North Drive Play Area	Urban Peninsula	1	Type One/Two	No	Poor
CAT09	Catterall Village Hall Youth Facility	Rural East and Uplands	1	Type One/Two	No	Standard
FL14.1	Martindale Avenue Park	Urban Peninsula	1	Type Four	Yes	Poor
FL45	Milton Street Football Area	Urban Peninsula	1	Type Five	Yes	Standard
FL45.1	Milton Street Basketball	Urban Peninsula	1	Type One/Two	No	Poor
KNP02.1	Preesall Park MUGA	Rural Plain	1	Type One/Two	No	Poor
SCO02.2	Scorton Playing Field MUGA	Rural East and Uplands	1	Type Five	No	Good
INS02.1	School Lane MUGA	Rural Plain	1	Type One/Two	No	Standard

No MUGAs are known to accommodate any formal sports play. The MUGA courts are generally marked with tennis, basketball, football and netball markings all in one court size.

# WYRE COUNCIL PLAYING PITCH AND OUTDOOR SPORT STUDY ASSESSMENT REPORT

---

## Future developments

### *Football Foundation PlayZones Programme*

The Football Foundation, using investment from the Premier League, The FA and the Government via Sport England has released a new (2022) capital investment programme called the PlayZones Programme. This programme aims to engage with local communities across the Country to create outstanding sports and activity spaces and tackle inequalities in participation. The priority groups for the funding are:

- ◀ Lower socio-economic groups
- ◀ Disabled people with people with long term health conditions
- ◀ Women and girls
- ◀ Ethnically diverse communities

More details surrounding the aims and outcomes for the project and the requirements/stages for application can be found [here](#).

In partnership with The FF, the council is now seeking to progress a number of innovative multi use games facilities through the FF Playzone Programme. Insight from this work should be used to inform future versions of the LFFP.

In the previous Wyre LFFP, there was just one site identified for development of a MUGA. This was to develop a MUGA at Marine Gardens (Urban Peninsula Analysis Area).

## Management

All 11 MUGAs across Wyre, are managed by the council/parish councils. All the MUGAs are available as open access meaning they do not need to be booked. Anecdotal evidence suggests that all MUGAs are well used in the summer months for activities such as informal football, however, can be prone to vandalism as a result of their open access nature. The presence of loose gravel, damage to the court surface and glass/stones/litter can all be a result of vandalism.

## Quality

The quality of MUGAs across Wyre has been assessed via a combination of site visits, undertaken in August 2022, using non-technical assessments to apply quality ratings as follows:

- ◀ Good
- ◀ Standard
- ◀ Poor

The percentage parameters used for the non-technical assessments were as follows: Good (>80%), Standard (50-80%), Poor (<50%).

## WYRE COUNCIL PLAYING PITCH AND OUTDOOR SPORT STUDY ASSESSMENT REPORT

In total across Wyre, one MUGA is accessed as good quality (9%), four MUGAs are assessed as standard quality (36%), whilst six (55%) are assessed as poor quality with significant issues surrounding grip, court markings and evidence of moss/lichen. Loose gravel is identified at Jubilee Gardens MUGA, Martindale Avenue Park and Jean Stansfield (Vicarage) Memorial Park Poulton Youth Space. Damage to the court surface is also identified at Martindale Avenue Park whilst glass/stones/litter were all present at Jubilee Gardens MUGA, North Drive Play Area and Jean Stansfield (Vicarage) Memorial Park Poulton Youth Space at the time of the site assessment.

Table 16.4: Summary of MUGA quality in Wyre

Analysis area	No. of good quality	No. of standard quality	No. of poor quality
Rural Central	-	-	-
Rural East and Uplands	1	1	-
Rural Mosslands	-	-	-
Rural Plain	-	1	1
Urban Peninsula	-	2	5
<b>MUGA total</b>	<b>1</b>	<b>4</b>	<b>6</b>

### Sports lighting

The presence of sports lighting is considered to encourage more demand as it enables evening use all year round. However, it is also acknowledged that it can also encourage higher levels unofficial use resulting in increased anti-social behaviour, vandalism and littering. There are three (27%) community available MUGAs with sports lighting in Wyre.

### 16.3: Demand

Given the open access nature of the MUGAs provided within Wyre, no usage data is recorded; meaning demand for access is therefore unknown.

### 16.4: Supply and demand

When looking at the locations of the current supply of MUGAs in Wyre it is evident that there is a lack of supply in the Rural analysis areas. At present there is an evident shortfall with no provision in Rural Central and Rural Mosslands analysis areas whilst there is just two facilities in each of the Rural East and Uplands and Rural Plain analysis areas. Further investigation should be undertaken to identify pockets of demand in the Rural analysis areas that could be activated through the provision of MUGAs.

### 16.5: Conclusion

The Urban Peninsula Analysis Area is well served for MUGAs although quality is generally poor, with only two standard quality MUGAs identified. Therefore, improving the quality of existing MUGAs should be pursued whilst the feasibility of

## WYRE COUNCIL PLAYING PITCH AND OUTDOOR SPORT STUDY ASSESSMENT REPORT

---

providing new MUGAs in the Rural analysis areas in the Borough should be explored.

### **MUGA supply and demand summary**

- ◀ **The Urban Peninsula Analysis Area is well served for MUGAs although quality is generally poor, with only one good quality MUGA is identified. When looking at the locations of the current supply of MUGAs in Wyre it is evident that there is a lack of supply in the Rural analysis areas.**
- ◀ Across Wyre there are a total of 11 MUGAs with most of this provision located within the Urban Peninsula Analysis Area with seven MUGAs (64%). The Rural East and Uplands and the Rural Plain analysis areas both have two MUGAs (18%). All other analysis areas have no MUGA facilities.
- ◀ The LFFP for Wyre identified Marine Gardens (Urban Peninsula) for the development of a MUGA.
- ◀ In total across Wyre, one MUGA is assessed as good quality (9%), four MUGAs are assessed as standard quality (36%), whilst six (55%) are assessed as poor quality.
- ◀ Three community available MUGAs are serviced by sports lighting.

## PART 17: OTHER SPORTS

### 17.1: Baseball/Softball

The British Softball Federation (BSF) and British Baseball Federation (BBF) are responsible for the administration and governance of softball and baseball in the UK and are part of the overarching body BaseballSoftballUK (BSUK) which takes in both baseball and softball.

#### Supply and demand

There is no baseball or softball club based in Wyre. The closest club is Lytham St Annes Softball Club, which accesses provision at YMCA Ansdell Arena and Landsdowne Road Playing Field (Fylde).

There is no formal demand in Wyre and therefore any demand from within Wyre is likely to travel to Fylde, to participate in sessions with Lytham St Annes Softball Club. The Club offers multiple sessions weekly throughout both the summer outdoors at the venues previously mentioned and also at indoor venues across Fylde. The sessions are run through a number of both age groups and ability group sessions. The Club participates in friendly matches and tournaments as well as the North West Softball Series. The North West Softball Series is played across both indoor and outdoor venues, however, is on a central venues basis and therefore the Club often travels to play fixtures in this competition.

### 17.2: Rounders

Rounders England is the national governing body for the sport of rounders in England. Its key role is to co-ordinate a development network, working through local delivery partners that provides a pathway and opportunities for aspiring players to progress to whatever level of play is right for them. In addition, it provides information about the game, run coaching and umpiring courses, tournaments, sell resources and promote the sport at all levels. Its mission is to 'Connect People through Rounders' and get more people from any background playing rounders, more often.

#### Supply

There are 43 rounders pitches across 21 sites in Wyre. All these pitches are located at school sites and considered to be unavailable for community use. The pitches are marked in the summer term at the schools and are used for curricular and non-curricular activity.

*Table 17.1: Summary of rounders pitches in Wyre*

Site ID	Site name	Analysis area
REU18	Calder Vale St John C of E Primary School	Rural East and Uplands
CHU05	Kirkland & Catterall St Helens C of E Primary School	Rural Plain
CLE27	Manor Beach Primary School	Urban Peninsula
FL90	Rossall School	Urban Peninsula
FL64	St Marys Catholic Primary School	Rural Plain

## WYRE COUNCIL PLAYING PITCH AND OUTDOOR SPORT STUDY ASSESSMENT REPORT

Site ID	Site name	Analysis area
FOR08	Forton Primary School	Rural East and Uplands
GAR34	Garstang St Thomas C of E Primary School	Rural Central
BOW06	Garstang Community Academy	Rural East and Uplands
RCL03	Nateby Primary School	Rural Central
HAM05	Hambleton Primary Academy	Rural Plain
PIL14	Pilling St Johns C of E Primary School	Rural Mosslands
PRE04	Preesall Fleetwood's Charity C of E Primary School	Rural Plain
PRE03	St Aidan's Church of England High School	Rural Plain
PLF33	Baines School	Urban Peninsula
PLF39	Carleton St Hilda's C of E Primary School	Urban Peninsula
PLF74	Breck Primary School	Urban Peninsula
STA07	Stalmine Primary School	Rural Plain
TH51	Sacred Heart Catholic Primary School	Urban Peninsula
TH53	Thornton Primary School	Urban Peninsula
TH57	Royles Brook Primary School	Urban Peninsula
TH58	Thornton Cleveleys Baines' Endowed V.C. School	Urban Peninsula

### Demand

Activity on the dedicated rounders pitches is from school activity only.

Fleetwood Town FC Community Trust runs a community session throughout the summer at Fleetwood Memorial Park on Thursdays from 6-7pm. The site is not marked with a dedicated/formal rounders pitch and instead a pitch is marked out with cones when activity takes place. The session is run for children from eight to 18 years old.

There is no perceived demand or competitive club demand in or close to the Borough. There at present there is no current demand for marked formal pitches available for community use in the Borough. If a community club is founded in Wyre then there will be a requirement for community available pitches in the Borough.

### Supply and demand analysis

There is 43 rounders pitches across 21 sites in the Borough. All these pitches are located on educational sites. There is no identified formal club with all demand coming from the schools which the pitches are located on. Therefore, it is considered that there is sufficient supply of pitches for the demand which exists within educational settings.



# WYRE COUNCIL PLAYING PITCH AND OUTDOOR SPORT STUDY ASSESSMENT REPORT

---

## Other sports supply and demand summary

### **Baseball/Softball**

- ◀ There is no baseball or softball club based in Wyre. The closest club is Lytham St Annes Softball Club, which accesses provision at YMCA Ansdell Arena and Landsdowne Road Playing Field (Fylde).
- ◀ All demand likely to travel to neighbouring authority of Fylde to access Softball/baseball activity.

### **Rounders**

- ◀ There are 43 rounders pitches across 21 sites in Wyre. All these pitches are located at school sites and considered to be unavailable for community use.
- ◀ Activity on the dedicated rounders pitches is from school activity only.
- ◀ Fleetwood Town FC Community Trust runs a community session throughout the summer at Fleetwood Memorial Park on Thursdays from 6-7pm. This is the only known community activity in the Borough.

## PART 18: OVERALL SUMMARY

The below provides a summary of the key overarching issues which affect more than one sport or is a significant issue for one of the sports.

### Strategic issues

There is a notable lack of women's and girls' teams across the Borough. This is predominantly linked to ancillary provision such as changing rooms which are not able to provide sufficient facilities for women and girls participants. Several council sites also do not offer any ancillary provision or access to changing and toilets are limited. In addition, the quality of facilities often deters female participants from taking part in sports as they do not feel comfortable using poor quality or unsuitable facilities.

Whilst there are currently three 11v11 size 3G pitches, two at Poolfoot Farm Sports Complex are not considered fully available for community use during the week as the pitches are utilised by Fleetwood Town FC Academy for training. Due to a lack of pitches teams utilise sand based AGPs (ideally for hockey) and utilise some small sided 3G pitches for limited amounts of training, these are not the preferred facilities by the LFA, FF or the community football clubs. The result is a lack of 11v11 size 3G pitch provision in the Borough.

In general, shortfalls identified for grass pitches (i.e., football, cricket and rugby union and league) can likely be addressed through quality improvements as opposed to the need for new provision to be established.

The only open access tennis courts in Wyre are located at Fleetwood Memorial Park which are assessed as standard quality and is a priority site for the LTA to improve. Although there are several courts located on educational sites, none of these are available for community use, however, poor quality is a common issue.

### Operational issues

A lack of good quality drainage systems or inadequate natural drainage on grass pitch sites in Wyre contributes to the high number of poor quality pitches identified. Most council sites also receive basic maintenance, which generally includes cutting and marking the pitches with no other work done (this mostly affects football pitches). These two issues combined play a significant part in the poor quality ratings of grass pitches. This has led to grass pitches being overplayed with limited peak time capacity available resulting in current and future shortfalls.

Rugby union club pitches across the Borough struggle with drainage, mainly down to location of pitches (etc. Garstang RUFC being located on the banks of the River Wyre and Fleetwood RUFC pitches being located at sea level) the sites struggle to drain water quickly. In addition, these pitches also receive limited amounts of maintenance and whilst, drainage is the main issue onsite, improvements to maintenance of the pitches could help to address shortfalls.

## WYRE COUNCIL PLAYING PITCH AND OUTDOOR SPORT STUDY ASSESSMENT REPORT

---

There are several school sites which are unavailable for community use. These sites generally offer football pitches in the youth 11v11 format and tennis courts (albeit quality varies). However, if these pitches/courts were made available for community use through secured agreements it could help to address some shortfalls identified in the Borough.

### **Key club/site issues**

Garstang Football, Cricket & Tennis Clubs (Site ID: GAR06), has in the previous years had planning permission permitted for the development of the clubhouse onsite. At present, the ancillary provision provides poor quality facilities, which do not provide sufficiently for the sports clubs based onsite. In addition, the football club onsite requires the development of a 100 spectator standard in order to retain its place at Step 6 in the National League System.

Cottam Hall football pitches are overplayed, mainly due draining poorly which has left the pitches of poor and standard quality. In addition, the pavilion onsite is also of poor quality, with clubs reporting the building could become condemned if work is not undertaken to improve and improve the safety of the building in the near future. The council has recently commissioned a study for the building to explore options and suitable operating model for the future.

Wyre CC reports that it has unsecure tenure of its pitch at Cottam Hall. The Club currently rents the pitch onsite at Cottam Hall, having to negotiate an annual rent each term. Although, it is unlikely that the council will withdraw the pitch being available, the price of use for the pitch increases year on year and could in future be priced too high for the Club to afford.

Shireshead & Forton CC has a growing women's and girls' section. At present the ECB notes that the existing clubhouse onsite is small, outdated and no longer fit for purpose. The Club has plans drawn for a new changing block onsite and toilets onsite, which would be developed on the side of the current building.

There is currently no ancillary provision supporting the grass pitches at King George's Playing Fields (Fleetwood), the previous building was subject to an arson attack and had to be demolished. The council plans to develop a new purpose built clubhouse, working with Fleetwood Gym FC it plans to have plans drawn up, with the Club taking the building on a lease to maintain and run the facility.

Garstang HC reports not having enough access to the full size AGP at Garstang Community Academy. The Club has grown significantly in recent years and now has demand for an additional training night. At present, there is no additional space for additional training at Garstang Community Academy, during the week with the Club offering some training on an ad-hoc basis at Rossall School. The pitch at Garstang Community Academy currently accommodates football training during the week, mainly due to lack of 3G pitches available within the Borough.

# WYRE COUNCIL PLAYING PITCH AND OUTDOOR SPORT STUDY ASSESSMENT REPORT

## Primary school playing fields

In Wyre, there are currently 27 primary school sites which have unmarked playing fields (see table below). The schools, have grass playing fields, however, no formal pitch markings are apparent on the fields (as confirmed using Google Earth imagery *circa* 2022) and therefore, no formal sports can take place. These playing fields are all relatively small but could be marked for youth and mini pitches across a number of sports, with some previously being marked for football.

Table 18.1: Primary school sites with unmarked playing fields

Site ID	Site name	Post Code	Analysis Area	Active Places ID	GI Audit categorisation
BIL11	Bilsborrow John Cross C of E School	PR3 0RE	Rural East and Uplands	6012802	School grounds
PLF74	Breck Primary School	FY6 7HE	Urban Peninsula	6014236	School grounds
REU18	Calder Vale St John C of E Primary School	PR3 1SR	Rural East and Uplands	6012940	School grounds
PLF35	Carleton Green Community Primary School	FY6 7TF	Urban Peninsula	6012734	School grounds
PLF39	Carleton St Hilda's C of E Primary School	FY6 7PE	Urban Peninsula	6012674	School grounds
PLF36	Carr Head Primary School	FY6 8JB	Urban Peninsula	6012786	School grounds
FL59	Charles Saer Community Primary School	FY7 8DD	Urban Peninsula	1069093	School grounds
FL62	Flakefleet Primary School	FY7 7ND	Urban Peninsula	6012771	School grounds
FOR08	Forton Primary School	PR3 0AS	Rural East and Uplands	6012806	School grounds
GAR34	Garstang St Thomas C of E Primary School	PR3 1PB	Rural Central	6012846	School grounds
GRE12	Great Eccleston Copp C of E Primary School	PR3 0ZN	Rural Plain	6012709	School grounds
HAM05	Hambleton Primary Academy	FY6 9BZ	Rural Plain	6012672	School grounds
INS04	Inskip St Peter's Church of England Voluntary Aided School	PR4 0TT	Rural Plain	6012697	School grounds
CHU05	Kirkland & Catterall St Helens C of E Primary School	PR3 0HS	Rural Plain	6012829	School grounds
FL63	Larkholme Primary School	FY7 8QB	Urban Peninsula	6012699	School grounds
CLE27	Manor Beach Primary School	FY5 1EU	Urban Peninsula	6012814	School grounds
RCL03	Nateby Primary School	PR3 0JH	Rural Central	6012275	School grounds
CLE35	Northfold Community Primary School	FY5 2NL	Urban Peninsula	6013001	School grounds
PLF38	Poulton-Le-Fylde St Chads C of E Primary School	FY6 7SR	Urban Peninsula	6012854	School grounds

## WYRE COUNCIL PLAYING PITCH AND OUTDOOR SPORT STUDY ASSESSMENT REPORT

Site ID	Site name	Post Code	Analysis Area	Active Places ID	GI Audit categorisation
TH57	Royles Brook Primary School	FY5 2TY	Urban Peninsula	6012977	School grounds
GAR35	St Mary and Michael Catholic Primary School	PR3 1RB	Rural East and Uplands	6012639	School grounds
GRE9	St Marys Catholic Primary School	PR3 0ZJ	Rural Plain	30005035	School grounds
STM07	St Michaels-on-the-Wyre C of E Primary School	PR3 0UA	Rural Plain	6012787	School grounds
PIL13	St William's Catholic Primary School	PR3 6AL	Rural Mosslands	6012819	School grounds
STA07	Stalmine Primary School	FY6 0LR	Rural Plain	6012807	School grounds
TH59	Stanah Primary School	FY5 5JR	Urban Peninsula	6012952	School grounds
TH58	Thornton Cleveleys Baines' Endowed V.C. School	FY5 5BJ	Urban Peninsula	6012794	School grounds
PRE01	Park Lane	FY6 0NP	Rural Plain	-	School grounds

## APPENDIX 1: SPORTING CONTEXT

The following section outlines a series of national, regional and local policies pertaining to the study and which will have an important influence on the Strategy.

### National context

The provision of high quality and accessible community outdoor sports facilities at a local level is a key requirement for achieving the targets set out by the Government and Sport England. It is vital that this strategy is cognisant of and works towards these targets in addition to local priorities and plans.

#### ***Department of Media Culture and Sport Get Active: A Strategy for the Future of Sport and Physical Activity (2023)***

The Government published its new strategy for sport in August 2023. The 2015 government sport strategy, Sporting Future: A New Strategy for a More Active Nation, was a fundamental re-framing of sport and physical activity in the UK. It set out five outcomes delivered by sport and physical activity:

- ◀ Physical wellbeing
- ◀ Mental wellbeing
- ◀ Individual development
- ◀ Social and community development
- ◀ Sustainable economic development

This new strategy builds on the foundations of Sporting Future and retains these five outcomes at its core. In order to measure its success in producing outputs which accord with these aims it has also adopted a series of three core priorities, with seven indicators to achieve these priorities as follows:

- ◀ **Being unapologetically ambitious in making the nation more active**
  - ◀ Ensuring everyone is focused on increasing physical activity, meaning fewer inactive children, and narrowing the gap on inactivity where groups are not being reached, with visible progress across the country by 2030
  - ◀ Focusing on evidence, data and metrics
  - ◀ Setting the future direction for facilities and spaces where people can be active
- ◀ **Making sport and physical activity more inclusive and welcoming for all that everyone can have confidence that there is a place for them in sport**
  - ◀ Helping the sector to be welcoming to all
  - ◀ Improving how issues and concerns are dealt within the sector
- ◀ **Moving towards a more sustainable sector that is more financially resilient and robust**
  - ◀ Supporting the sector to access additional, alternative forms of investment
  - ◀ Working towards a more environmentally sustainable sector

## WYRE COUNCIL PLAYING PITCH AND OUTDOOR SPORT STUDY ASSESSMENT REPORT

---

Delivering against these priorities will help create a more active nation and a more sustainable sport sector. These aims are complementary; greater participation, stronger governance and confidence in the sector will help to drive investment, which in turn helps to attract new audiences. The vision is to make sport and physical activity accessible, resilient, fun and fair, for now and the years to come – for the benefit of individuals and the country.

### ***Sport England Uniting the Movement: Our 10-year vision to transform lives and communities through sport (2021-2031)***

Sport and physical activity makes people happier and healthier, and movement is the lens through which we can make that happen. It does the same thing for our communities, with life-changing, sustainable benefits that have huge economic and social value. That's why Sport England wants sport and physical activity to be recognised as essential to help overcome these national challenges.

The Strategy recognises the need to invest in sport and physical activity through NGBs, other sports bodies and local sports clubs, organisations and community groups to increase engagement for different groups as part of our core purpose. It states that there is now a need to go further in promoting movement in general as the means to unlock sport and activity for some people.

### ***Tackling inequalities***

There are deep-rooted inequalities in sport and physical activity, which means that there are people who feel excluded from being active because the right options and opportunities aren't there. These inequalities are at the very core of the Uniting the Movement.

Sport England plans on having a laser focus on tackling inequalities in all that it does, because providing opportunities to people and communities that have traditionally been left behind, and helping to remove the barriers to activity is vitally important.

### ***National Planning Policy Framework (2023)***

The National Planning Policy Framework (NPPF) sets out planning policies for England. It details how these changes are expected to be applied to the planning system. It also provides a framework for local people and their councils to produce distinct local and neighbourhood plans, reflecting the needs and priorities of local communities.

The NPPF states the purpose of the planning system is to contribute to the achievement of sustainable development. It identifies that the planning system needs to focus on three themes of sustainable development: economic, social and environmental. A presumption in favour of sustainable development is a key aspect for any plan-making and decision-taking processes. In relation to plan-making the NPPF sets out that Local Plans should meet objectively assessed needs.

## WYRE COUNCIL PLAYING PITCH AND OUTDOOR SPORT STUDY ASSESSMENT REPORT

---

The 'promoting healthy communities' theme identifies that planning policies should be based on robust and up-to-date assessments of the needs for open space, sports and recreation facilities and opportunities for new provision. Specific needs and quantitative or qualitative deficiencies or surpluses in local areas should also be identified. This information should be used to inform what provision is required in an area.

As a prerequisite the NPPF states existing open space, sports and recreation buildings and land, including playing fields, should not be built on unless:

- ◀ An assessment has been undertaken, which has clearly shown that the open space, buildings or land is surplus to requirements.
- ◀ The loss resulting from the proposed development would be replaced by equivalent or better provision in terms of quantity and quality in a suitable location.
- ◀ The development is for alternative sports and recreational provision, the needs for which clearly outweigh the loss.

In order for planning policies to be 'sound' local authorities are required to carry out a robust assessment of need for open space, sport and recreation facilities.

### ***The FA National Football Facilities Strategy (2018-28)***

The Football Association's (FA) National Football Facilities Strategy (NFFS) provides a strategic framework that sets out key priorities and targets for the national game (i.e., football) over a ten-year period.

The Strategy sets out shared aims and objectives it aims to deliver on in conjunction with The Premier League, Sport England and the Government, to be delivered with support of the Football Foundation.

These stakeholders have clearly identified the aspirations for football to contribute directly to nationally important social and health priorities. Alongside this, the strategy is clear that traditional, affiliated football remains an important priority and a core component of the game, whilst recognising and supporting the more informal environments used for the community and recreational game.

Its vision is: *"Within 10 years we aim to deliver great football facilities, wherever they are needed"*

£1.3 billion has been spent by football and Government since 2000 to enhance existing football facilities and build new ones. However, more is needed if football and Government's shared objectives for participation, individual well-being and community cohesion are to be achieved. Nationally, direct investment will be increased – initially to £69 million per annum from football and Government (a 15% increase on recent years).

The NFFS investment priorities can be broadly grouped into six areas, recognising the need to grow the game, support existing players and better understand the different football environments:



# WYRE COUNCIL PLAYING PITCH AND OUTDOOR SPORT STUDY ASSESSMENT REPORT

---

- ◀ **Improve 20,000 Natural Turf pitches**, with a focus on addressing drop off due to a poor playing experience;
- ◀ **Deliver 1,000 3G AGP 'equivalents'** (mix of full size and small sided provision, including MUGAs - small sided facilities are likely to have a key role in smaller / rural communities and encouraging multi-sport offers), enhancing the quality of playing experience and supporting a sustainable approach to grass roots provision;
- ◀ **Deliver 1,000 changing pavilions/clubhouses**, linked to multi-pitch or hub sites, supporting growth (particularly in women and girls football), sustainability and providing a facility infrastructure to underpin investment in coaching, officials and football development;
- ◀ **Support access to flexible indoor spaces**, including equipment and court markings, to support growth in futsal, walking football and to support the education and skills outcomes, exploiting opportunities for football to positively impact on personal and social outcomes for young people in particular;
- ◀ **Refurbish existing stock to maintain current provision**, recognising the need to address historic under-investment and issues with refurbishment of existing facilities;
- ◀ **Support testing of technology and innovation**, building on customer insight to deliver hubs for innovation, testing and development of the game.

## ***Time for Change: The FA Strategy (2020-2024)***

The new FA strategy aims to take the FA and English football forward with bold leadership and ambitious targets to build on the progress of the last four years. It identifies six Game Changer objectives and eight Serve the Game objectives which demonstrate its determination to substantially change the fabric of the game and address key societal issues.

The Game Changer objectives are:

- ◀ Win a major tournament
- ◀ Serve two million + through a transformed digital platform
- ◀ Equal opportunities for every girl
- ◀ Deliver 5,000 quality pitches
- ◀ A game free from discrimination
- ◀ Maximise the appeal and revenue of the FA cups and Women's Super League

These are underpinned by its eight Serve the Game objectives, which are:

- ◀ Trusted, progressive regulation and administration
- ◀ Safe and inclusive football pathways and environment
- ◀ Personalised and connected learning experiences
- ◀ Maximum investment into the game
- ◀ Diverse, high performance workforce and inclusive culture
- ◀ World class venues and events
- ◀ Strong reputation and clear brand identity
- ◀ Technology enabled and insight driven

# WYRE COUNCIL PLAYING PITCH AND OUTDOOR SPORT STUDY ASSESSMENT REPORT

---

## ***England and Wales Cricket Board (ECB) Inspiring Generations (2020-2024)***

The England and Wales Cricket Board unveiled a new strategic plan in 2019. The strategic plan aims to connect communities and improve lives by inspiring people to discover and share their passion for cricket

The plan sets out six important priorities and activities, these are:

- ◀ ***Grow and nurture the core***
  - ◀ Create an infrastructure investment fund for First Class County Clubs (FCCs)
  - ◀ Introduce a new Community Investment Funding for FCCs and County Cricket Boards (CCBs)
  - ◀ Invest in club facilities
  - ◀ Develop the role of National Counties Cricket
  - ◀ Further invest in County Competitions
- ◀ ***Inspire through elite teams***
  - ◀ Increase investment in the county talent pathway
  - ◀ Incentivise the counties to develop England Players
  - ◀ Drive the performance system through technology and innovation
  - ◀ Create heroes and connect them with a new generation of fans
- ◀ ***Make cricket accessible***
  - ◀ Broaden crickets appeal through the New Competition
  - ◀ Create a new digital community for cricket
  - ◀ Install non-traditional playing facilities in urban areas
  - ◀ Continue to deliver South Asian Action Plans
  - ◀ Launch a new participation product, linked to the New Competition
- ◀ ***Engage children and young people***
  - ◀ Double cricket participation in primary schools
  - ◀ Deliver a compelling and coordinated recreational playing offer from age five upwards
  - ◀ Develop our safeguarding to promote safe spaces for children and young people
- ◀ ***Transform women's and girls' cricket***
  - ◀ Grow the base through participation and facilities investment
  - ◀ Launch centres of excellence and a new elite domestic structure
  - ◀ Invest in girls' county age group cricket
  - ◀ Deliver a girls' secondary school programme
- ◀ ***Support our communities***
  - ◀ Double the number of volunteers in the game
  - ◀ Create a game-wide approach to Trust and Foundations through the cricket network
  - ◀ Develop a new wave of officials and community coaches
  - ◀ Increase participation in disability cricket

# WYRE COUNCIL PLAYING PITCH AND OUTDOOR SPORT STUDY ASSESSMENT REPORT

---

## ***The Rugby Football Union Strategy 2021 Onwards***

Through the strategy, the RFU aims to enrich lives, introduce more people to rugby union and develop the sport for future generations. The goal is to achieve this by strengthening and uniting rugby union in England and producing consistently winning England teams.

Eight key strategic priorities are identified with all investment decisions aligned to these. The strategy also outlines the RFU's core activities which form the backbone of its business operations and services to the game.

The priorities include four 'Game Objectives' and four 'Driving Objectives' as detailed below.

### Game Objectives:

- ◀ Enjoyment – enable positive player experiences on and off the field
- ◀ Winning England – create the best possible high-performance system for England Rugby
- ◀ Welfare – enhance player welfare to protect and support the wellbeing of players
- ◀ Flourishing rugby communities – support clubs to sustain and grow themselves and to reflect society

### Driving Objectives:

- ◀ Diversity & Inclusion – drive rugby union in England to reflect the diversity of society
- ◀ Understand – build a deep understanding of players, volunteers and fans to shape the future of the game
- ◀ Connect – connect with and grow the rugby community and create exceptional experiences

Commercial and operational excellence – ensure a sustainable and efficient business model delivered by an inspired workforce.

## ***Rugby Football League Strategic Plan 2015 – 2021***

The RFL is currently in the process of developing a new facilities strategy. However, its most recent strategy aims to establish rugby league as “a growing sport, available throughout the country, that is recognised as providing positive experience for all participants and spectators, in environments that are welcoming, inclusive, vibrant, safe and comfortable - encouraging people to return again and again, featuring:

- ◀ Financially viable and sustainable professional clubs creating stable employment opportunities, showcasing local, national and international playing talent, and leading the sport's development - and making a difference - in their own communities;
- ◀ Welcoming community clubs, putting players first, offering recreational enjoyment for children and adults alike in a safe and inclusive environment;

## WYRE COUNCIL PLAYING PITCH AND OUTDOOR SPORT STUDY ASSESSMENT REPORT

---

- ◀ A central organisation that stands out for excellence, innovation, mutual respect, integrity and inclusion that understands its role in servicing the wider sport;
- ◀ A sports that lives its values in all its decisions and actions.

This vision is underpinned by 13 core principles, including:

- ◀ **An integrated whole sport.** Each constituent part of the sport will have a responsibility to ensure the good health of the entire game;
- ◀ **Return on investment.** Investment will be targeted to ensure the sustainability of member clubs, and growth in the number and quality of players thus seeking an effective return for the game;
- ◀ **Financial parameters.** Financial distributions will be undertaken to ensure the whole of the game will move forward together;
- ◀ **Geographic expansion.** Geographic expansion of the sport should be carried out in a proportionate and sustainable manner.

### ***Rugby League World Cup ‘Inspired by 2021’ Legacy Programme***

The Rugby League World Cup 2021 will develop a £10 million legacy programme with funds driven into local clubs and community projects. The government investment, delivered by Sport England, is part of RLWC 2021’s ambitious plan to grow the sport and make it more visible, engaging and welcoming to current and potential participants.

The funding will be split into large transformational community projects, such as changing room improvements and new artificial grass pitches with the remaining funding used for smaller scale initiatives such as supplying new kit and equipment to promote club and community development.

The investment will focus on the following four key areas:

- ◀ Creating welcoming environments
- ◀ Encouraging participation growth
- ◀ Building community engagement
- ◀ Cultivating further investment

### ***England Hockey Strategy***

England Hockey is currently in the process of developing a new facilities strategy, however, the current facilities strategy can be found [here](#) and is summarised below.

**Vision:** For every hockey club in England to have appropriate and sustainable facilities that provide excellent experiences for players.

**Mission:** More, Better, Happier Players with access to appropriate and sustainable facilities

The 3 main objectives of the facilities strategy are:

- ◀ **PROTECT: To conserve the existing hockey provision**

## WYRE COUNCIL PLAYING PITCH AND OUTDOOR SPORT STUDY ASSESSMENT REPORT

---

- There are currently over 800 pitches that are used by hockey clubs (club, school, universities) across the country. It is important to retain the current provision where appropriate to ensure that hockey is maintained across the country.
- ◀ **IMPROVE: To improve the existing facilities stock (physically and administratively)**
  - The current facilities stock is ageing and there needs to be strategic investment into refurbishing the pitches and ancillary facilities. England Hockey works to provide more support for clubs to obtain better agreements with facilities providers & education around owning an asset.
- ◀ **DEVELOP: To strategically build new hockey facilities where there is an identified need and ability to deliver and maintain. This might include consolidating hockey provision in a local area where appropriate.**

England Hockey has identified key areas across the country where there is a lack of suitable hockey provision and there is a need for additional pitches, suitable for hockey. There is an identified demand for multi pitches in the right places to consolidate hockey and allow clubs to have all of their provision catered for at one site.

### ***England Athletics Strategic Plan – Athletics & Running: for everyone, forever – 2017 and beyond***

This plan sets out England Athletics' mission, vision and strategic priorities that will direct how they work as an organisation during the coming years: what they do and how they will do it.

**Vision:** Make athletics and running the most inclusive and popular sport in England, led by a network of progressive clubs and organisations and supported by a sustainable, respected and trusted governing body.

For England Athletics to achieve this vision, they will focus on three values:

- Pride – taking pride in their work and demonstrating to athletes that they recognise the importance of their role in bettering athletics.
- Integrity – demonstrate integrity to earn respect and to build effective partnerships.
- Inclusivity – promote inclusivity in all their actions.

**Mission:** To grow opportunities for everyone to experience athletics and running, to enable them to reach their full potential.

In order to achieve their mission, England Athletics will have three strategic priorities.

1. To expand the capacity of the sport by supporting and developing its volunteers and other workforce. The target is to achieve a 6% increase every year of licensed leaders, coaches and officials.
2. To sustain and increase participation and performance levels in our sport. To achieve this, England Athletics' current targets are to increase the number of club registered athletes from (149,000 to 172,000), engage 135,000 people

## WYRE COUNCIL PLAYING PITCH AND OUTDOOR SPORT STUDY ASSESSMENT REPORT

---

through the RunTogether programme and to increase athlete performance levels across all events and disciplines by 1% every year.

3. To influence participation in the wider athletics market. Their target here is to increase the number of regular athletes or runners by at least one million.

### ***England Athletics Facility Strategy (2018 – 2025)***

The purpose of this document is to set out our long term vision for athletics facilities in England. Facilities form a vital component of the overall England Athletics strategy.

The development, protection and enhancement of facilities will support our strategic plan and help England Athletics contribute to the delivery of the Department for Culture, Media and Sport's Sporting Futures: A New Strategy for Sport and Sport England's strategy Towards an Active Nation. Appropriate facilities help to attract and inspire new participants and provide the foundation and focus for a significant proportion of the England Athletics family.

The England Athletics Strategic Plan notes that the sport increasingly needs to become financially sustainable and that a business-like and innovative approach is a vital component of its future success. Facilities are fundamental, but they are also expensive to create and to maintain. The sport therefore faces a significant challenge to develop, improve and maintain facilities, most of which are currently operated and funded by third parties.

This strategy sets out a challenge to all those involved with the delivery of the sport to be innovative and business like in the operation and development of facilities at a time of financial challenge, as it aims "To create an innovative and inspiring network of sustainable athletic facilities, with the capacity to meet both current and future demand across England".

### ***Tennis in Britain - LTA Strategy***

The LTA's vision for 2019 – 2023, Tennis Opened Up includes seven strategies relating to three objectives which are built around its mission 'to grow tennis by making it relevant, accessible, welcoming and enjoyable'.

#### **Objectives**

- ◀ Increase the number of fans on our database from [623,602] to [1,000,000] by 2023.
- ◀ More people playing more often;
  - Increase the number of adults playing tennis each year from [7.7% (4,018,600)] of the population to [8.5% (4,420,460)], and the frequency of adults playing tennis twice a month 2.5% 1,311,800 to 1.9% 1,500,000 by 2023.
  - The number of children playing tennis once a week from 550,000 to 700,000 (7.9% to 10% of the population) by 2023.
- ◀ Enable 5 new players to break into the top 100 by 2023 and inspire the tennis audience.

# WYRE COUNCIL PLAYING PITCH AND OUTDOOR SPORT STUDY ASSESSMENT REPORT

## Strategies

1. Visibility -Broaden relevance and increase visibility of tennis all year round to build engagement and participation with fans and players.
2. Innovation - Innovate in the delivery of tennis to widen its appeal.
3. Investment - Support community facilities and schools to increase the opportunities to play
4. Accessibility - Make the customer journey to playing tennis easier and more accessible for anyone
5. Engagement - Engage and collaborate with everyone involved in delivering tennis in Britain, particularly coaches and volunteers to attract and maintain more people in the game.
6. Performance - Create a pathway for British champions that nurtures a diverse team of players, people and leaders.
7. Leadership - Lead tennis in Britain to the highest standard so it is a safe, welcoming, well-run sport.

### **British Crown Green Bowling Association**

Please note there is no current facility guidance provided by British Crown Green Bowling Association responsible for crown green bowls in England.

<https://www.bcgba.org.uk/>

### **British Cycling Lead our Sports – Inspire our communities<sup>55</sup>**

British Cycling’s Strategy identifies seven key priorities for cycling before the Paris Olympics in 2024. These priorities are:

- ◀ Inspiring Performances
- ◀ Grow Communities
- ◀ Engage the Next Generation
- ◀ Flagship Events
- ◀ Cycling for Everyone
- ◀ Work Together
- ◀ Equipped for Success

The seven priorities are not everything that British Cycling will do, but that can have the greatest impact over the next 36 months. The priorities are all interconnected and are cross interdependencies – achieving one strategic priority is often reliant upon achieving the other. For each of the priorities, the Strategy sets out the measures of success:

Priority	Sub priority	Measures
Inspiring Performances	Sustain inspirational global elite cycling success	<ul style="list-style-type: none"> <li>◀ Win 10 Olympic and 15 Paralympic medals.</li> <li>◀ Creation of a development plan to support elite non Olympic and Paralympic disciplines.</li> </ul>

<sup>55</sup> [British Cycling Lead our Sports](#)

# WYRE COUNCIL PLAYING PITCH AND OUTDOOR SPORT STUDY ASSESSMENT REPORT

Priority	Sub priority	Measures
		<ul style="list-style-type: none"> <li>Increase by 10% the number of riders in the talent pathway across ethnic communities, disability and low socioeconomic backgrounds.</li> </ul>
Grow Communities	Grow and serve our cycling communities	<ul style="list-style-type: none"> <li>Diversify and grow our cycling communities.</li> <li>Grow membership from 150k to 250k.</li> <li>Increase affiliated clubs and groups by 20%</li> </ul>
Engage the Next Generation	Encourage more children and young people to make cycling a lifelong habit	<ul style="list-style-type: none"> <li>Increase the number of children and young people in clubs or groups by 20%.</li> <li>Increase by 10% the number of children and young people participating across ethnic communities, disability and low socio-economic backgrounds.</li> <li>Increased awareness and perception of British Cycling in a younger audience through yearly tracking.</li> </ul>
Flagship Events	Host world class major events to excite and inspire	<ul style="list-style-type: none"> <li>Achieve major event hosting targets across disciplines.</li> <li>Support the legacy impact of both the 2022 Commonwealth Games and the Cycling World Championships 2023.</li> <li>Increase the opportunities for British riders to perform on home soil.</li> </ul>
Cycling for Everyone	Ensure cycling is open to everyone	<ul style="list-style-type: none"> <li>Put in place robust tracking and increased diversity in facilitators and governance.</li> <li>90% of our communities to believe cycling is an inclusive activity and a sport for them.</li> <li>Increase participation in our sport across genders, ages, ethnicity, disability, sexual orientation and low socioeconomic backgrounds by 10%.</li> </ul>
Work Together	Work together with everyone who makes cycling happen	<ul style="list-style-type: none"> <li>A 25% increase in the percentage of cycling facilitators that feel appreciated for the work they do.</li> <li>Retain, grow and diversify the range of partners in line with our strategic priorities.</li> </ul>
Equipped for Success	Deliver our strategy effectively and efficiently	<ul style="list-style-type: none"> <li>100% increase in the diversity of the industries represented in the British Cycling partnership portfolio.</li> <li>Grow and diversify income streams.</li> </ul>

## **England Golf Course Planner – Strategic Direction (2021-2025)**

England Golf has always had a mission to lead, support, inspire and deliver for its community of golfers, golf clubs and counties. To help enable this, its Course Planner forms the core of its strategy, with 18 guiding principles established that are designed to best position growth in the game:

- Strengthen governance in all aspects of the sport
- Deliver safeguarding throughout the golfing community
- Utilise data and technology to enhance decision making



## WYRE COUNCIL PLAYING PITCH AND OUTDOOR SPORT STUDY ASSESSMENT REPORT

---

- ◀ Drive equality and equity in everything it does
- ◀ Support golf clubs with member recruitment and retention
- ◀ Connect and engage with all golfers
- ◀ Inspire and educate golf's network of volunteers
- ◀ Increase golf's influence
- ◀ Advocate and inform on all elements of sustainability
- ◀ Drive diversity at all levels of golf
- ◀ Create more opportunities for junior and young adults
- ◀ Promote the health and wellbeing of golf
- ◀ Inspire more women and girls to play golf
- ◀ Develop greater access for disabled people
- ◀ Enthuse all golfers through relatable role models
- ◀ Communicate a positive perception change for golf
- ◀ Deliver an excellent talent development pathway
- ◀ Host best-in-class competitions for all golfers

### ***England Netball***

In November 2021 England Netball launched a 10-year 'Adventure Strategy' for the game with a new brand identity for the organisation.

England Netball's 'Adventure Strategy' shares a purpose-led ambition for the game, to build on the momentum the sport has seen in recent years and take it to new heights for the decade ahead.

The 'Adventure Strategy' outlines the intention to:-

- ◀ accelerate the development and growth of the game at every level, from grassroots to the elite,
- ◀ elevate the visibility of the sport, and
- ◀ lead a movement to impact lives on and beyond the court.

At the heart of its purpose, England Netball, with its proud and unique female foundations, will remain dedicated to increasing opportunities for women and girls to play the game as a priority, working tirelessly to address the gender participation gap in sport that has widened since the global pandemic.

Underpinned by years of engaging with and delivering netball for female communities, the organisation pledges to understand, support and nurture women and girls more deeply at every life stage, at every age.

The organisation is also committed to opening the sport to new audiences in every community, so netball better represents the rich diversity of the country it proudly represents, and ensures the sport continues to evolve and adapt to thrive in the future, helping to create a truly inclusive sport for all where everyone can belong, flourish and soar. A recent partnership announcement with England Men's and Mixed Netball Association (EMMNA) to help develop and grow male participation in the game, supports this commitment as England Netball pledges to promote difference and embrace the opportunity to make the sport a possibility within everyone's reach.

## WYRE COUNCIL PLAYING PITCH AND OUTDOOR SPORT STUDY ASSESSMENT REPORT

---

Transforming netball for children and young people is a strategic priority to protect the future of the sport. Working with schools and policy makers to extend physical literacy within, and after the school day with a focus on netball specific provision will pave the way for greater community participation. The organisation will accelerate the expansion of its Bee Netball programme for young children, whilst supporting teens and young women to stay in the game to keep them physically active and in the game for life.

### *Facility Development*

The facility development aspirations stated within the Strategy are to:-

- ◀ Take a fresh look at the spaces required to support the sport, creating accessible places in every community to allow netball to be incorporated into how and where women and girls live their lives;
- ◀ Protect, enhance, and extend the network of homes that house the sport at a local and regional level;
- ◀ Develop an elite domestic professional competition that supports full time athletes underpinned by a world class infrastructure and environments.
- ◀ For England Netball to achieve its ambitions to make the game accessible to wider audiences and in every community, it encourages Local Authorities to adopt policies within Playing Pitch Strategies and Built Facilities Strategies that:-
- ◀ Facilitates informal netball activity within neighbourhood multi use games areas for example by installing combined outdoor basketball and netball goals and art courts in Neighbourhood Equipped Areas for Play (NEAPs).
- ◀ Incorporates the cultural and health needs of women and girls within any designs for improved or new facilities.
- ◀ Protects and enhances netball facilities within all Primary and Secondary School environments so they offer a positive first experience of the sport for students and the wider community during out of school hours.
- ◀ Supports the installation of floodlights on outdoor courts to increase all year-round use.
- ◀ Facilitates the development of netball growth programmes, club training and competition within public leisure centres.
- ◀ Where appropriate, supports the development of netball homes and performance environments that enable local women and girls to pursue a career in netball as an elite athlete, official, coach or administrator.

### **Archery GB's Strategic Plan (2021-2026)**

This Strategic Plan aims to enrich lives through archery and rebuild, reimagine and re-present archery in the next five years. To do this, it has six strategic ambitions:

- ◀ Membership structure – an effective and efficient governance and delivery structure for the whole sport, with a member-centric membership offer.
- ◀ Empowering workforce – connections that engage, recruit and support the thousands of people who create opportunities for archery to happen.

## WYRE COUNCIL PLAYING PITCH AND OUTDOOR SPORT STUDY ASSESSMENT REPORT

---

- ◀ Diversity throughout – a diverse and inclusive organisation that enables everyone to be themselves and develop in a way that suits them.
- ◀ Archer recruitment – a revitalised club network, rebuilding from the damage of Covid-19, new groups, partnerships, places that increase the breadth of our archery communities.
- ◀ Digital first – putting digital transformation at the heart of the organisation, leveraging technology to modernise systems and resources.
- ◀ Pathway & podium – redefine GB performance archery and be the pioneers on the world archery stage.

### ***BaseballSoftballUK's Strategic Plan (2020-24)***

This Strategic Plan aims to have more people playing baseball and softball in more places. Its strategic priorities to achieve this include:

- ◀ Targeted participation growth

To encourage and enable growth, working with a range of partners and organisations to reach new audiences:

- a) Coordinating a children and young people participation plan that establishes local youth leagues particularly for baseball and girls fastpitch, underpinned by strong schoolclub links.
- b) Further developing adult baseball and softball in the Higher Education and the workplace.
- c) Facilitating and enhancing playing opportunities for LGBTQ+ people, women and girls, lower socio-economic communities, BAME people and those with a disability.

- ◀ Talent development

We will build an effective and efficient talent identification and development pathway:

- a) Supporting home-grown talent from all communities, reducing financial barriers that prevent talent from blossoming.
- b) Developing and communicating clear performance pathways from grassroots to elite.
- c) Delivering regular high-quality coaching opportunities, in appropriate facilities.

- ◀ Efficient grassroots support services

Spanning baseball and softball, we will support grassroots organisations to be stronger, safer and sustainable:

- a) Offering services that add value in safeguarding, integrity, administration, technology and marketing, through collaborative working.
- b) Coordinating UK-wide and home country development plans for baseball, and for slowpitch and fastpitch softball, spanning grassroots, talent and workforce development.
- c) Supporting grassroots organisations to become an important part of their local community.

## WYRE COUNCIL PLAYING PITCH AND OUTDOOR SPORT STUDY ASSESSMENT REPORT

---

d) Taking a leading role in enabling the improvement and creation of appropriate local playing facilities.

◀ Organisational sustainability

Build the organisation and sports to be more financially sustainable, including:

- a) Increasing and diversifying our partnerships and funding sources.
- b) Realising the potential of our workforce, assets, services and relationships.
- c) Increasing funding from events, fundraising and sponsorship.

# WYRE COUNCIL PLAYING PITCH AND OUTDOOR SPORT STUDY ASSESSMENT REPORT

## APPENDIX 2: NON TECHNICAL ASSESSMENT SHEETS

### Grass football pitch non-technical assessment sheet

Non Technical Visual Quality Assessment - Football						
Please complete one form per pitch						
Site reference:			Site Name:			
6 figure grid reference			Pitch ID(s):			
Number of football pitches on site:			Pitch size:	(Adult 11v11, Youth 11v11, 9v9, 7v7 Mni, 5v5, 7v7)		
Availability			Are any other pitches marked out over this pitch?	<input type="checkbox"/> <small>If yes, please indicate what pitches are overmarked? (i.e. one youth pitch is overmarked on a adult pitch) in Pitch Issues</small>		
Weather at time of visit & date of visit						
Pitch Issues:						
Assessment Criteria (please rank each of the following aspects for each pitch with an 'X' in the coloured box to the right of the chosen answer)						
Element (Gathered via a non technical site assessment)	Rating			Guidance notes	Comments	
<b>Playing surface</b>						
Grass Cover	Good >80%		Adequate 60-80%		Poor <60%	Advice is to walk through the middle of the pitch
Does the pitch meet The FA minimum size?	Yes - as per the FA recommended size		Within FA recommended guidelines		No	See size chart below for recommended dimensions
Slope of pitch (gradient and cross fall)	Flat		Moderate		Severe	
Length of grass	Good		Too long		Too short	Good 30mm-50mm, Too long 51mm plus, Too short 29mm less
Evenness of pitch	Good		Adequate		Poor	
Problem Areas: Evidence of dog fouling/glass/litter/vehicle tracks	None		Yes - some		Yes - lots	
Problem Areas: Evidence of unofficial use/damage to the surface	None		Yes - some		Yes - lots	
Problem Areas: Evidence of poor drainage	No evidence of standing water or poor drainage		Some evidence of poor drainage		Yes, poor drainage	
<b>Maintenance programme (information from maintenance schedule/grounds team/club survey)</b>						<b>Section total</b>
Grass cutting	Yes, as required		Yes, but not frequent enough		No	
Seeded	Yes, as required		Not known		No	
Aerated (per year)	Three or more times		Once/ twice		No	
Sand dressed	Within the last 12 months		Within the last 2 years		No	
Fertilised	Within the last 12 months		Within the last 2 years		No	
Weed killed	Within the last 12 months		Within the last 2 years		No	
						<b>Section total</b>
NB If none of this information is provided you should assume that only the grass is being cut and the rest of the maintenance items should be marked with the lowest score option.						
PITCH SCORE			0.0%	RATING	Poor	

# WYRE COUNCIL PLAYING PITCH AND OUTDOOR SPORT STUDY ASSESSMENT REPORT

## Rugby pitch non-technical assessment sheet

Non Technical Visual Quality Assessment - Rugby Union										
Please complete one form per pitch										
Site reference										Site Name
6 figure grid reference										Pitch ID(s)
Date of assessment										Pitch size
Number of pitches on site										(Senior, Mini/Midi)
Availability										Are any other pitches marked out over this pitch?
Community Use - used, Community Use - unused, No Community Use, Available but Unused										
Weather at time of visit										If yes, please indicate what pitches are overmarked? (i.e. one mini/midi pitch is overmarked on a senior pitch) in Pitch Issues
General comments/observations										
Assessment Criteria (please rank each of the following aspects for each pitch with an 'X' in the coloured box to the right of the chosen answer)										
Qualitative information (gathered on site)	Rating						Guidance notes	Comments		
Grass Coverage	Good		Adequate		Poor		>90% = good. <80% = poor			
Size of pitch	Acceptable (between recommended minimum and maximum sizes)		Flag for further investigation (below recommended minimum size)		Unacceptable (above maximum size)		Maximum size = width 70m, goal line to goal line 100m, in goal area 22m, run offs 5m where practical. Recommended minimum size = width 68m, goal line to goal line 94m, in goal area 6m, run offs 5m where practical.			
Length of grass	Too Long		Good		Too short		Too long = >75mm. Too short = <50mm			
Problem Areas: Evidence of glass/litter/vehicle tracks/dog fouling	None		Yes - some		Yes lots					
<b>GOALPOSTS</b>										
Are goalposts installed?	Yes		No							
Is there any obvious danger on posts?	Yes		No							
Are the posts stable in the ground?	Yes		No							
Is the crossbar fixed securely?	Yes		No							
Is there evidence of rust on the posts?	Yes		No							
<b>ANCILLARY</b>										
Is the pitch floodlit?	Yes		No							
Is there changing accommodation for the pitch?	Yes		No							
Is an appropriate level of car parking available?	Yes		No							
<b>Pitch maintenance (information gathered via club survey/ pitch provider consultation) - refer to the guidance notes below</b>										
Aerated (per year)	three or more times		twice		once		never			
Sand dressed (per year)	three or more times		twice		once		never			
Fertilised (per year)	three or more times		twice		once		never			
Weed killed (per year)	three or more times		twice		once		never			
Chain harrowed	every week		fortnightly		monthly		never			
<b>Drainage</b>										
	Natural (inadequate) SCORE D0		Natural (adequate) SCORE D1		Pipe drained SCORE D2		Pipe and slit drained SCORE D3		Unknown SCORE D0	
										<b>Pitch Maintenance Score</b> Natural (adequate) = 3 or less training/match cancellations per season Natural (inadequate) = 4 or more training match cancellations per season *Based on a pipe drained system at 5m centres that has been installed in the previous eight years **Based on a slit drained system at 1m centres completed in the previous five years.

# WYRE COUNCIL PLAYING PITCH AND OUTDOOR SPORT STUDY ASSESSMENT REPORT

## Cricket non-technical assessment

Element	Rating			Guidance notes	Comments (use the guidance notes to help complete)
<b>About the cricket outfield</b>					
Grass coverage	Good	Acceptable	Poor	CBES falls below the ECB basic standard	
Length of grass	Good	Acceptable	Poor	Ideally 42mm - 25mm	
Evenness	Even		Uneven	Ball should run without deviation or ramp	
Evidence of Dog fouling/glass/stones/litter?	None	Yes	Immediate action required	May also wish to refer to water survey. If yes, refer to water/soil/air message	
Evidence of Unofficial use?	None	Yes	Immediate action required	eg informal, casual use, unbooked use, kids kick about etc. May also wish to refer to water survey. If yes, refer to water/soil/air message	
Evidence of Damage to surface?	None	Yes	Immediate action required	eg from animals/vehicles - rakkil, gulls and faeces etc may also wish to refer to water survey	
<b>Artificial wickets</b>					
Is the wicket and surrounds married in	Yes		No	There should be no trip points	
Evenness of wicket	Even		Uneven	There should be no contours in surface levels	
Stump holes	Yes		No	Should be no wider than a standard cricket ball	
Moss or materials in the surface	Yes		No	There should be none	
Rips or surface lifting	Yes		No	If "yes" annual site message	
Surface worn in high traffic areas - creases	Yes		No	If "yes" annual site message	
Hardness - does the ball rebound when thrown straight down?	Yes		No		
<b>Grass wickets</b>					
Presence of line markings	Yes		No		
Evidence of rolling - is wicket smooth and uniform	Yes		No		
Evidence of straight cut and height	Yes		No	See on match wicket/1/25mm roll of grass	
Evidence of repair work on old wickets	Yes		No		
Grass coverage (square and wickets)	Yes		No	CBES falls below the ECB basic standard	
Hardness - does a cricket ball thrown straight down into the surface rebound?	Yes		No		
<b>Changing/ Pavilion</b>					
Umpires provision	Yes		No		
Toilets	Yes		No		
Hot/cold water	Yes		No		
Heating	Yes		No		
Condition of building	Good	Acceptable	Requires attention		
<b>NTP</b>					
Is the wicket and surrounds married in (no trip points)	Yes		No		
Evenness of wicket (no contours in surface levels)	Even		Uneven		
Stump holes (no wider than a standard cricket ball)	Yes		No		
Moss or materials in the surface (should be none)	Yes		No		
No rips or surface lifting	Yes		No		
Surface worn in high traffic areas - crease	Yes		No		
Hardness - does the ball rebound when thrown straight down	Yes		No		
Is the steel frame/posts upright?	Yes		No		
Are steel cross members detached?	Yes		No		
Are all posts and net fixings in place?	Yes		No		
Can a ball pass through any part of the netting?	Yes		No		
Is appropriate safety/supervisory signage present?	Yes		No		

# WYRE COUNCIL PLAYING PITCH AND OUTDOOR SPORT STUDY ASSESSMENT REPORT

## Artificial grass pitches non-technical assessment (including third generation turf pitches)

Non Technical Visual Quality Assessment - Artificial grass pitches									
Site reference			Site Name						
6 figure grid reference			Pitch ID						
Number of AGPs on site			Pitch size	Full (i.e., 100m x 60m)			Half (i.e., 60m x 40m)		
Availability			Community Use - used, Community Use - unused, No Community Use, Available but Unused						
Type of pitch	Long Pile 3G (65mm with shock pad) Sand Dressed		Medium Pile 3G (55-60mm) Sand Filled		Short Pile 3G (40mm) Water based				
<b>Assessment Criteria</b> (please rank each of the following aspects for each pitch with an 'X' in the coloured box to the right of the chosen answer)									
Element	Rating					Guidance notes	Site comments		
Age of Surface	less than 2 years		2-5 years		5-10 years		over 10 years		
Evidence of moss/lichen (all surfaces)	None		Yes - some		Yes - lots				
Loose gravel (macadam surface)	None		Yes - some		Yes - lots				
Holes or rips in surface (macadam, art. grass or polymeric surfaces)	None		Yes - some		Yes - lots				
Grip underfoot	Good		Adequate		Poor				
Line markings - quality	Good		Adequate		Poor				
Problem Areas: Evidence of Glass/ stones/ litter	None		Yes - some		Yes - lots				
Problem Areas: Evidence of inappropriate use	None		Yes - some		Yes - lots				
Problem Areas: Evidence of damage to surface	None		Yes - some		Yes - lots		If no evidence, assume none.		
Access for disabled players. i.e.: ramps onto courts, width of gates	Good		Adequate		Poor				
Condition of posts/ nets/ goals	Good		Adequate		Poor				
Surrounding fencing	Good		Adequate		Poor				
Adequate safety margins (w here appropriate)	Yes - fully		No - but adequate		No - not adequate				
Is the AGP floodlit?	Yes		No						
Is the AGP left open at all times?	Yes		No						
Are there dug outs?	Yes		No						
Are there youth shelters/spectator seating around AGP?	Yes		No						
Is there changing accommodation for the AGP?	Yes		No						
<b>Maximum score</b>	<b>93</b>		<b>Scoring:</b>	Poor <=50		<b>Total Score</b>	<b>0</b>		
				Standard 51-79		<b>Potential Rating</b>	<b>Poor</b>		
				Good 80+					



# WYRE COUNCIL PLAYING PITCH AND OUTDOOR SPORT STUDY ASSESSMENT REPORT

## Tennis/netball MUGA court non-technical assessment

Non Technical Visual Quality Assessment - Tennis/ Netball/ Courts									
KKPref									
Site name:									
Number of courts -	Tennis	Netball	Basketball	Five-a-side					
General Playground or specific sports court area?									
Court surface	Management		Community Use?						
	Artificial turf, Clay, Grass, Macadam, Polymeric, Shale		Club, LA - Parks, Parish Council, Public, School						
<b>Assessment Criteria</b> (please rank each of the following aspects for each pitch with an 'X' in the coloured box to the right of the chosen answer)									
Element	Rating						Comments		
<b>About the courts</b>									
Evidence of moss/lichen (all surfaces)	None		Yes - some		Yes - lots				
Loose gravel (macadam surface)	None		Yes - some		Yes - lots				
Holes or rips in surface (macadam, art. grass or polymeric surfaces)	None		Yes - some		Yes - lots				
Grip underfoot	Good		Adequate		Poor				
Line markings - quality	Good		Adequate		Poor				
Surrounding fencing	Good		Adequate		Poor				
Size of courts	Yes - fully		No- but adequate		No - not adequate				
Adequate safety margins	Yes - fully		No- but adequate		No - not adequate				
Slope of courts	Flat		Slight		Gentle		Moderate		Severe
Problem Areas: Evidence of Glass/ stones/ litter	None		Yes - some		Yes - lots				
Problem Areas: Evidence of inappropriate use	None		Yes - some		Yes - lots				
Access for disabled players - ie: ramps onto courts, width of gates	Good		Adequate		Poor				
<b>Changing Accomodation</b>									
Changing Accomodation	Yes		No						
<b>About the equipment</b>									
Posts and net	Good		Adequate		Poor				
Are the courts locked when not in use?	Yes		No						
Practice wall	Yes		No						

# WYRE COUNCIL PLAYING PITCH AND OUTDOOR SPORT STUDY ASSESSMENT REPORT

## Rugby league pitch non-technical assessment

Non Technical Quality Assessment - Rugby League								
Please complete one form per pitch								
Site reference			Site Name					
6 figure grid reference			Pitch ID(s)					
Number of rugby league pitches on site			Pitch size	(Senior, Junior, Primary)				
Availability?			Are any other pitches marked out over this pitch?					
<small>Community Use - Good, Community Use - Good, No Community Use, Available but Unused</small>								
Weather at time of visit								
Pitch Issues:								
<b>Assessment Criteria</b> (please rank each of the following aspects for each pitch with an 'X' in the coloured box to the right of the chosen answer)								
Element	Rating				Guidance notes	Comments	Scores	
<b>Playing surface</b>								
Grazing coverage	Good		Adequate		Poor	>90% Good <80% Poor	0	
Size of pitch	Preferred size		Most minimum size		Not adequate	See RFL Pitch Size Guidance: <a href="http://www.rflfacilitiestrust.co.uk">www.rflfacilitiestrust.co.uk</a>	0	
Slope of pitch (gradient and cross fall)	Good		Adequate		Poor		0	
Length of grass	Good		Adequate		Poor	20mm - 60mm: <a href="http://www.rflfacilitiestrust.co.uk/">www.rflfacilitiestrust.co.uk/</a>	0	
Evenness of pitch	Flat		Moderate		Severe		0	
Problem Areas: Evidence of dog fouling	None		Yes - some		Yes - lots		0	
Problem Areas: Evidence of grass/litter/vehicle tracks	None		Yes - some		Yes - lots		0	
Typical weekly usage (match equivalent sessions)	6 or less		7 - 9		10 plus	Refer to club surveys & other information gathered	0	
Does the maintenance schedule meet RFL requirements?	Yes		In part		No	See RFL Annual Preparation and Maintenance of the Rugby League Pitch: <a href="http://www.rflfacilitiestrust.co.uk/">www.rflfacilitiestrust.co.uk/</a>	0	
<b>Pitch ancillary facilities</b>							<b>Section total</b>	<b>0</b>
Are goalposts safe?	Yes				No		0	
Is the site secure or open?	Secure				Open		0	
Is the pitch floodlit?	Yes				No		0	
Is the pitch enclosed by perimeter fence?	Yes				No		0	
Is there a training area separate to match pitch(es)?	Yes				No		0	
Is there a covered stand?	Yes				No		0	
<b>Ancillary facilities</b>							<b>Section total</b>	<b>0</b>
Is there a clubhouse or site?	Yes				No		0	
Is there changing accommodation for the pitch?	Yes				No		0	
Adequacy of changing accommodation (exterior)?	Good		Adequate		Poor		0	
Adequacy of changing accommodation (interior)?	Good		Adequate		Poor		0	
Is there an official room?	Yes				No		0	
Is there a dedicated medical room?	Yes				No		0	
Are accessible facilities provided?	Yes				No		0	
Is an appropriate level of car parking available?	Yes				No		0	
<b>Section total</b>							<b>0</b>	

# WYRE COUNCIL PLAYING PITCH AND OUTDOOR SPORT STUDY ASSESSMENT REPORT

## Bowling green non-technical assessment

Non Technical Visual Quality Assessment - Bowling green						
KKPref						
Site name:						
Number of greens						
Flat/crown		Community Use?				
<b>Assessment Criteria</b> (please rank each of the following aspects for each pitch with an 'X' in the coloured box to the right of the chosen answer)						
Element	Rating			Comments		
About the greens						
Grass cover	Over 70%		40-69%		less than 40%	
Evenness of surface	Good		Adequate		Poor	
Signs of wear and tear	None		Yes - some		Yes - lots	
Condition of ditches/boarding	Good		Adequate		Poor	
Surface of surrounding hard areas	Good		Adequate		Poor	
Is the green and surrounding area fenced?	Yes			No		
Fencing around the green and ancillaries	Good		Adequate		Poor	
Problem areas: litter, glass, fouling, leaf fall on the green	None		Yes - some		Yes - lots	
Problem Areas: Evidence of inappropriate use on the green	None		Yes - some		Yes - lots	
Access for disabled players/spectators - ie: ramps onto greens, width of gates	Good		Adequate		Poor	
Ancillary facilities						
Changing Accomodation	Yes		No			
Toilets	Yes		No			
Car parking	Yes		No			
<b>General comments about the site:</b>						